

```

=====
ethod: 23ME ICP-M          IEC: 03miecm.iec          MSF:
esults: 03M1359M         Spectra Stored: Yes      Method Stored: Yes
ample Info: 03ml1359m    User: User1             Date: 4/23/03          6:02:21 PM
ethod Description: 6010B/200.7--23ME 4/16/03
=====
  
```

```

-----
eplicate Data -----
D: Calib Blank                                           Date: 4/23/03          6:03:38 PM
-----
  
```

epl#	Element	Net Intensity	Corrected Intensity	Calib Conc. Units
1	Ag 328.068	47.3	47.3	0 mg/L
1	Al 308.215	4627.9	4627.9	0 mg/L
1	As 188.979	119.4	119.4	0 mg/L
1	Ba 233.527	92.5	92.5	0 mg/L
1	Be 313.107	-441.5	-441.5	0 mg/L
1	Ca 227.547	658.1	658.1	0 mg/L
1	Cd 228.802	190.2	190.2	0 mg/L
1	Co 228.616	-310.3	-310.3	0 mg/L
1	Cr 267.716	-316.6	-316.6	0 mg/L
1	Cu 324.754	2967.2	2967.2	0 mg/L
1	Fe 273.955	5318.5	5318.5	0 mg/L
1	K 766.491	-2647.0	-2647.0	0 mg/L
1	Mg 279.079	1484.9	1484.9	0 mg/L
1	Mn 257.610	2338.7	2338.7	0 mg/L
1	Mo 202.030	-64.6	-64.6	0 mg/L
1	Na 330.237	6754.1	6754.1	0 mg/L
1	Ni 231.604	-85.4	-85.4	0 mg/L
1	Pb 220.353	-157.4	-157.4	0 mg/L
1	Sb 206.833	-11.4	-11.4	0 mg/L
1	Se 196.026	59.5	59.5	0 mg/L
1	Tl 190.800	188.6	188.6	0 mg/L
1	V 292.402	0.7	0.7	0 mg/L
1	Zn 213.856	-655.6	-655.6	0 mg/L
2	Ag 328.068	-46.5	-46.5	0 mg/L
2	Al 308.215	4718.4	4718.4	0 mg/L
2	As 188.979	117.5	117.5	0 mg/L
2	Ba 233.527	20.2	20.2	0 mg/L
2	Be 313.107	-563.4	-563.4	0 mg/L
2	Ca 227.547	645.8	645.8	0 mg/L
2	Cd 228.802	237.3	237.3	0 mg/L
2	Co 228.616	-323.7	-323.7	0 mg/L
2	Cr 267.716	-302.8	-302.8	0 mg/L
2	Cu 324.754	2902.2	2902.2	0 mg/L
2	Fe 273.955	6169.4	6169.4	0 mg/L
2	K 766.491	-2384.2	-2384.2	0 mg/L
2	Mg 279.079	1443.1	1443.1	0 mg/L
2	Mn 257.610	2149.5	2149.5	0 mg/L
2	Mo 202.030	-64.7	-64.7	0 mg/L
2	Na 330.237	6800.4	6800.4	0 mg/L
2	Ni 231.604	-101.0	-101.0	0 mg/L
2	Pb 220.353	-163.2	-163.2	0 mg/L
2	Sb 206.833	3.0	3.0	0 mg/L
2	Se 196.026	65.2	65.2	0 mg/L
2	Tl 190.800	193.4	193.4	0 mg/L
2	V 292.402	107.9	107.9	0 mg/L
2	Zn 213.856	-637.4	-637.4	0 mg/L
3	Ag 328.068	-65.8	-65.8	0 mg/L
3	Al 308.215	4573.9	4573.9	0 mg/L
3	As 188.979	131.9	131.9	0 mg/L
3	Ba 233.527	-6.2	-6.2	0 mg/L
3	Be 313.107	-805.3	-805.3	0 mg/L
3	Ca 227.547	662.5	662.5	0 mg/L
3	Cd 228.802	190.7	190.7	0 mg/L
3	Co 228.616	-326.2	-326.2	0 mg/L
3	Cr 267.716	-316.5	-316.5	0 mg/L
3	Cu 324.754	2780.4	2780.4	0 mg/L
3	Fe 273.955	3556.9	3556.9	0 mg/L

3 K 766.491	-2356.5	-2356.5	0 mg/L
3 Mg 279.079	1674.3	1674.3	0 mg/L
3 Mn 257.610	1785.5	1785.5	0 mg/L
3 Mo 202.030	-61.1	-61.1	0 mg/L
3 Na 330.237	6996.7	6996.7	0 mg/L
3 Ni 231.604	-116.6	-116.6	0 mg/L
3 Pb 220.353	-158.6	-158.6	0 mg/L
3 Sb 206.833	4.4	4.4	0 mg/L
3 Se 196.026	57.0	57.0	0 mg/L
3 Tl 190.800	192.9	192.9	0 mg/L
3 V 292.402	88.0	88.0	0 mg/L
3 Zn 213.856	-636.6	-636.6	0 mg/L

Mean Data

D: Calib Blank

Seq. No.: 1  
Data: Original

A/S Pos: 1  
Date: 4/23/03 6:03:38 PM

Element	Mean Corr. Intensity	Std.Dev.	RSD	Conc.	Calib Units
g 328.068	-21.7	60.48	278.86%	0	mg/L
l 308.215	4640.0	73.02	1.57%	0	mg/L
s 188.979	123.0	7.82	6.36%	0	mg/L
a 233.527	35.5	51.13	143.97%	0	mg/L
e 313.107	-603.4	185.16	30.69%	0	mg/L
a 227.547	655.5	8.69	1.33%	0	mg/L
d 228.802	206.1	27.05	13.13%	0	mg/L
o 228.616	-320.1	8.54	2.67%	0	mg/L
r 267.716	-312.0	7.94	2.55%	0	mg/L
l 324.754	2883.3	94.81	3.29%	0	mg/L
e 273.955	5014.9	1332.47	26.57%	0	mg/L
766.491	-2462.6	160.32	6.51%	0	mg/L
g 279.079	1534.1	123.20	8.03%	0	mg/L
l 257.610	2091.2	281.16	13.44%	0	mg/L
o 202.030	-63.5	2.02	3.18%	0	mg/L
a 330.237	6850.4	128.80	1.88%	0	mg/L
i 231.604	-101.0	15.60	15.45%	0	mg/L
o 220.353	-159.7	3.08	1.93%	0	mg/L
o 206.833	-1.3	8.75	654.29%	0	mg/L
e 196.026	60.6	4.23	6.99%	0	mg/L
l 190.800	191.6	2.64	1.38%	0	mg/L
292.402	65.6	57.03	86.99%	0	mg/L
r 213.856	-643.2	10.73	1.67%	0	mg/L

Replicate Data

1): STD1 1423A

Date: 4/23/03 6:07:19 PM

Element	Net Intensity	Corrected Intensity	Conc.	Calib Units
1 Ag 328.068	385503.5	385525.1	2.0000	mg/L
1 Al 308.215	313880.8	309240.8	10.00	mg/L
1 As 188.979	2845.2	2722.3	1.000	mg/L
1 Ba 233.527	4102336.5	4102301.0	10.0000	mg/L
1 Be 313.107	2705927.4	2706530.8	1.00000	mg/L
1 Ca 227.547	25026.3	24370.8	100.0	mg/L
1 Cd 228.802	258970.7	258764.6	2.000	mg/L
1 Co 228.616	411923.7	412243.8	4.0000	mg/L
1 Cr 267.716	85277.6	85589.6	1.0000	mg/L
1 Cu 324.754	1170517.9	1167634.6	4.0000	mg/L
1 Fe 273.955	434207.1	429192.2	10.00	mg/L
1 K 766.491	758165.0	760627.5	30.00	mg/L
1 Mg 279.079	2057664.4	2056130.3	50.00	mg/L
1 Mn 257.610	5378637.6	5376546.4	4.0000	mg/L
1 Mo 202.030	71435.5	71499.0	4.000	mg/L
1 Na 330.237	143390.4	136540.0	200.00	mg/L
1 Ni 231.604	197785.9	197886.9	4.0000	mg/L
1 Pb 220.353	15543.2	15703.0	1.000	mg/L
1 Sb 206.833	16140.5	16141.8	4.000	mg/L
1 Se 196.026	3082.9	3022.3	1.000	mg/L
1 Tl 190.800	3688.8	3497.2	1.000	mg/L
1 V 292.402	488050.3	487984.8	4.0000	mg/L
1 Zn 213.856	420684.6	421327.8	4.000	mg/L

2	Ag	328.068	390399.2	390420.9	2.0000	mg/L
2	Al	308.215	318381.2	313741.2	10.00	mg/L
2	As	188.979	2829.9	2706.9	1.000	mg/L
2	Ba	233.527	4116827.2	4116791.7	10.0000	mg/L
2	Be	313.107	2683379.0	2683982.4	1.00000	mg/L
2	Ca	227.547	25396.7	24741.2	100.0	mg/L
2	Cd	228.802	262541.7	262335.6	2.000	mg/L
2	Co	228.616	418041.1	418361.2	4.0000	mg/L
2	Cr	267.716	86290.4	86602.4	1.0000	mg/L
2	Cu	324.754	1177839.2	1174956.0	4.0000	mg/L
2	Fe	273.955	440742.0	435727.1	10.00	mg/L
2	K	766.491	741979.2	744441.7	30.00	mg/L
2	Mg	279.079	2062545.5	2061011.4	50.00	mg/L
2	Mn	257.610	5340844.3	5338753.1	4.0000	mg/L
2	Mo	202.030	72939.8	73003.3	4.000	mg/L
2	Na	330.237	144661.2	137810.8	200.00	mg/L
2	Ni	231.604	201501.3	201602.3	4.0000	mg/L
2	Pb	220.353	15815.8	15975.6	1.000	mg/L
2	Sb	206.833	16064.1	16065.4	4.000	mg/L
2	Se	196.026	3068.7	3008.2	1.000	mg/L
2	Tl	190.800	3699.4	3507.8	1.000	mg/L
2	V	292.402	488289.5	488223.9	4.0000	mg/L
2	Zn	213.856	427964.7	428607.9	4.000	mg/L

3	Ag	328.068	385810.3	385832.0	2.0000	mg/L
3	Al	308.215	315040.3	310400.3	10.00	mg/L
3	As	188.979	2854.5	2731.5	1.000	mg/L
3	Ba	233.527	4073258.2	4073222.7	10.0000	mg/L
3	Be	313.107	2712463.3	2713066.7	1.00000	mg/L
3	Ca	227.547	25033.0	24377.5	100.0	mg/L
3	Cd	228.802	260704.0	260497.9	2.000	mg/L
3	Co	228.616	413605.8	413925.9	4.0000	mg/L
3	Cr	267.716	85332.5	85644.5	1.0000	mg/L
3	Cu	324.754	1166625.0	1163741.7	4.0000	mg/L
3	Fe	273.955	435504.5	430489.6	10.00	mg/L
3	K	766.491	753032.0	755494.6	30.00	mg/L
3	Mg	279.079	2042317.2	2040783.1	50.00	mg/L
3	Mn	257.610	5392540.6	5390449.4	4.0000	mg/L
3	Mo	202.030	71928.8	71992.2	4.000	mg/L
3	Na	330.237	143387.5	136537.2	200.00	mg/L
3	Ni	231.604	199604.3	199705.3	4.0000	mg/L
3	Pb	220.353	15576.7	15736.4	1.000	mg/L
3	Sb	206.833	16183.1	16184.4	4.000	mg/L
3	Se	196.026	3069.0	3008.5	1.000	mg/L
3	Tl	190.800	3701.2	3509.6	1.000	mg/L
3	V	292.402	482006.4	481940.9	4.0000	mg/L
3	Zn	213.856	424615.1	425258.3	4.000	mg/L

Scan Data -----  
): STD1 1423A

Seq. No.: 2  
Data: Original

A/S Pos: 2  
Date: 4/23/03 6:07:19 PM

Element	Mean	Corr.	Intensity	Std.Dev.	RSD	Conc.	Calib	Units
Ag	328.068		387259.3	2742.26	0.71%	2.0000	mg/L	
Al	308.215		311127.4	2336.66	0.75%	10.00	mg/L	
As	188.979		2720.3	12.43	0.46%	1.000	mg/L	
Ba	233.527		4097438.4	22187.78	0.54%	10.0000	mg/L	
Be	313.107		2701193.3	15259.13	0.56%	1.00000	mg/L	
Ca	227.547		24496.5	211.95	0.87%	100.0	mg/L	
Cd	228.802		260532.7	1785.74	0.69%	2.000	mg/L	
Co	228.616		414843.6	3160.24	0.76%	4.0000	mg/L	
Cr	267.716		85945.5	569.57	0.66%	1.0000	mg/L	
Cu	324.754		1168777.5	5693.78	0.49%	4.0000	mg/L	
Fe	273.955		431802.9	3459.76	0.80%	10.00	mg/L	
K	766.491		753521.3	8271.36	1.10%	30.00	mg/L	
Mg	279.079		2052641.6	10555.80	0.51%	50.00	mg/L	
Mn	257.610		5368583.0	26752.38	0.50%	4.0000	mg/L	
Mo	202.030		72164.9	766.84	1.06%	4.000	mg/L	
Na	330.237		136962.7	734.53	0.54%	200.00	mg/L	
Ni	231.604		199731.5	1857.83	0.93%	4.0000	mg/L	

b 220.353	15805.0	148.66	0.94%	1.000 mg/L
b 206.833	16130.6	60.30	0.37%	4.000 mg/L
e 196.026	3013.0	8.07	0.27%	1.000 mg/L
l 190.800	3504.9	6.70	0.19%	1.000 mg/L
292.402	486049.9	3560.50	0.73%	4.0000 mg/L
n 213.856	425064.7	3643.90	0.86%	4.000 mg/L

uplicate Data

D: STD2 1423B

Date: 4/23/03

6:11:04 PM

epl# Element	Net Intensity	Corrected Intensity	Conc. Units
1 Ag 328.068	199605.9	199627.6	1.0000 mg/L
1 Al 308.215	166222.3	161582.2	5.000 mg/L
1 As 188.979	1542.4	1419.5	0.500 mg/L
1 Ba 233.527	2199468.3	2199432.8	5.0000 mg/L
1 Be 313.107	1417053.5	1417656.9	0.50000 mg/L
1 Ca 227.547	13606.9	12951.5	50.00 mg/L
1 Cd 228.802	137860.6	137654.5	1.000 mg/L
1 Co 228.616	220272.7	220592.8	2.0000 mg/L
1 Cr 267.716	44871.2	45183.2	0.5000 mg/L
1 Cu 324.754	623533.9	620650.6	2.0000 mg/L
1 Fe 273.955	230667.4	225652.5	5.000 mg/L
1 K 766.491	351029.9	353492.5	15.00 mg/L
1 Mg 279.079	1100604.9	1099070.8	25.000 mg/L
1 Mn 257.610	2857552.8	2855461.6	2.0000 mg/L
1 Mo 202.030	37692.8	37756.2	2.000 mg/L
1 Na 330.237	74381.4	67531.0	100.00 mg/L
1 Ni 231.604	107151.5	107252.5	2.0000 mg/L
1 Pb 220.353	7971.4	8131.1	0.500 mg/L
1 Sb 206.833	8290.1	8291.4	2.000 mg/L
1 Se 196.026	1641.6	1581.0	0.5000 mg/L
1 Tl 190.800	2022.7	1831.1	0.500 mg/L
1 V 292.402	257898.4	257832.8	2.0000 mg/L
1 Zn 213.856	223273.1	223916.3	2.000 mg/L
2 Ag 328.068	198313.3	198335.0	1.0000 mg/L
2 Al 308.215	165471.3	160831.2	5.000 mg/L
2 As 188.979	1545.9	1423.0	0.500 mg/L
2 Ba 233.527	2181924.4	2181888.9	5.0000 mg/L
2 Be 313.107	1398810.0	1399413.4	0.50000 mg/L
2 Ca 227.547	13256.5	12601.0	50.00 mg/L
2 Cd 228.802	137317.2	137111.1	1.000 mg/L
2 Co 228.616	219137.0	219457.1	2.0000 mg/L
2 Cr 267.716	44481.5	44793.5	0.5000 mg/L
2 Cu 324.754	621658.7	618775.4	2.0000 mg/L
2 Fe 273.955	228303.9	223288.9	5.000 mg/L
2 K 766.491	347358.0	349820.6	15.00 mg/L
2 Mg 279.079	1093624.4	1092090.3	25.000 mg/L
2 Mn 257.610	2825919.1	2823827.9	2.0000 mg/L
2 Mo 202.030	37414.8	37478.3	2.000 mg/L
2 Na 330.237	74199.0	67348.6	100.00 mg/L
2 Ni 231.604	106119.5	106220.5	2.0000 mg/L
2 Pb 220.353	8039.7	8199.4	0.500 mg/L
2 Sb 206.833	8354.6	8355.9	2.000 mg/L
2 Se 196.026	1663.4	1602.8	0.5000 mg/L
2 Tl 190.800	2052.1	1860.5	0.500 mg/L
2 V 292.402	256235.5	256169.9	2.0000 mg/L
2 Zn 213.856	222178.2	222821.4	2.000 mg/L
3 Ag 328.068	192660.5	192682.2	1.0000 mg/L
3 Al 308.215	161310.6	156670.5	5.000 mg/L
3 As 188.979	1550.5	1427.5	0.500 mg/L
3 Ba 233.527	2129453.3	2129417.7	5.0000 mg/L
3 Be 313.107	1407568.7	1408172.1	0.50000 mg/L
3 Ca 227.547	13039.1	12383.6	50.00 mg/L
3 Cd 228.802	133280.7	133074.7	1.000 mg/L
3 Co 228.616	213277.4	213597.5	2.0000 mg/L
3 Cr 267.716	43428.4	43740.4	0.5000 mg/L
3 Cu 324.754	603405.8	600522.5	2.0000 mg/L
3 Fe 273.955	222871.5	217856.6	5.000 mg/L

3 K 766.491	351670.5	354133.1	15.00 mg/L
3 Mg 279.079	1067768.4	1066234.3	25.000 mg/L
3 Mn 257.610	2827458.1	2825366.9	2.0000 mg/L
3 Mo 202.030	36623.0	36686.4	2.000 mg/L
3 Na 330.237	71958.5	65108.1	100.00 mg/L
3 Ni 231.604	104022.9	104123.9	2.0000 mg/L
3 Pb 220.353	8060.9	8220.7	0.500 mg/L
3 Sb 206.833	8432.1	8433.4	2.000 mg/L
3 Se 196.026	1660.5	1599.9	0.5000 mg/L
3 Tl 190.800	2053.7	1862.1	0.500 mg/L
3 V 292.402	249237.0	249171.5	2.0000 mg/L
3 Zn 213.856	216686.1	217329.3	2.000 mg/L

ean Data

D: STD2 1423B

Seq. No.: 3  
Data: Original

A/S Pos: 3  
Date: 4/23/03 6:11:04 PM

Element	Mean Intensity	Corr. Intensity	Std.Dev.	RSD	Conc.	Calib Units
g 328.068	196881.6		3693.75	1.88%	1.0000	mg/L
l 308.215	159694.7		2645.76	1.66%	5.0000	mg/L
s 188.979	1423.3		4.04	0.28%	0.5000	mg/L
a 233.527	2170246.5		36430.57	1.68%	5.0000	mg/L
e 313.107	1408414.2		9124.15	0.65%	0.50000	mg/L
a 227.547	12645.3		286.50	2.27%	50.00	mg/L
d 228.802	135946.8		2502.11	1.84%	1.000	mg/L
o 228.616	217882.5		3754.06	1.72%	2.0000	mg/L
r 267.716	44572.4		746.40	1.67%	0.5000	mg/L
i 324.754	613316.2		11119.25	1.81%	2.0000	mg/L
e 273.955	222266.0		3997.32	1.80%	5.000	mg/L
766.491	352482.1		2327.03	0.66%	15.00	mg/L
y 279.079	1085798.5		17298.82	1.59%	25.000	mg/L
i 257.610	2834885.5		17836.08	0.63%	2.0000	mg/L
o 202.030	37307.0		555.09	1.49%	2.000	mg/L
a 330.237	66662.6		1349.30	2.02%	100.00	mg/L
i 231.604	105865.6		1594.20	1.51%	2.0000	mg/L
o 220.353	8183.7		46.80	0.57%	0.500	mg/L
o 206.833	8360.2		71.10	0.85%	2.000	mg/L
e 196.026	1594.6		11.83	0.74%	0.5000	mg/L
i 190.800	1851.2		17.47	0.94%	0.500	mg/L
292.402	254391.4		4596.43	1.81%	2.0000	mg/L
i 213.856	221355.7		3529.66	1.59%	2.000	mg/L

uplicate Data

D: STD3 1423C

Date: 4/23/03 6:14:41 PM

Element	Net Intensity	Corrected Intensity	Conc.	Calib Units
1 Ag 328.068	96331.2	96352.9	0.5000	mg/L
1 Al 308.215	83306.0	78666.0	2.500	mg/L
1 As 188.979	861.8	738.8	0.250	mg/L
1 Ba 233.527	1104613.5	1104578.0	2.5000	mg/L
1 Be 313.107	701042.5	701645.9	0.25000	mg/L
1 Ca 227.547	7148.3	6492.8	25.00	mg/L
1 Cd 228.802	67224.4	67018.3	0.500	mg/L
1 Co 228.616	109143.1	109463.2	1.0000	mg/L
1 Cr 267.716	21651.7	21963.7	0.2500	mg/L
1 Cu 324.754	307200.9	304317.6	1.0000	mg/L
1 Fe 273.955	125402.7	120387.8	2.500	mg/L
1 K 766.491	151733.6	154196.2	7.500	mg/L
1 Mg 279.079	554259.0	552724.9	12.500	mg/L
1 Mn 257.610	1437289.8	1435198.6	1.0000	mg/L
1 Mo 202.030	19143.6	19207.1	1.000	mg/L
1 Na 330.237	38266.3	31416.0	50.00	mg/L
1 Ni 231.604	53540.3	53641.3	1.0000	mg/L
1 Pb 220.353	4010.8	4170.6	0.250	mg/L
1 Sb 206.833	4281.1	4282.5	1.000	mg/L
1 Se 196.026	871.6	811.0	0.250	mg/L
1 Tl 190.800	1143.7	952.1	0.250	mg/L
1 V 292.402	125373.6	125308.0	1.0000	mg/L
1 Zn 213.856	107986.7	108629.9	1.000	mg/L

2	Ag	328.068	98733.3	98755.0	0.5000	mg/L
2	Al	308.215	84942.3	80302.2	2.500	mg/L
2	As	188.979	848.7	725.7	0.250	mg/L
2	Ba	233.527	1099948.2	1099912.7	2.5000	mg/L
2	Be	313.107	699204.5	699807.9	0.25000	mg/L
2	Ca	227.547	7131.8	6476.3	25.00	mg/L
2	Cd	228.802	68739.6	68533.5	0.500	mg/L
2	Co	228.616	111398.6	111718.7	1.0000	mg/L
2	Cr	267.716	22222.5	22534.5	0.2500	mg/L
2	Cu	324.754	313956.8	311073.6	1.0000	mg/L
2	Fe	273.955	126833.0	121818.1	2.500	mg/L
2	K	766.491	153539.2	156001.7	7.500	mg/L
2	Mg	279.079	554201.0	552666.9	12.500	mg/L
2	Mn	257.610	1431256.9	1429165.6	1.0000	mg/L
2	Mo	202.030	19126.4	19189.9	1.000	mg/L
2	Na	330.237	38463.6	31613.2	50.00	mg/L
2	Ni	231.604	54586.4	54687.4	1.0000	mg/L
2	Pb	220.353	4014.0	4173.8	0.250	mg/L
2	Sb	206.833	4282.5	4283.9	1.000	mg/L
2	Se	196.026	862.3	801.8	0.250	mg/L
2	Tl	190.800	1154.1	962.5	0.250	mg/L
2	V	292.402	127297.5	127232.0	1.0000	mg/L
2	Zn	213.856	110421.9	111065.0	1.000	mg/L

3	Ag	328.068	97578.5	97600.2	0.5000	mg/L
3	Al	308.215	84420.2	79780.2	2.500	mg/L
3	As	188.979	849.5	726.5	0.250	mg/L
3	Ba	233.527	1121678.6	1121643.1	2.5000	mg/L
3	Be	313.107	711231.4	711834.8	0.25000	mg/L
3	Ca	227.547	7126.3	6470.8	25.00	mg/L
3	Cd	228.802	68040.2	67834.1	0.500	mg/L
3	Co	228.616	110371.6	110691.7	1.0000	mg/L
3	Cr	267.716	21946.6	22258.6	0.2500	mg/L
3	Cu	324.754	310503.1	307619.9	1.0000	mg/L
3	Fe	273.955	125778.0	120763.0	2.500	mg/L
3	K	766.491	156561.5	159024.1	7.500	mg/L
3	Mg	279.079	565190.2	563656.1	12.500	mg/L
3	Mn	257.610	1457882.8	1455791.5	1.0000	mg/L
3	Mo	202.030	19213.7	19277.2	1.000	mg/L
3	Na	330.237	38535.7	31685.3	50.00	mg/L
3	Ni	231.604	53773.6	53874.6	1.0000	mg/L
3	Pb	220.353	4009.6	4169.3	0.250	mg/L
3	Sb	206.833	4290.5	4291.8	1.000	mg/L
3	Se	196.026	876.9	816.4	0.250	mg/L
3	Tl	190.800	1154.1	962.5	0.250	mg/L
3	V	292.402	126525.9	126460.3	1.0000	mg/L
3	Zn	213.856	109376.6	110019.8	1.000	mg/L

ean Data

>: STD3 1423C

Seq. No.: 4  
Data: Original

A/S Pos: 4  
Date: 4/23/03 6:14:41 PM

Element	Mean	Corr.	Intensity	Std.Dev.	RSD	Conc.	Calib	Units
Ag	328.068		97569.4	1201.33	1.23%	0.5000	mg/L	
Al	308.215		79582.8	835.77	1.05%	2.500	mg/L	
As	188.979		730.4	7.35	1.01%	0.250	mg/L	
Ba	233.527		1108711.2	11439.62	1.03%	2.5000	mg/L	
Be	313.107		704429.6	6478.65	0.92%	0.25000	mg/L	
Ca	227.547		6479.9	11.46	0.18%	25.00	mg/L	
Cd	228.802		67795.3	758.32	1.12%	0.500	mg/L	
Co	228.616		110624.5	1129.23	1.02%	1.0000	mg/L	
Cr	267.716		22252.3	285.45	1.28%	0.2500	mg/L	
Cu	324.754		307670.3	3378.27	1.10%	1.0000	mg/L	
Fe	273.955		120989.6	741.59	0.61%	2.500	mg/L	
K	766.491		156407.3	2439.40	1.56%	7.500	mg/L	
Mg	279.079		556349.3	6327.92	1.14%	12.500	mg/L	
Mn	257.610		1440051.9	13960.69	0.97%	1.0000	mg/L	
Mo	202.030		19224.7	46.21	0.24%	1.000	mg/L	
Na	330.237		31571.5	139.43	0.44%	50.00	mg/L	
Ni	231.604		54067.8	549.14	1.02%	1.0000	mg/L	

b 220.353	4171.2	2.30	0.06%	0.250 mg/L
b 206.833	4286.1	5.06	0.12%	1.000 mg/L
e 196.026	809.7	7.38	0.91%	0.250 mg/L
l 190.800	959.0	6.00	0.63%	0.250 mg/L
292.402	126333.4	968.23	0.77%	1.0000 mg/L
n 213.856	109904.9	1221.65	1.11%	1.000 mg/L

alibration Summary

ethod: 23ME ICP-M

Date: 4/23/03

6:15:45 PM

Element	Stds	Equation	Intercept	Slope	Curvature	Corr. Coeff.
g 328.068	3	Linear-thru-Zero	0.0	194320.9	0.00000	0.999948
l 308.215	3	Linear-thru-Zero	0.0	31304.4	0.00000	0.999856
s 188.979	3	Linear-thru-Zero	0.0	2753.9	0.00000	0.999392
a 233.527	3	Linear-thru-Zero	0.0	415980.2	0.00000	0.999113
e 313.107	3	Linear-thru-Zero	0.0	2728767.8	0.00000	0.999608
a 227.547	3	Linear-thru-Zero	0.0	247.2	0.00000	0.999669
d 228.802	3	Linear-thru-Zero	0.0	131601.9	0.00000	0.999604
o 228.616	3	Linear-thru-Zero	0.0	105036.4	0.00000	0.999377
r 267.716	3	Linear-thru-Zero	0.0	86700.8	0.00000	0.999708
u 324.754	3	Linear-thru-Zero	0.0	295686.3	0.00000	0.999464
e 273.955	3	Linear-thru-Zero	0.0	43671.1	0.00000	0.999142
766.491	3	Non-Linear	-3003.1	21346.4	130.14970	0.998767
y 279.079	3	Linear-thru-Zero	0.0	41670.5	0.00000	0.999125
n 257.610	3	Linear-thru-Zero	0.0	1361150.2	0.00000	0.999239
o 202.030	3	Linear-thru-Zero	0.0	18214.2	0.00000	0.999609
a 330.237	3	Non-Linear	-284.8	640.8	0.22933	0.999753
i 231.604	3	Linear-thru-Zero	0.0	50701.2	0.00000	0.999095
o 220.353	3	Linear-thru-Zero	0.0	15954.0	0.00000	0.999647
o 206.833	3	Linear-thru-Zero	0.0	4072.8	0.00000	0.999596
e 196.026	3	Linear-thru-Zero	0.0	3057.3	0.00000	0.999181
l 190.800	3	Linear-thru-Zero	0.0	3558.3	0.00000	0.999070
292.402	3	Linear-thru-Zero	0.0	122824.6	0.00000	0.999559
1 213.856	3	Linear-thru-Zero	0.0	107279.8	0.00000	0.999655

uplicate Data

): CCV 1447B

Date: 4/23/03

6:18:21 PM

Sample#	Element	Net Intensity	Corrected Intensity	Calib Conc.	Units	Sample Conc.	Units
1	Ag 328.068	196984.8	197006.5	1.014	mg/L		
1	Al 308.215	164005.2	159365.2	5.091	mg/L		
1	As 188.979	1544.0	1421.1	0.5217	mg/L		
1	Ba 233.527	2171938.0	2171902.5	5.221	mg/L		
1	Be 313.107	1427299.6	1427903.0	0.5233	mg/L		
1	Ca 227.547	13489.7	12834.2	51.93	mg/L		
1	Cd 228.802	137396.0	137189.9	1.042	mg/L		
1	Co 228.616	219098.9	219419.0	2.089	mg/L		
1	Cr 267.716	44036.1	44348.1	0.5115	mg/L		
1	Cu 324.754	619224.7	616341.5	2.084	mg/L		
1	Fe 273.955	225333.5	220318.5	5.045	mg/L		
1	K 766.491	352785.8	355248.4	15.35	mg/L		
1	Mg 279.079	1091957.1	1090423.0	26.17	mg/L		
1	Mn 257.610	2874016.3	2871925.0	2.110	mg/L		
1	Mo 202.030	37259.7	37323.2	2.049	mg/L		
1	Na 330.237	73179.2	66328.8	100.3	mg/L		
1	Ni 231.604	107115.2	107216.2	2.115	mg/L		
1	Pb 220.353	8016.8	8176.6	0.5125	mg/L		
1	Sb 206.833	8369.8	8371.1	2.040	mg/L		
1	Se 196.026	1641.5	1580.9	0.5183	mg/L		
1	Tl 190.800	2037.6	1845.9	0.5188	mg/L		
1	V 292.402	253209.8	253144.2	2.061	mg/L		
1	Zn 213.856	222268.2	222911.3	2.078	mg/L		
2	Ag 328.068	197319.0	197340.7	1.016	mg/L		
2	Al 308.215	164903.0	160262.9	5.119	mg/L		
2	As 188.979	1545.2	1422.2	0.5221	mg/L		
2	Ba 233.527	2173238.1	2173202.6	5.224	mg/L		
2	Be 313.107	1379222.0	1379825.4	0.5057	mg/L		





n 213.856      222764.3      2.076      0.0083 mg/L      0.40%

uplicate Data -----

D: CCB

Date: 4/23/03

6:21:52 PM

epl#	Element	Net Intensity	Corrected Intensity	Calib Conc. Units	Sample Conc. Units
1	Ag 328.068	-55.5	-33.8	-0.0002 mg/L	
1	Al 308.215	4404.1	-236.0	-0.0075 mg/L	
1	As 188.979	127.7	4.7	0.0017 mg/L	
1	Ba 233.527	1306.4	1270.9	0.0031 mg/L	
1	Be 313.107	614.1	1217.5	0.0004 mg/L	
1	Ca 227.547	645.4	-10.1	-0.0409 mg/L	
1	Cd 228.802	239.8	33.7	0.0003 mg/L	
1	Co 228.616	-253.1	67.0	0.0006 mg/L	
1	Cr 267.716	-306.2	5.8	0.0001 mg/L	
1	Cu 324.754	4167.3	1284.0	0.0043 mg/L	
1	Fe 273.955	2711.7	-2303.2	-0.0527 mg/L	
1	K 766.491	-2281.2	181.4	0.1490 mg/L	
1	Mg 279.079	1528.6	-5.5	-0.0001 mg/L	
1	Mn 257.610	3287.4	1196.2	0.0009 mg/L	
1	Mo 202.030	-31.1	32.4	0.0018 mg/L	
1	Na 330.237	7098.7	248.3	0.8316 mg/L	
1	Ni 231.604	-69.1	31.9	0.0006 mg/L	
1	Pb 220.353	-157.4	2.3	0.0001 mg/L	
1	Sb 206.833	18.2	19.5	0.0048 mg/L	
1	Se 196.026	78.0	17.4	0.0057 mg/L	
1	Tl 190.800	204.5	12.9	0.0036 mg/L	
1	V 292.402	154.4	88.8	0.0007 mg/L	
1	Zn 213.856	-520.2	123.0	0.0011 mg/L	
2	Ag 328.068	-197.3	-175.6	-0.0009 mg/L	
2	Al 308.215	4529.5	-110.5	-0.0035 mg/L	
2	As 188.979	124.3	1.3	0.0005 mg/L	
2	Ba 233.527	1006.7	971.1	0.0023 mg/L	
2	Be 313.107	322.6	926.0	0.0003 mg/L	
2	Ca 227.547	644.2	-11.3	-0.0457 mg/L	
2	Cd 228.802	246.7	40.6	0.0003 mg/L	
2	Co 228.616	-231.1	89.0	0.0008 mg/L	
2	Cr 267.716	-312.7	-0.7	0.0000 mg/L	
2	Cu 324.754	4049.6	1166.3	0.0039 mg/L	
2	Fe 273.955	2360.0	-2654.9	-0.0608 mg/L	
2	K 766.491	-2682.6	-220.1	0.1303 mg/L	
2	Mg 279.079	1421.1	-113.0	-0.0027 mg/L	
2	Mn 257.610	2647.5	556.2	0.0004 mg/L	
2	Mo 202.030	-32.8	30.6	0.0017 mg/L	
2	Na 330.237	6968.3	117.9	0.6281 mg/L	
2	Ni 231.604	-85.1	15.9	0.0003 mg/L	
2	Pb 220.353	-162.9	-3.1	-0.0002 mg/L	
2	Sb 206.833	13.1	14.5	0.0036 mg/L	
2	Se 196.026	53.4	-7.1	-0.0023 mg/L	
2	Tl 190.800	202.2	10.5	0.0030 mg/L	
2	V 292.402	128.1	62.6	0.0005 mg/L	
2	Zn 213.856	-546.8	96.4	0.0009 mg/L	
3	Ag 328.068	-94.3	-72.6	-0.0004 mg/L	
3	Al 308.215	4588.6	-51.5	-0.0016 mg/L	
3	As 188.979	126.2	3.3	0.0012 mg/L	
3	Ba 233.527	818.9	783.4	0.0019 mg/L	
3	Be 313.107	140.2	743.6	0.0003 mg/L	
3	Ca 227.547	639.9	-15.6	-0.0630 mg/L	
3	Cd 228.802	212.6	6.5	0.0000 mg/L	
3	Co 228.616	-249.8	70.3	0.0007 mg/L	
3	Cr 267.716	-319.8	-7.8	-0.0001 mg/L	
3	Cu 324.754	3860.4	977.2	0.0033 mg/L	
3	Fe 273.955	2155.8	-2859.1	-0.0655 mg/L	
3	K 766.491	-2994.8	-532.2	0.1157 mg/L	
3	Mg 279.079	1556.5	22.4	0.0005 mg/L	
3	Mn 257.610	2412.3	321.1	0.0002 mg/L	
3	Mo 202.030	-39.3	24.2	0.0013 mg/L	
3	Na 330.237	7003.7	153.3	0.6834 mg/L	

3 Ni 231.604	-78.0	23.0	0.0005 mg/L
3 Pb 220.353	-181.4	-21.7	-0.0014 mg/L
3 Sb 206.833	3.1	4.4	0.0011 mg/L
3 Se 196.026	62.3	1.8	0.0006 mg/L
3 Tl 190.800	196.0	4.4	0.0012 mg/L
3 V 292.402	184.7	119.1	0.0010 mg/L
3 Zn 213.856	-581.5	61.7	0.0006 mg/L

Mean Data

D: CCB	Seq. No.: 6	Sample No.: 6	A/S Pos: 1
Sample Qty: 1.0000 g	Prep. Vol.: 1.0 L	Dilution: 1.0:	1.0
	Data: Original	Date: 4/23/03	6:21:52 PM

Element	Mean Corr. Intensity	Mean Conc.	Std.Dev.	Calib Units	Mean Conc.	Std.Dev.	Sample Units	RSD
g 328.068	-94.0	-0.0005	0.00038	mg/L				77.93%
l 308.215	-132.6	-0.0042	0.00301	mg/L				71.03%
s 188.979	3.1	0.0011	0.00062	mg/L				54.86%
a 233.527	1008.5	0.0024	0.00059	mg/L				24.38%
e 313.107	962.4	0.0004	0.00009	mg/L				24.84%
a 227.547	-12.3	-0.0499	0.01165	mg/L				23.36%
d 228.802	26.9	0.0002	0.00014	mg/L				66.82%
o 228.616	75.4	0.0007	0.00011	mg/L				15.69%
r 267.716	-0.9	0.0000	0.00008	mg/L				765.35%
u 324.754	1142.5	0.0039	0.00052	mg/L				13.55%
e 273.955	-2605.7	-0.0597	0.00644	mg/L				10.79%
766.491	-190.3	0.1317	0.01673	mg/L				12.71%
g 279.079	-32.0	-0.0008	0.00172	mg/L				223.21%
n 257.610	691.2	0.0005	0.00033	mg/L				65.52%
o 202.030	29.1	0.0016	0.00024	mg/L				14.97%
a 330.237	173.2	0.7144	0.10521	mg/L				14.73%
i 231.604	23.6	0.0005	0.00016	mg/L				34.04%
b 220.353	-7.5	-0.0005	0.00079	mg/L				168.13%
b 206.833	12.8	0.0031	0.00189	mg/L				60.02%
e 196.026	4.0	0.0013	0.00406	mg/L				310.47%
l 190.800	9.3	0.0026	0.00124	mg/L				47.45%
292.402	90.2	0.0007	0.00023	mg/L				31.39%
n 213.856	93.7	0.0009	0.00029	mg/L				32.77%

Replicate Data

D: 2822-4 F=200	Date: 4/23/03	6:25:23 PM
-----------------	---------------	------------

Element	Net Intensity	Corrected Intensity	Calib Conc. Units	Sample Conc. Units
1 Ag 328.068	-306.6	-284.9	-0.0015 mg/L	-0.2932 ppm
1 Al 308.215	955936.1	951296.1	30.39 mg/L	6078 ppm
1 As 188.979	166.3	43.3	0.0259 mg/L	5.181 ppm
1 Ba 233.527	319810.8	319775.3	0.7687 mg/L	153.7 ppm
1 Be 313.107	2645.0	3248.4	0.0012 mg/L	0.2381 ppm
1 Ca 227.547	91477.8	90822.3	367.5 mg/L	73490 ppm
1 Cd 228.802	306.6	100.5	0.0008 mg/L	0.1527 ppm
1 Co 228.616	1247.7	1567.8	0.0149 mg/L	2.985 ppm
1 Cr 267.716	3924.0	4235.9	0.0489 mg/L	9.771 ppm
1 Cu 324.754	11142.3	8259.1	0.0279 mg/L	5.586 ppm
1 Fe 273.955	1719269.7	1714254.8	39.25 mg/L	7851 ppm
1 K 766.491	165541.1	168003.7	7.654 mg/L	1531 ppm
1 Mg 279.079	868625.6	867091.5	20.81 mg/L	4162 ppm
1 Mn 257.610	645095.7	643004.5	0.4724 mg/L	94.48 ppm
1 Mo 202.030	55.9	119.3	0.0066 mg/L	1.310 ppm
1 Na 330.237	7854.4	1004.0	2.010 mg/L	401.9 ppm
1 Ni 231.604	1420.6	1521.6	0.0300 mg/L	6.002 ppm
1 Pb 220.353	90.3	250.0	0.0197 mg/L	3.942 ppm
1 Sb 206.833	27.4	28.7	0.0071 mg/L	1.411 ppm
1 Se 196.026	28.0	-32.6	-0.0009 mg/L	-0.1883 ppm
1 Tl 190.800	232.4	40.8	0.0036 mg/L	0.7251 ppm
1 V 292.402	11261.3	11195.7	0.0912 mg/L	18.23 ppm
1 Zn 213.856	10114.3	10757.5	0.1003 mg/L	20.06 ppm
2 Ag 328.068	-225.8	-204.1	-0.0011 mg/L	-0.2101 ppm
2 Al 308.215	979916.0	975275.9	31.15 mg/L	6231 ppm
2 As 188.979	174.5	51.5	0.0294 mg/L	5.886 ppm



l 190.800	39.6	0.0033	0.00041 mg/L	0.6621	0.08276 ppm	12.50%
292.402	11476.5	0.0934	0.00236 mg/L	18.69	0.473 ppm	2.53%
n 213.856	10810.0	0.1008	0.00049 mg/L	20.15	0.099 ppm	0.49%

uplicate Data

D: 2822-3 F=200

Date: 4/23/03

6:28:59 PM

epl#	Element	Net Intensity	Corrected Intensity	Conc. Units	Calib Units	Sample Conc. Units
1	Ag 328.068	-184.5	-162.8	-0.0008 mg/L		-0.1676 ppm
1	Al 308.215	903064.7	898424.6	28.70 mg/L		5740 ppm
1	As 188.979	216.3	93.3	0.0385 mg/L		7.701 ppm
1	Ba 233.527	247443.5	247408.0	0.5948 mg/L		119.0 ppm
1	Be 313.107	1765.5	2368.9	0.0009 mg/L		0.1736 ppm
1	Ca 227.547	46516.6	45861.1	185.6 mg/L		37110 ppm
1	Cd 228.802	236.1	30.1	0.0002 mg/L		0.0457 ppm
1	Co 228.616	1082.3	1402.4	0.0134 mg/L		2.670 ppm
1	Cr 267.716	3778.9	4090.8	0.0472 mg/L		9.437 ppm
1	Cu 324.754	9887.8	7004.5	0.0237 mg/L		4.738 ppm
1	Fe 273.955	1699455.6	1694440.6	38.80 mg/L		7760 ppm
1	K 766.491	140881.9	143344.5	6.591 mg/L		1318 ppm
1	Mg 279.079	512766.7	511232.6	12.27 mg/L		2454 ppm
1	Mn 257.610	829534.6	827443.3	0.6079 mg/L		121.6 ppm
1	Mo 202.030	64.2	127.7	0.0070 mg/L		1.402 ppm
1	Na 330.237	7620.1	769.8	1.645 mg/L		328.9 ppm
1	Ni 231.604	973.3	1074.3	0.0212 mg/L		4.238 ppm
1	Pb 220.353	39.3	199.1	0.0153 mg/L		3.066 ppm
1	Sb 206.833	5.3	6.6	0.0016 mg/L		0.3256 ppm
1	Se 196.026	36.1	-24.5	0.0016 mg/L		0.3185 ppm
1	Tl 190.800	223.0	31.3	-0.0001 mg/L		-0.0210 ppm
1	V 292.402	13352.9	13287.4	0.1082 mg/L		21.64 ppm
1	Zn 213.856	8835.5	9478.7	0.0884 mg/L		17.67 ppm
2	Ag 328.068	-200.7	-179.0	-0.0009 mg/L		-0.1842 ppm
2	Al 308.215	900801.2	896161.2	28.63 mg/L		5725 ppm
2	As 188.979	213.2	90.3	0.0375 mg/L		7.491 ppm
2	Ba 233.527	247679.4	247643.9	0.5953 mg/L		119.1 ppm
2	Be 313.107	1555.7	2159.1	0.0008 mg/L		0.1583 ppm
2	Ca 227.547	47072.3	46416.8	187.8 mg/L		37560 ppm
2	Cd 228.802	243.8	37.7	0.0003 mg/L		0.0574 ppm
2	Co 228.616	1016.0	1336.1	0.0127 mg/L		2.544 ppm
2	Cr 267.716	3763.4	4075.4	0.0470 mg/L		9.401 ppm
2	Cu 324.754	9954.6	7071.3	0.0239 mg/L		4.783 ppm
2	Fe 273.955	1686778.3	1681763.4	38.51 mg/L		7702 ppm
2	K 766.491	141885.9	144348.5	6.635 mg/L		1327 ppm
2	Mg 279.079	509163.7	507629.6	12.18 mg/L		2436 ppm
2	Mn 257.610	821403.8	819312.6	0.6019 mg/L		120.4 ppm
2	Mo 202.030	71.9	135.4	0.0074 mg/L		1.487 ppm
2	Na 330.237	7396.8	546.4	1.296 mg/L		259.3 ppm
2	Ni 231.604	988.7	1089.7	0.0215 mg/L		4.298 ppm
2	Pb 220.353	31.6	191.3	0.0148 mg/L		2.968 ppm
2	Sb 206.833	4.3	5.7	0.0014 mg/L		0.2775 ppm
2	Se 196.026	39.0	-21.5	0.0025 mg/L		0.4970 ppm
2	Tl 190.800	233.5	41.9	0.0029 mg/L		0.5864 ppm
2	V 292.402	13482.8	13417.3	0.1092 mg/L		21.85 ppm
2	Zn 213.856	8804.8	9448.0	0.0881 mg/L		17.61 ppm
3	Ag 328.068	-304.9	-283.2	-0.0015 mg/L		-0.2915 ppm
3	Al 308.215	903140.6	898500.5	28.70 mg/L		5740 ppm
3	As 188.979	215.4	92.5	0.0381 mg/L		7.619 ppm
3	Ba 233.527	243034.6	242999.1	0.5842 mg/L		116.8 ppm
3	Be 313.107	1433.9	2037.4	0.0007 mg/L		0.1493 ppm
3	Ca 227.547	45933.2	45277.7	183.2 mg/L		36640 ppm
3	Cd 228.802	241.4	35.3	0.0003 mg/L		0.0537 ppm
3	Co 228.616	1003.4	1323.5	0.0126 mg/L		2.520 ppm
3	Cr 267.716	3683.2	3995.2	0.0461 mg/L		9.216 ppm
3	Cu 324.754	9548.1	6664.8	0.0225 mg/L		4.508 ppm
3	Fe 273.955	1689443.8	1684428.9	38.57 mg/L		7714 ppm
3	K 766.491	143124.2	145586.8	6.688 mg/L		1338 ppm
3	Mg 279.079	510428.5	508894.4	12.21 mg/L		2442 ppm
3	Mn 257.610	822840.1	820748.8	0.6030 mg/L		120.6 ppm

3 Mo 202.030	59.9	123.4	0.0068 mg/L	1.355 ppm
3 Na 330.237	7555.7	705.3	1.544 mg/L	308.8 ppm
3 Ni 231.604	944.7	1045.7	0.0206 mg/L	4.125 ppm
3 Pb 220.353	39.2	199.0	0.0153 mg/L	3.065 ppm
3 Sb 206.833	-5.5	-4.2	-0.0010 mg/L	-0.2065 ppm
3 Se 196.026	37.7	-22.8	0.0021 mg/L	0.4154 ppm
3 Tl 190.800	225.5	33.9	0.0006 mg/L	0.1260 ppm
3 V 292.402	13162.1	13096.6	0.1066 mg/L	21.33 ppm
3 Zn 213.856	8831.2	9474.3	0.0883 mg/L	17.66 ppm

ean Data

D: 2822-3 F=200      Seq. No.: 8      Sample No.: 58      A/S Pos: 67  
 ample Qty: 1.0000 mL      Prep. Vol.: 1.0 mL      Dilution: 1.0: 200.0  
 Data: Original      Date: 4/23/03      6:28:59 PM

Element	Mean Intensity	Mean Conc.	Std.Dev.	Calib Units	Mean Conc.	Std.Dev.	Sample Units	RSD
g 328.068	-208.3	-0.0011	0.00034	mg/L	-0.2144	0.06724	ppm	31.36%
l 308.215	897695.4	28.68	0.042	mg/L	5735	8.5	ppm	0.15%
s 188.979	92.0	0.0380	0.00053	mg/L	7.604	0.1057	ppm	1.39%
a 233.527	246017.0	0.5914	0.00629	mg/L	118.3	0.1229	ppm	1.06%
e 313.107	2188.5	0.0008	0.00006	mg/L	0.1604	0.01226	ppm	7.66%
a 227.547	45851.9	185.5	2.30	mg/L	37100	460.9	ppm	1.24%
d 228.802	34.4	0.0003	0.00003	mg/L	0.0522	0.00596	ppm	11.40%
o 228.616	1354.0	0.0129	0.00040	mg/L	2.578	0.0807	ppm	3.13%
r 267.716	4053.8	0.0468	0.00059	mg/L	9.351	0.1184	ppm	1.27%
i 324.754	6913.5	0.0234	0.00074	mg/L	4.676	0.1474	ppm	3.15%
e 273.955	1686877.6	38.63	0.153	mg/L	7725	30.6	ppm	0.40%
766.491	144426.6	6.638	0.0487	mg/L	1328	9.7	ppm	0.73%
y 279.079	509252.2	12.22	0.044	mg/L	2444	8.8	ppm	0.36%
i 257.610	822501.6	0.6043	0.00319	mg/L	120.9	0.64	ppm	0.53%
o 202.030	128.8	0.0071	0.00033	mg/L	1.415	0.0668	ppm	4.72%
a 330.237	673.8	1.495	0.1792	mg/L	299.0	35.84	ppm	11.99%
i 231.604	1069.9	0.0211	0.00044	mg/L	4.220	0.0880	ppm	2.09%
o 220.353	196.5	0.0152	0.00028	mg/L	3.033	0.0564	ppm	1.86%
o 206.833	2.7	0.0007	0.00147	mg/L	0.1322	0.29431	ppm	222.59%
e 196.026	-23.0	0.0021	0.00045	mg/L	0.4103	0.08935	ppm	21.78%
l 190.800	35.7	0.0012	0.00158	mg/L	0.2305	0.31691	ppm	137.51%
292.402	13267.1	0.1080	0.00131	mg/L	21.60	0.263	ppm	1.22%
i 213.856	9467.0	0.0882	0.00015	mg/L	17.65	0.031	ppm	0.18%

uplicate Data

D: 2822-5 F=200      Date: 4/23/03      6:32:31 PM

Element	Net Intensity	Corrected Intensity	Calib Conc.	Units	Sample Conc.	Units
1 Ag 328.068	-240.1	-218.4	-0.0011	mg/L	-0.2248	ppm
1 Al 308.215	813119.5	808479.5	25.83	mg/L	5165	ppm
1 As 188.979	205.5	82.5	0.0358	mg/L	7.169	ppm
1 Ba 233.527	230834.9	230799.4	0.5548	mg/L	111.0	ppm
1 Be 313.107	2255.4	2858.9	0.0010	mg/L	0.2095	ppm
1 Ca 227.547	54304.4	53648.9	217.1	mg/L	43410	ppm
1 Cd 228.802	253.9	47.9	0.0004	mg/L	0.0728	ppm
1 Co 228.616	1055.3	1375.4	0.0131	mg/L	2.619	ppm
1 Cr 267.716	3446.7	3758.7	0.0434	mg/L	8.670	ppm
1 Cu 324.754	10007.2	7123.9	0.0241	mg/L	4.819	ppm
1 Fe 273.955	1725175.9	1720160.9	39.39	mg/L	7878	ppm
1 K 766.491	138991.1	141453.7	6.509	mg/L	1302	ppm
1 Mg 279.079	664489.4	662955.3	15.91	mg/L	3182	ppm
1 Mn 257.610	566704.9	564613.6	0.4148	mg/L	82.96	ppm
1 Mo 202.030	92.1	155.6	0.0085	mg/L	1.708	ppm
1 Na 330.237	7542.5	692.1	1.523	mg/L	304.7	ppm
1 Ni 231.604	1162.2	1263.2	0.0249	mg/L	4.983	ppm
1 Pb 220.353	53.6	213.3	0.0159	mg/L	3.188	ppm
1 Sb 206.833	10.3	11.7	0.0029	mg/L	0.5736	ppm
1 Se 196.026	40.0	-20.5	0.0030	mg/L	0.6076	ppm
1 Tl 190.800	229.9	38.3	0.0023	mg/L	0.4588	ppm
1 V 292.402	11933.4	11867.8	0.0966	mg/L	19.32	ppm
1 Zn 213.856	9451.9	10095.1	0.0941	mg/L	18.82	ppm
2 Ag 328.068	-129.9	-108.3	-0.0006	mg/L	-0.1114	ppm



b 206.833	10.4	0.0026	0.00028 mg/L	0.5114	0.05598 ppm	10.95%
e 196.026	-22.8	0.0023	0.00353 mg/L	0.4601	0.70631 ppm	153.51%
l 190.800	34.6	0.0013	0.00111 mg/L	0.2501	0.22121 ppm	88.43%
292.402	12053.8	0.0981	0.00153 mg/L	19.63	0.305 ppm	1.56%
n 213.856	30112.4	0.0943	0.00030 mg/L	18.85	0.060 ppm	0.32%

Calibration Summary

Method: 23ME ICP-M

Date: 4/23/03

6:35:32 PM

Element	Stds	Equation	Intercept	Slope	Curvature	Corr. Coeff.
g 328.068	3	Linear-thru-Zero	0.0	194320.9	0.00000	0.999948
l 308.215	3	Linear-thru-Zero	0.0	31304.4	0.00000	0.999856
s 188.979	3	Linear-thru-Zero	0.0	2753.9	0.00000	0.999392
a 233.527	3	Linear-thru-Zero	0.0	415980.2	0.00000	0.999113
e 313.107	3	Linear-thru-Zero	0.0	2728767.8	0.00000	0.999608
a 227.547	3	Linear-thru-Zero	0.0	247.2	0.00000	0.999669
d 228.802	3	Linear-thru-Zero	0.0	131601.9	0.00000	0.999604
o 228.616	3	Linear-thru-Zero	0.0	105036.4	0.00000	0.999377
r 267.716	3	Linear-thru-Zero	0.0	86700.8	0.00000	0.999708
u 324.754	3	Linear-thru-Zero	0.0	295686.3	0.00000	0.999464
e 273.955	3	Linear-thru-Zero	0.0	43671.1	0.00000	0.999142
766.491	3	Non-Linear	-3003.1	21346.4	130.14970	0.998767
g 279.079	3	Linear-thru-Zero	0.0	41670.5	0.00000	0.999125
n 257.610	3	Linear-thru-Zero	0.0	1361150.2	0.00000	0.999239
o 202.030	3	Linear-thru-Zero	0.0	18214.2	0.00000	0.999609
a 330.237	3	Non-Linear	-284.8	640.8	0.22933	0.999753
i 231.604	3	Linear-thru-Zero	0.0	50701.2	0.00000	0.999095
b 220.353	3	Linear-thru-Zero	0.0	15954.0	0.00000	0.999647
b 206.833	3	Linear-thru-Zero	0.0	4072.8	0.00000	0.999596
e 196.026	3	Linear-thru-Zero	0.0	3057.3	0.00000	0.999181
l 190.800	3	Linear-thru-Zero	0.0	3558.3	0.00000	0.999070
292.402	3	Linear-thru-Zero	0.0	122824.6	0.00000	0.999559
n 213.856	3	Linear-thru-Zero	0.0	107279.8	0.00000	0.999655

Replicate Data

D: 2822-6 F=200

Date: 4/23/03

6:36:55 PM

Sample#	Element	Net Intensity	Corrected Intensity	Calib Conc.	Units	Sample Conc.	Units
1	Ag 328.068	-83.6	-61.9	-0.0003	mg/L	-0.0637	ppm
1	Al 308.215	1431192.4	1426552.3	45.57	mg/L	9114	ppm
1	As 188.979	174.0	51.0	0.0235	mg/L	4.705	ppm
1	Ba 233.527	227522.9	227487.3	0.5469	mg/L	109.4	ppm
1	Be 313.107	4083.7	4687.2	0.0017	mg/L	0.3435	ppm
1	Ca 227.547	57260.3	56604.8	229.0	mg/L	45800	ppm
1	Cd 228.802	280.6	74.5	0.0006	mg/L	0.1133	ppm
1	Co 228.616	2272.8	2592.9	0.0247	mg/L	4.937	ppm
1	Cr 267.716	5090.1	5402.1	0.0623	mg/L	12.46	ppm
1	Cu 324.754	11915.2	9031.9	0.0305	mg/L	6.109	ppm
1	Fe 273.955	2367810.0	2362795.0	54.10	mg/L	10820	ppm
1	K 766.491	240320.5	242783.0	10.80	mg/L	2161	ppm
1	Mg 279.079	939399.0	937864.9	22.51	mg/L	4501	ppm
1	Mn 257.610	964574.0	962482.8	0.7071	mg/L	141.4	ppm
1	Mo 202.030	1.1	64.6	0.0035	mg/L	0.7088	ppm
1	Na 330.237	7429.3	578.9	1.347	mg/L	269.4	ppm
1	Ni 231.604	1963.6	2064.6	0.0407	mg/L	8.144	ppm
1	Pb 220.353	137.6	297.3	0.0232	mg/L	4.633	ppm
1	Sb 206.833	12.8	14.1	0.0035	mg/L	0.6926	ppm
1	Se 196.026	37.8	-22.7	0.0049	mg/L	0.9825	ppm
1	Tl 190.800	242.9	51.3	0.0012	mg/L	0.2328	ppm
1	V 292.402	13378.9	13313.4	0.1084	mg/L	21.68	ppm
1	Zn 213.856	13757.7	14400.9	0.1296	mg/L	25.92	ppm
2	Ag 328.068	-196.5	-174.8	-0.0009	mg/L	-0.1799	ppm
2	Al 308.215	1410297.9	1405657.8	44.90	mg/L	8981	ppm
2	As 188.979	173.4	50.5	0.0239	mg/L	4.776	ppm
2	Ba 233.527	242364.1	242328.6	0.5825	mg/L	116.5	ppm
2	Be 313.107	3996.2	4599.6	0.0017	mg/L	0.3371	ppm
2	Ca 227.547	61449.3	60793.8	246.0	mg/L	49190	ppm

2 Cd 228.802	270.3	64.3	0.0005 mg/L	0.0977 ppm
2 Co 228.616	2263.8	2583.9	0.0246 mg/L	4.920 ppm
2 Cr 267.716	5045.2	5357.2	0.0618 mg/L	12.36 ppm
2 Cu 324.754	12415.9	9532.7	0.0322 mg/L	6.448 ppm
2 Fe 273.955	2328858.3	2323843.4	53.21 mg/L	10640 ppm
2 K 766.491	236807.0	239269.5	10.66 mg/L	2131 ppm
2 Mg 279.079	924583.3	923049.2	22.15 mg/L	4430 ppm
2 Mn 257.610	946098.2	944007.0	0.6935 mg/L	138.7 ppm
2 Mo 202.030	5.2	68.7	0.0038 mg/L	0.7544 ppm
2 Na 330.237	7317.6	467.3	1.173 mg/L	234.6 ppm
2 Ni 231.604	1946.1	2047.1	0.0404 mg/L	8.075 ppm
2 Pb 220.353	117.3	277.0	0.0218 mg/L	4.366 ppm
2 Sb 206.833	2.5	3.8	0.0009 mg/L	0.1861 ppm
2 Se 196.026	33.4	-27.1	0.0033 mg/L	0.6544 ppm
2 Tl 190.800	248.0	56.3	0.0029 mg/L	0.5885 ppm
2 V 292.402	14199.6	14134.1	0.1151 mg/L	23.02 ppm
2 Zn 213.856	13739.3	14382.5	0.1295 mg/L	25.90 ppm

3 Ag 328.068	-437.3	-415.6	-0.0021 mg/L	-0.4278 ppm
3 Al 308.215	1388075.7	1383435.6	44.19 mg/L	8839 ppm
3 As 188.979	173.7	50.8	0.0238 mg/L	4.757 ppm
3 Ba 233.527	236069.2	236033.7	0.5674 mg/L	113.5 ppm
3 Be 313.107	4010.0	4613.5	0.0017 mg/L	0.3381 ppm
3 Ca 227.547	59537.5	58882.0	238.2 mg/L	47650 ppm
3 Cd 228.802	257.2	51.1	0.0004 mg/L	0.0776 ppm
3 Co 228.616	2270.3	2590.4	0.0247 mg/L	4.932 ppm
3 Cr 267.716	5041.8	5353.8	0.0618 mg/L	12.35 ppm
3 Cu 324.754	12198.1	9314.8	0.0315 mg/L	6.300 ppm
3 Fe 273.955	2289589.6	2284574.7	52.31 mg/L	10460 ppm
3 K 766.491	232349.6	234812.2	10.47 mg/L	2094 ppm
3 Mg 279.079	910412.1	908878.0	21.81 mg/L	4362 ppm
3 Mn 257.610	930553.1	928461.9	0.6821 mg/L	136.4 ppm
3 Mo 202.030	-8.6	54.9	0.0030 mg/L	0.6027 ppm
3 Na 330.237	7464.7	614.3	1.402 mg/L	280.5 ppm
3 Ni 231.604	1943.0	2044.0	0.0403 mg/L	8.063 ppm
3 Pb 220.353	110.6	270.3	0.0213 mg/L	4.268 ppm
3 Sb 206.833	17.6	18.9	0.0046 mg/L	0.9277 ppm
3 Se 196.026	12.1	-48.5	-0.0039 mg/L	-0.7829 ppm
3 Tl 190.800	246.1	54.5	0.0026 mg/L	0.5219 ppm
3 V 292.402	13901.4	13835.8	0.1126 mg/L	22.53 ppm
3 Zn 213.856	13850.3	14493.5	0.1306 mg/L	26.13 ppm

Scan Data

Sample No.: 2822-6 F=200

Sample Qty: 1.0000 mL

Seq. No.: 10

Prep. Vol.: Data: Original

Sample No.: 60

1.0 mL

A/S Pos: 69

Dilution: 1.0: 200.0

Date: 4/23/03 6:36:55 PM

Element	Mean Corr. Intensity	Mean Conc.	Std.Dev.	Calib Units	Mean Conc.	Std.Dev.	Sample Units	RSD
Ag 328.068	-217.5	-0.0011	0.00093	mg/L	-0.2238	0.18596	ppm	83.09%
Al 308.215	1405215.3	44.89	0.689	mg/L	8978	137.8	ppm	1.53%
As 188.979	50.8	0.0237	0.00018	mg/L	4.746	0.0367	ppm	0.77%
Ba 233.527	235283.2	0.5656	0.01791	mg/L	113.1	3.58	ppm	3.17%
Be 313.107	4633.4	0.0017	0.00002	mg/L	0.3396	0.00345	ppm	1.02%
Ca 227.547	58760.2	237.7	8.49	mg/L	47550	1697.0	ppm	3.57%
Cd 228.802	63.3	0.0005	0.00009	mg/L	0.0962	0.01786	ppm	18.56%
Co 228.616	2589.1	0.0246	0.00004	mg/L	4.930	0.0089	ppm	0.18%
Cr 267.716	5371.0	0.0619	0.00031	mg/L	12.39	0.062	ppm	0.50%
Cu 324.754	9293.1	0.0314	0.00085	mg/L	6.286	0.1698	ppm	2.70%
Fe 273.955	2323737.7	53.21	0.896	mg/L	10640	179.1	ppm	1.68%
K 766.491	238954.9	10.64	0.166	mg/L	2129	33.1	ppm	1.56%
Mg 279.079	923264.0	22.16	0.348	mg/L	4431	69.6	ppm	1.57%
Mn 257.610	944983.9	0.6943	0.01251	mg/L	138.9	2.50	ppm	1.80%
Mo 202.030	62.7	0.0034	0.00039	mg/L	0.6886	0.07783	ppm	11.30%
Na 330.237	553.5	1.307	0.1197	mg/L	261.5	23.93	ppm	9.15%
Ni 231.604	2051.9	0.0405	0.00022	mg/L	8.094	0.0439	ppm	0.54%
Pb 220.353	281.6	0.0221	0.00095	mg/L	4.422	0.1894	ppm	4.28%
Sb 206.833	12.3	0.0030	0.00189	mg/L	0.6021	0.37897	ppm	62.94%
Se 196.026	-32.8	0.0014	0.00470	mg/L	0.2847	0.93900	ppm	329.87%
Tl 190.800	54.0	0.0022	0.00095	mg/L	0.4478	0.18914	ppm	42.24%
V 292.402	13761.1	0.1120	0.00338	mg/L	22.41	0.676	ppm	3.02%
Zn 213.856	14425.6	0.1299	0.00062	mg/L	25.98	0.123	ppm	0.47%



eplicate Data  
D: 2822-7 F=200

Date: 4/23/03 6:40:28 PM

epl#	Element	Net Intensity	Corrected Intensity	Calib Conc. Units	Sample Conc. Units
1	Ag 328.068	-54.7	-33.0	-0.0002 mg/L	-0.0340 ppm
1	Al 308.215	1063463.1	1058823.1	33.82 mg/L	6765 ppm
1	As 188.979	171.5	48.5	0.0252 mg/L	5.038 ppm
1	Ba 233.527	232154.2	232118.7	0.5580 mg/L	111.6 ppm
1	Be 313.107	2030.8	2634.2	0.0010 mg/L	0.1931 ppm
1	Ca 227.547	72392.0	71736.5	290.2 mg/L	58050 ppm
1	Cd 228.802	245.5	39.4	0.0003 mg/L	0.0599 ppm
1	Co 228.616	1791.4	2111.5	0.0201 mg/L	4.021 ppm
1	Cr 267.716	4986.5	5298.5	0.0611 mg/L	12.22 ppm
1	Cu 324.754	10765.0	7881.7	0.0267 mg/L	5.331 ppm
1	Fe 273.955	1876249.5	1871234.6	42.85 mg/L	8570 ppm
1	K 766.491	165403.7	167866.3	7.648 mg/L	1530 ppm
1	Mg 279.079	776161.2	774627.1	18.59 mg/L	3718 ppm
1	Mn 257.610	885267.3	883176.0	0.6488 mg/L	129.8 ppm
1	Mo 202.030	-3.1	60.4	0.0033 mg/L	0.6635 ppm
1	Na 330.237	6847.5	-2.9	0.4398 mg/L	87.96 ppm
1	Ni 231.604	1491.7	1592.7	0.0314 mg/L	6.283 ppm
1	Pb 220.353	87.0	246.8	0.0188 mg/L	3.766 ppm
1	Sb 206.833	-2.3	-1.0	-0.0002 mg/L	-0.0497 ppm
1	Se 196.026	39.7	-20.9	0.0038 mg/L	0.7553 ppm
1	Tl 190.800	225.7	34.1	0.0001 mg/L	0.0274 ppm
1	V 292.402	13967.1	13901.5	0.1132 mg/L	22.64 ppm
1	Zn 213.856	10057.7	10700.9	0.0997 mg/L	19.95 ppm
2	Ag 328.068	-150.0	-128.3	-0.0007 mg/L	-0.1320 ppm
2	Al 308.215	1062355.6	1057715.6	33.79 mg/L	6758 ppm
2	As 188.979	175.1	52.2	0.0264 mg/L	5.279 ppm
2	Ba 233.527	228715.5	228680.0	0.5497 mg/L	109.9 ppm
2	Be 313.107	1919.0	2522.4	0.0009 mg/L	0.1849 ppm
2	Ca 227.547	71483.2	70827.7	286.6 mg/L	57310 ppm
2	Cd 228.802	238.4	32.3	0.0002 mg/L	0.0492 ppm
2	Co 228.616	1820.2	2140.2	0.0204 mg/L	4.075 ppm
2	Cr 267.716	4952.0	5264.0	0.0607 mg/L	12.14 ppm
2	Cu 324.754	10811.1	7927.8	0.0268 mg/L	5.362 ppm
2	Fe 273.955	1865460.6	1860445.7	42.60 mg/L	8520 ppm
2	K 766.491	166908.9	169371.5	7.712 mg/L	1542 ppm
2	Mg 279.079	775351.1	773817.0	18.57 mg/L	3714 ppm
2	Mn 257.610	882242.1	880150.8	0.6466 mg/L	129.3 ppm
2	Mo 202.030	-16.8	46.7	0.0026 mg/L	0.5130 ppm
2	Na 330.237	7123.6	273.2	0.8704 mg/L	174.1 ppm
2	Ni 231.604	1462.9	1563.9	0.0308 mg/L	6.169 ppm
2	Pb 220.353	78.0	237.7	0.0183 mg/L	3.652 ppm
2	Sb 206.833	9.8	11.2	0.0027 mg/L	0.5476 ppm
2	Se 196.026	27.3	-33.2	-0.0003 mg/L	-0.0652 ppm
2	Tl 190.800	225.8	34.2	0.0002 mg/L	0.0353 ppm
2	V 292.402	13875.8	13810.3	0.1124 mg/L	22.49 ppm
2	Zn 213.856	10004.7	10647.9	0.0993 mg/L	19.85 ppm
3	Ag 328.068	-185.1	-163.4	-0.0008 mg/L	-0.1682 ppm
3	Al 308.215	1091056.0	1086415.9	34.70 mg/L	6941 ppm
3	As 188.979	176.5	53.6	0.0268 mg/L	5.360 ppm
3	Ba 233.527	227166.2	227130.7	0.5460 mg/L	109.2 ppm
3	Be 313.107	1907.1	2510.6	0.0009 mg/L	0.1840 ppm
3	Ca 227.547	71013.7	70358.2	284.7 mg/L	56930 ppm
3	Cd 228.802	229.1	23.0	0.0002 mg/L	0.0350 ppm
3	Co 228.616	1798.2	2118.3	0.0202 mg/L	4.034 ppm
3	Cr 267.716	4922.9	5234.9	0.0604 mg/L	12.08 ppm
3	Cu 324.754	10497.2	7613.9	0.0258 mg/L	5.150 ppm
3	Fe 273.955	1907977.0	1902962.1	43.57 mg/L	8715 ppm
3	K 766.491	171610.4	174073.0	7.914 mg/L	1583 ppm
3	Mg 279.079	792788.6	791254.5	18.99 mg/L	3798 ppm
3	Mn 257.610	899808.6	897717.3	0.6595 mg/L	131.9 ppm
3	Mo 202.030	6.1	69.6	0.0038 mg/L	0.7637 ppm
3	Na 330.237	6844.5	-5.9	0.4351 mg/L	87.01 ppm
3	Ni 231.604	1447.0	1548.0	0.0305 mg/L	6.106 ppm

3 Pb 220.353	68.0	227.8	0.0177 mg/L	3.545 ppm
3 Sb 206.833	2.0	3.4	0.0008 mg/L	0.1651 ppm
3 Se 196.026	31.9	-28.7	0.0014 mg/L	0.2791 ppm
3 Tl 190.800	227.4	35.8	0.0003 mg/L	0.0685 ppm
3 V 292.402	13705.5	13639.9	0.1111 mg/L	22.21 ppm
3 Zn 213.856	10048.4	10691.6	0.0997 mg/L	19.93 ppm

Mean Data

D: 2822-7 F=200      Seq. No.: 11      Sample No.: 61      A/S Pos: 70  
 Sample Qty: 1.0000 mL      Prep. Vol.: 1.0 mL      Dilution:      1.0: 200.0  
 Data: Original      Date: 4/23/03      6:40:28 PM

Element	Mean Corr. Intensity	Mean Conc.	Std.Dev.	Calib Units	Mean Conc.	Std.Dev.	Sample Units	RSD
g 328.068	-108.2	-0.0006	0.00035	mg/L	-0.1114	0.06941	ppm	62.31%
l 308.215	1067651.5	34.11	0.519	mg/L	6821	103.9	ppm	1.52%
s 188.979	51.4	0.0261	0.00084	mg/L	5.225	0.1677	ppm	3.21%
a 233.527	229309.8	0.5513	0.00614	mg/L	110.3	1.23	ppm	1.11%
e 313.107	2555.7	0.0009	0.00002	mg/L	0.1873	0.00500	ppm	2.67%
a 227.547	70974.2	287.2	2.84	mg/L	57430	567.0	ppm	0.99%
d 228.802	31.6	0.0002	0.00006	mg/L	0.0480	0.01245	ppm	25.93%
o 228.616	2123.4	0.0202	0.00014	mg/L	4.043	0.0286	ppm	0.71%
r 267.716	5265.8	0.0607	0.00037	mg/L	12.15	0.073	ppm	0.60%
u 324.754	7807.8	0.0264	0.00057	mg/L	5.281	0.1146	ppm	2.17%
e 273.955	1878214.1	43.01	0.506	mg/L	8602	101.2	ppm	1.18%
766.491	170436.9	7.758	0.1385	mg/L	1552	27.7	ppm	1.79%
g 279.079	779899.5	18.72	0.236	mg/L	3743	47.2	ppm	1.26%
n 257.610	887014.7	0.6517	0.00690	mg/L	130.3	1.38	ppm	1.06%
c 202.030	58.9	0.0032	0.00063	mg/L	0.6467	0.12621	ppm	19.51%
a 330.237	88.2	0.5818	0.25001	mg/L	116.4	50.00	ppm	42.97%
i 231.604	1568.2	0.0309	0.00045	mg/L	6.186	0.0893	ppm	1.44%
b 220.353	237.4	0.0183	0.00055	mg/L	3.654	0.1104	ppm	3.02%
b 206.833	4.5	0.0011	0.00151	mg/L	0.2210	0.30254	ppm	136.92%
e 196.026	-27.6	0.0016	0.00206	mg/L	0.3231	0.41202	ppm	127.54%
l 190.800	34.7	0.0002	0.00011	mg/L	0.0437	0.02180	ppm	49.85%
292.402	13783.9	0.1122	0.00108	mg/L	22.44	0.216	ppm	0.96%
n 213.856	10680.1	0.0996	0.00026	mg/L	19.91	0.053	ppm	0.27%

Replicate Data

D: 2822-8 F=200      Date: 4/23/03      6:44:03 PM

Element	Net Intensity	Corrected Intensity	Calib Conc.	Sample Conc.
1 Ag 328.068	-357.7	-336.0	-0.0017 mg/L	-0.3458 ppm
1 Al 308.215	974487.9	969847.8	30.98 mg/L	6196 ppm
1 As 188.979	150.4	27.5	0.0207 mg/L	4.138 ppm
1 Ba 233.527	307054.0	307018.5	0.7381 mg/L	147.6 ppm
1 Be 313.107	2139.6	2743.1	0.0010 mg/L	0.2010 ppm
1 Ca 227.547	96588.0	95932.5	388.1 mg/L	77630 ppm
1 Cd 228.802	261.2	55.2	0.0004 mg/L	0.0839 ppm
1 Co 228.616	1480.8	1800.9	0.0171 mg/L	3.429 ppm
1 Cr 267.716	4087.1	4399.1	0.0507 mg/L	10.15 ppm
1 Cu 324.754	10478.8	7595.5	0.0257 mg/L	5.138 ppm
1 Fe 273.955	1663014.4	1657999.5	37.97 mg/L	7593 ppm
1 K 766.491	149887.5	152350.0	6.981 mg/L	1396 ppm
1 Mg 279.079	752583.1	751049.0	18.02 mg/L	3605 ppm
1 Mn 257.610	823133.6	821042.4	0.6032 mg/L	120.6 ppm
1 Mo 202.030	20.7	84.2	0.0046 mg/L	0.9242 ppm
1 Na 330.237	7587.7	737.4	1.594 mg/L	318.8 ppm
1 Ni 231.604	1403.0	1504.0	0.0297 mg/L	5.933 ppm
1 Pb 220.353	18.6	178.4	0.0153 mg/L	3.068 ppm
1 Sb 206.833	7.5	8.8	0.0022 mg/L	0.4334 ppm
1 Se 196.026	42.2	-18.3	0.0034 mg/L	0.6798 ppm
1 Tl 190.800	234.0	42.4	0.0044 mg/L	0.8788 ppm
1 V 292.402	12500.5	12435.0	0.1012 mg/L	20.25 ppm
1 Zn 213.856	9120.2	9763.4	0.0910 mg/L	18.20 ppm
2 Ag 328.068	-282.0	-260.3	-0.0013 mg/L	-0.2679 ppm
2 Al 308.215	1012645.3	1008005.2	32.20 mg/L	6440 ppm
2 As 188.979	155.6	32.6	0.0224 mg/L	4.481 ppm
2 Ba 233.527	303688.2	303652.7	0.7300 mg/L	146.0 ppm



292.402	12287.5	0.1000	0.00105 mg/L	20.01	0.209 ppm	1.05%
n 213.856	9748.1	0.0909	0.00012 mg/L	18.17	0.025 ppm	0.14%

uplicate Data  
D: 2822-9 F=200

Date: 4/23/03 6:47:39 PM

epl#	Element	Net Intensity	Corrected Intensity	Calib Conc. Units	Sample Conc. Units
1	Ag 328.068	-266.9	-245.2	-0.0013 mg/L	-0.2524 ppm
1	Al 308.215	1068192.4	1063552.4	33.97 mg/L	6795 ppm
1	As 188.979	226.0	103.0	0.0529 mg/L	10.57 ppm
1	Ba 233.527	495474.0	495438.5	1.191 mg/L	238.2 ppm
1	Be 313.107	3856.8	4460.2	0.0016 mg/L	0.3269 ppm
1	Ca 227.547	134671.1	134015.6	542.2 mg/L	108400 ppm
1	Cd 228.802	308.5	102.4	0.0008 mg/L	0.1557 ppm
1	Co 228.616	1454.8	1774.9	0.0169 mg/L	3.380 ppm
1	Cr 267.716	4867.4	5179.4	0.0597 mg/L	11.95 ppm
1	Cu 324.754	12867.2	9983.9	0.0338 mg/L	6.753 ppm
1	Fe 273.955	1871686.3	1866671.4	42.74 mg/L	8549 ppm
1	K 766.491	210680.5	213143.0	9.568 mg/L	1914 ppm
1	Mg 279.079	1302547.4	1301013.3	31.22 mg/L	6244 ppm
1	Mn 257.610	857955.6	855864.4	0.6288 mg/L	125.8 ppm
1	Mo 202.030	-6.5	57.0	0.0031 mg/L	0.6259 ppm
1	Na 330.237	7887.2	1036.8	2.061 mg/L	412.1 ppm
1	Ni 231.604	2086.2	2187.2	0.0431 mg/L	8.628 ppm
1	Pb 220.353	126.9	286.6	0.0228 mg/L	4.569 ppm
1	Sb 206.833	17.0	18.3	0.0068 mg/L	1.353 ppm
1	Se 196.026	25.4	-35.2	-0.0020 mg/L	-0.4083 ppm
1	Tl 190.800	257.6	66.0	0.0110 mg/L	2.191 ppm
1	V 292.402	13208.0	13142.5	0.1070 mg/L	21.40 ppm
1	Zn 213.856	13090.5	13733.7	0.1280 mg/L	25.60 ppm
2	Ag 328.068	-455.9	-434.2	-0.0022 mg/L	-0.4469 ppm
2	Al 308.215	1123970.3	1119330.3	35.76 mg/L	7151 ppm
2	As 188.979	232.0	109.1	0.0551 mg/L	11.02 ppm
2	Ba 233.527	496317.2	496281.7	1.193 mg/L	238.6 ppm
2	Be 313.107	3775.9	4379.3	0.0016 mg/L	0.3210 ppm
2	Ca 227.547	135643.9	134988.4	546.2 mg/L	109200 ppm
2	Cd 228.802	300.0	93.9	0.0007 mg/L	0.1428 ppm
2	Co 228.616	1407.6	1727.7	0.0164 mg/L	3.290 ppm
2	Cr 267.716	4859.2	5171.2	0.0596 mg/L	11.93 ppm
2	Cu 324.754	12667.2	9784.0	0.0331 mg/L	6.618 ppm
2	Fe 273.955	1952550.0	1947535.0	44.60 mg/L	8919 ppm
2	K 766.491	226807.4	229270.0	10.24 mg/L	2048 ppm
2	Mg 279.079	1361270.1	1359736.0	32.63 mg/L	6526 ppm
2	Mn 257.610	892751.4	890660.1	0.6543 mg/L	130.9 ppm
2	Mo 202.030	-6.8	56.7	0.0031 mg/L	0.6228 ppm
2	Na 330.237	7820.6	970.3	1.957 mg/L	391.4 ppm
2	Ni 231.604	2073.6	2174.6	0.0429 mg/L	8.578 ppm
2	Pb 220.353	121.8	281.6	0.0227 mg/L	4.544 ppm
2	Sb 206.833	14.8	16.1	0.0062 mg/L	1.249 ppm
2	Se 196.026	30.3	-30.3	0.0000 mg/L	0.0005 ppm
2	Tl 190.800	253.2	61.6	0.0092 mg/L	1.844 ppm
2	V 292.402	13128.6	13063.1	0.1064 mg/L	21.27 ppm
2	Zn 213.856	12991.9	13635.1	0.1271 mg/L	25.42 ppm
3	Ag 328.068	-275.8	-254.2	-0.0013 mg/L	-0.2616 ppm
3	Al 308.215	1067121.4	1062481.3	33.94 mg/L	6788 ppm
3	As 188.979	228.0	105.1	0.0531 mg/L	10.62 ppm
3	Ba 233.527	477937.7	477902.2	1.149 mg/L	229.8 ppm
3	Be 313.107	3692.1	4295.5	0.0016 mg/L	0.3148 ppm
3	Ca 227.547	130593.5	129938.1	525.7 mg/L	105100 ppm
3	Cd 228.802	318.4	112.3	0.0009 mg/L	0.1707 ppm
3	Co 228.616	1406.8	1726.9	0.0164 mg/L	3.288 ppm
3	Cr 267.716	4820.1	5132.1	0.0592 mg/L	11.84 ppm
3	Cu 324.754	12073.9	9190.6	0.0311 mg/L	6.216 ppm
3	Fe 273.955	1860087.1	1855072.2	42.48 mg/L	8496 ppm
3	K 766.491	212095.3	214557.9	9.627 mg/L	1925 ppm
3	Mg 279.079	1297103.1	1295569.0	31.09 mg/L	6218 ppm
3	Mn 257.610	851397.7	849306.4	0.6240 mg/L	124.8 ppm
3	Mo 202.030	-8.4	55.0	0.0030 mg/L	0.6043 ppm

3 Na 330.237	7745.7	895.3	1.840 mg/L	368.0 ppm
3 Ni 231.604	2072.7	2173.7	0.0429 mg/L	8.575 ppm
3 Pb 220.353	108.9	268.6	0.0217 mg/L	4.334 ppm
3 Sb 206.833	6.8	8.1	0.0042 mg/L	0.8379 ppm
3 Se 196.026	36.4	-24.2	0.0015 mg/L	0.3018 ppm
3 Tl 190.800	244.6	53.0	0.0072 mg/L	1.447 ppm
3 V 292.402	12682.5	12616.9	0.1027 mg/L	20.54 ppm
3 Zn 213.856	13016.1	13659.3	0.1273 mg/L	25.46 ppm

Mean Data

D: 2822-9 F=200      Seq. No.: 13      Sample No.: 63      A/S Pos: 72  
 Sample Qty: 1.0000 mL      Prep. Vol.: 1.0 mL      Dilution: 1.0: 200.0  
 Data: Original      Date: 4/23/03      6:47:39 PM

Element	Mean Corr. Intensity	Mean Conc.	Std.Dev.	Calib Units	Mean Conc.	Std.Dev.	Sample Units	RSD
g 328.068	-311.2	-0.0016	0.00055	mg/L	-0.3203	0.10974	ppm	34.26%
l 308.215	1081788.0	34.56	1.039	mg/L	6911	207.7	ppm	3.01%
s 188.979	105.7	0.0537	0.00122	mg/L	10.74	0.245	ppm	2.28%
a 233.527	489874.1	1.178	0.0249	mg/L	235.5	4.99	ppm	2.12%
e 313.107	4378.4	0.0016	0.00003	mg/L	0.3209	0.00604	ppm	1.88%
a 227.547	132980.7	538.0	10.84	mg/L	107600	2168.3	ppm	2.01%
d 228.802	102.9	0.0008	0.00007	mg/L	0.1564	0.01400	ppm	8.95%
o 228.616	1743.2	0.0166	0.00026	mg/L	3.319	0.0524	ppm	1.58%
r 267.716	5160.9	0.0595	0.00029	mg/L	11.91	0.058	ppm	0.49%
u 324.754	9652.8	0.0326	0.00140	mg/L	6.529	0.2791	ppm	4.27%
e 273.955	1889759.5	43.27	1.153	mg/L	8655	230.7	ppm	2.67%
766.491	218990.3	9.812	0.3732	mg/L	1962	74.6	ppm	3.80%
g 279.079	1318772.8	31.65	0.854	mg/L	6330	170.8	ppm	2.70%
n 257.610	865277.0	0.6357	0.01633	mg/L	127.1	3.27	ppm	2.57%
o 202.030	56.3	0.0031	0.00006	mg/L	0.6177	0.01168	ppm	1.89%
a 330.237	967.5	1.953	0.1103	mg/L	390.5	22.06	ppm	5.65%
i 231.604	2178.5	0.0430	0.00015	mg/L	8.594	0.0298	ppm	0.35%
b 220.353	278.9	0.0224	0.00065	mg/L	4.482	0.1292	ppm	2.88%
b 206.833	14.2	0.0057	0.00136	mg/L	1.146	0.2722	ppm	23.75%
e 196.026	-29.9	-0.0002	0.00178	mg/L	-0.0353	0.35641	ppm	>999.9%
l 190.800	60.2	0.0091	0.00186	mg/L	1.828	0.3722	ppm	20.36%
292.402	12940.8	0.1054	0.00231	mg/L	21.07	0.461	ppm	2.19%
n 213.856	13676.0	0.1275	0.00048	mg/L	25.50	0.096	ppm	0.38%

Calibration Summary

Method: 23ME ICP-M      Date: 4/23/03      6:50:13 PM

Element	Stds	Equation	Intercept	Slope	Curvature	Corr. Coeff.
g 328.068	3	Linear-thru-Zero	0.0	194320.9	0.00000	0.999948
l 308.215	3	Linear-thru-Zero	0.0	31304.4	0.00000	0.999856
s 188.979	3	Linear-thru-Zero	0.0	2753.9	0.00000	0.999392
a 233.527	3	Linear-thru-Zero	0.0	415980.2	0.00000	0.999113
e 313.107	3	Linear-thru-Zero	0.0	2728767.8	0.00000	0.999608
a 227.547	3	Linear-thru-Zero	0.0	247.2	0.00000	0.999669
d 228.802	3	Linear-thru-Zero	0.0	131601.9	0.00000	0.999604
o 228.616	3	Linear-thru-Zero	0.0	105036.4	0.00000	0.999377
r 267.716	3	Linear-thru-Zero	0.0	86700.8	0.00000	0.999708
u 324.754	3	Linear-thru-Zero	0.0	295686.3	0.00000	0.999464
e 273.955	3	Linear-thru-Zero	0.0	43671.1	0.00000	0.999142
766.491	3	Non-Linear	-3003.1	21346.4	130.14970	0.998767
g 279.079	3	Linear-thru-Zero	0.0	41670.5	0.00000	0.999125
n 257.610	3	Linear-thru-Zero	0.0	1361150.2	0.00000	0.999239
o 202.030	3	Linear-thru-Zero	0.0	18214.2	0.00000	0.999609
a 330.237	3	Non-Linear	-284.8	640.8	0.22933	0.999753
i 231.604	3	Linear-thru-Zero	0.0	50701.2	0.00000	0.999095
b 220.353	3	Linear-thru-Zero	0.0	15954.0	0.00000	0.999647
b 206.833	3	Linear-thru-Zero	0.0	4072.8	0.00000	0.999596
e 196.026	3	Linear-thru-Zero	0.0	3057.3	0.00000	0.999181
l 190.800	3	Linear-thru-Zero	0.0	3558.3	0.00000	0.999070
292.402	3	Linear-thru-Zero	0.0	122824.6	0.00000	0.999559
n 213.856	3	Linear-thru-Zero	0.0	107279.8	0.00000	0.999655

Replicate Data

D: 2822-9 F=500      Date: 4/23/03      6:51:37 PM

Sample#	Element	Net Intensity	Corrected Intensity	Calib Conc. Units	Sample Conc. Units
1	Ag 328.068	-414.8	-393.1	-0.0020 mg/L	-1.011 ppm
1	Al 308.215	917041.4	912401.4	29.15 mg/L	14570 ppm
1	As 188.979	208.2	85.3	0.0437 mg/L	21.84 ppm
1	Ba 233.527	407859.4	407823.8	0.9804 mg/L	490.2 ppm
1	Be 313.107	2851.0	3454.5	0.0013 mg/L	0.6330 ppm
1	Ca 227.547	111387.1	110731.6	448.0 mg/L	224000 ppm
1	Cd 228.802	286.7	80.6	0.0006 mg/L	0.3064 ppm
1	Co 228.616	1095.4	1415.5	0.0135 mg/L	6.738 ppm
1	Cr 267.716	3949.8	4261.8	0.0492 mg/L	24.58 ppm
1	Cu 324.754	11223.4	8340.1	0.0282 mg/L	14.10 ppm
1	Fe 273.955	1608624.4	1603609.5	36.72 mg/L	18360 ppm
1	K 766.491	174025.2	176487.8	8.017 mg/L	4008 ppm
1	Mg 279.079	1108664.0	1107129.9	26.57 mg/L	13280 ppm
1	Mn 257.610	727081.1	724989.9	0.5326 mg/L	266.3 ppm
1	Mo 202.030	-33.8	29.7	0.0016 mg/L	0.8154 ppm
1	Na 330.237	7724.4	874.0	1.807 mg/L	903.5 ppm
1	Ni 231.604	1670.3	1771.3	0.0349 mg/L	17.47 ppm
1	Pb 220.353	77.5	237.3	0.0190 mg/L	9.507 ppm
1	Sb 206.833	6.7	8.0	0.0020 mg/L	0.9869 ppm
1	Se 196.026	42.7	-17.9	0.0032 mg/L	1.619 ppm
1	Tl 190.800	244.4	52.8	0.0082 mg/L	4.094 ppm
1	V 292.402	11120.5	11055.0	0.0900 mg/L	45.00 ppm
1	Zn 213.856	10342.1	10985.3	0.1024 mg/L	51.20 ppm
2	Ag 328.068	-258.4	-236.7	-0.0012 mg/L	-0.6091 ppm
2	Al 308.215	894862.0	890222.0	28.44 mg/L	14220 ppm
2	As 188.979	207.9	84.9	0.0431 mg/L	21.55 ppm
2	Ba 233.527	394167.0	394131.5	0.9475 mg/L	473.7 ppm
2	Be 313.107	2840.7	3444.1	0.0013 mg/L	0.6311 ppm
2	Ca 227.547	107488.5	106833.0	432.2 mg/L	216100 ppm
2	Cd 228.802	298.1	92.0	0.0007 mg/L	0.3496 ppm
2	Co 228.616	1076.8	1396.9	0.0133 mg/L	6.649 ppm
2	Cr 267.716	3919.7	4231.7	0.0488 mg/L	24.40 ppm
2	Cu 324.754	10562.9	7679.6	0.0260 mg/L	12.99 ppm
2	Fe 273.955	1567779.4	1562764.5	35.78 mg/L	17890 ppm
2	K 766.491	170470.4	172933.0	7.865 mg/L	3932 ppm
2	Mg 279.079	1081156.0	1079621.9	25.91 mg/L	12950 ppm
2	Mn 257.610	706538.3	704447.1	0.5175 mg/L	258.8 ppm
2	Mo 202.030	-5.7	57.7	0.0032 mg/L	1.585 ppm
2	Na 330.237	7702.5	852.2	1.773 mg/L	886.5 ppm
2	Ni 231.604	1672.2	1773.2	0.0350 mg/L	17.49 ppm
2	Pb 220.353	80.7	240.4	0.0191 mg/L	9.548 ppm
2	Sb 206.833	7.4	8.8	0.0022 mg/L	1.078 ppm
2	Se 196.026	41.9	-18.6	0.0028 mg/L	1.382 ppm
2	Tl 190.800	242.7	51.1	0.0078 mg/L	3.921 ppm
2	V 292.402	10702.3	10636.7	0.0866 mg/L	43.30 ppm
2	Zn 213.856	10318.4	10961.6	0.1022 mg/L	51.09 ppm

Calibration Summary  
Method: 23ME ICP-M

Element	Stds	Equation	Intercept	Slope	Curvature	Corr. Coeff.
Ag 328.068	3	Linear-thru-Zero	0.0	194320.9	0.00000	0.999948
Al 308.215	3	Linear-thru-Zero	0.0	31304.4	0.00000	0.999856
As 188.979	3	Linear-thru-Zero	0.0	2753.9	0.00000	0.999392
Ba 233.527	3	Linear-thru-Zero	0.0	415980.2	0.00000	0.999113
Be 313.107	3	Linear-thru-Zero	0.0	2728767.8	0.00000	0.999608
Ca 227.547	3	Linear-thru-Zero	0.0	247.2	0.00000	0.999669
Cd 228.802	3	Linear-thru-Zero	0.0	131601.9	0.00000	0.999604
Co 228.616	3	Linear-thru-Zero	0.0	105036.4	0.00000	0.999377
Cr 267.716	3	Linear-thru-Zero	0.0	86700.8	0.00000	0.999708
Cu 324.754	3	Linear-thru-Zero	0.0	295686.3	0.00000	0.999464
Fe 273.955	3	Linear-thru-Zero	0.0	43671.1	0.00000	0.999142
K 766.491	3	Non-Linear	-3003.1	21346.4	130.14970	0.998767
Mg 279.079	3	Linear-thru-Zero	0.0	41670.5	0.00000	0.999125
Mn 257.610	3	Linear-thru-Zero	0.0	1361150.2	0.00000	0.999239

o 202.030	3	Linear-thru-Zero	0.0	18214.2	0.00000	0.999609
a 330.237	3	Non-Linear	-284.8	640.8	0.22933	0.999753
i 231.604	3	Linear-thru-Zero	0.0	50701.2	0.00000	0.999095
b 220.353	3	Linear-thru-Zero	0.0	15954.0	0.00000	0.999647
b 206.833	3	Linear-thru-Zero	0.0	4072.8	0.00000	0.999596
e 196.026	3	Linear-thru-Zero	0.0	3057.3	0.00000	0.999181
l 190.800	3	Linear-thru-Zero	0.0	3558.3	0.00000	0.999070
292.402	3	Linear-thru-Zero	0.0	122824.6	0.00000	0.999559
n 213.856	3	Linear-thru-Zero	0.0	107279.8	0.00000	0.999655

uplicate Data

D: 2822-9 F=250

Date: 4/23/03

6:54:25 PM

epl#	Element	Net Intensity	Corrected Intensity	Calib Conc.	Units	Sample Conc.	Units
1	Ag 328.068	-232.7	-211.0	-0.0011	mg/L	-0.2715	ppm
1	Al 308.215	905623.5	900983.4	28.78	mg/L	7195	ppm
1	As 188.979	209.2	86.2	0.0439	mg/L	10.96	ppm
1	Ba 233.527	403104.4	403068.9	0.9690	mg/L	242.2	ppm
1	Be 313.107	2739.4	3342.8	0.0012	mg/L	0.3063	ppm
1	Ca 227.547	109837.8	109182.3	441.8	mg/L	110400	ppm
1	Cd 228.802	303.8	97.7	0.0007	mg/L	0.1856	ppm
1	Co 228.616	1074.2	1394.3	0.0133	mg/L	3.319	ppm
1	Cr 267.716	3935.6	4247.6	0.0490	mg/L	12.25	ppm
1	Cu 324.754	10782.6	7899.3	0.0267	mg/L	6.679	ppm
1	Fe 273.955	1591069.2	1586054.3	36.32	mg/L	9080	ppm
1	K 766.491	170443.0	172905.6	7.864	mg/L	1966	ppm
1	Mg 279.079	1095765.7	1094231.6	26.26	mg/L	6565	ppm
1	Mn 257.610	717796.8	715705.6	0.5258	mg/L	131.5	ppm
1	Mo 202.030	-22.4	41.1	0.0023	mg/L	0.5642	ppm
1	Na 330.237	7526.5	676.1	1.499	mg/L	374.6	ppm
1	Ni 231.604	1666.6	1767.6	0.0349	mg/L	8.716	ppm
1	Pb 220.353	52.9	212.6	0.0174	mg/L	4.354	ppm
1	Sb 206.833	18.8	20.1	0.0049	mg/L	1.237	ppm
1	Se 196.026	38.9	-21.6	0.0019	mg/L	0.4782	ppm
1	Tl 190.800	237.7	46.1	0.0064	mg/L	1.594	ppm
1	V 292.402	11058.2	10992.6	0.0895	mg/L	22.37	ppm
1	Zn 213.856	10343.2	10986.4	0.1024	mg/L	25.60	ppm
2	Ag 328.068	-284.6	-262.9	-0.0014	mg/L	-0.3382	ppm
2	Al 308.215	920088.4	915448.3	29.24	mg/L	7311	ppm
2	As 188.979	207.6	84.7	0.0434	mg/L	10.85	ppm
2	Ba 233.527	404439.2	404403.7	0.9722	mg/L	243.0	ppm
2	Be 313.107	2802.8	3406.2	0.0012	mg/L	0.3121	ppm
2	Ca 227.547	110857.2	110201.7	445.9	mg/L	111500	ppm
2	Cd 228.802	293.7	87.6	0.0007	mg/L	0.1665	ppm
2	Co 228.616	1054.2	1374.3	0.0131	mg/L	3.271	ppm
2	Cr 267.716	3879.9	4191.9	0.0483	mg/L	12.09	ppm
2	Cu 324.754	10856.4	7973.1	0.0270	mg/L	6.741	ppm
2	Fe 273.955	1607281.6	1602266.7	36.69	mg/L	9172	ppm
2	K 766.491	174863.3	177325.9	8.052	mg/L	2013	ppm
2	Mg 279.079	1111502.3	1109968.2	26.64	mg/L	6659	ppm
2	Mn 257.610	726935.3	724844.1	0.5325	mg/L	133.1	ppm
2	Mo 202.030	-25.8	37.7	0.0021	mg/L	0.5171	ppm
2	Na 330.237	7332.7	482.3	1.196	mg/L	299.1	ppm
2	Ni 231.604	1656.4	1757.4	0.0347	mg/L	8.666	ppm
2	Pb 220.353	64.2	224.0	0.0182	mg/L	4.546	ppm
2	Sb 206.833	9.6	10.9	0.0027	mg/L	0.6700	ppm
2	Se 196.026	33.8	-26.8	0.0003	mg/L	0.0782	ppm
2	Tl 190.800	244.1	52.5	0.0081	mg/L	2.022	ppm
2	V 292.402	10976.2	10910.6	0.0888	mg/L	22.21	ppm
2	Zn 213.856	10291.5	10934.7	0.1019	mg/L	25.48	ppm
3	Ag 328.068	-419.1	-397.4	-0.0020	mg/L	-0.5113	ppm
3	Al 308.215	910389.8	905749.8	28.93	mg/L	7233	ppm
3	As 188.979	216.0	93.0	0.0461	mg/L	11.51	ppm
3	Ba 233.527	394923.2	394887.7	0.9493	mg/L	237.3	ppm
3	Be 313.107	2955.3	3558.7	0.0013	mg/L	0.3260	ppm
3	Ca 227.547	107812.0	107156.5	433.6	mg/L	108400	ppm
3	Cd 228.802	283.6	77.5	0.0006	mg/L	0.1473	ppm
3	Co 228.616	1106.8	1426.9	0.0136	mg/L	3.396	ppm

3 Cr 267.716	3928.4	4240.4	0.0489 mg/L	12.23 ppm
3 Cu 324.754	10535.7	7652.5	0.0259 mg/L	6.470 ppm
3 Fe 273.955	1588707.7	1583692.8	36.26 mg/L	9066 ppm
3 K 766.491	173975.2	176437.8	8.015 mg/L	2004 ppm
3 Mg 279.079	1098032.4	1096498.3	26.31 mg/L	6578 ppm
3 Mn 257.610	716584.9	714493.7	0.5249 mg/L	131.2 ppm
3 Mo 202.030	-30.3	33.2	0.0018 mg/L	0.4557 ppm
3 Na 330.237	7654.9	804.5	1.699 mg/L	424.7 ppm
3 Ni 231.604	1666.2	1767.2	0.0349 mg/L	8.714 ppm
3 Pb 220.353	71.5	231.2	0.0186 mg/L	4.643 ppm
3 Sb 206.833	9.8	11.1	0.0027 mg/L	0.6838 ppm
3 Se 196.026	24.8	-35.8	-0.0027 mg/L	-0.6827 ppm
3 Tl 190.800	234.3	42.7	0.0054 mg/L	1.340 ppm
3 V 292.402	10665.6	10600.0	0.0863 mg/L	21.58 ppm
3 Zn 213.856	10416.6	11059.8	0.1031 mg/L	25.77 ppm

Mean Data

D: 2822-9 F=250	Seq. No.: 15	Sample No.: 1	A/S Pos: 72
Sample Qty: 1.0000 mL	Prep. Vol.: 1.0 mL	Dilution: 1.0:	250.0
	Data: Original	Date: 4/23/03	6:54:25 PM

Element	Mean Corr. Intensity	Mean Conc.	Std.Dev.	Calib Units	Mean Conc.	Std.Dev.	Sample Units	RSD
g 328.068	-290.5	-0.0015	0.00050	mg/L	-0.3737	0.12377	ppm	33.12%
l 308.215	907393.8	28.99	0.235	mg/L	7247	58.9	ppm	0.81%
s 188.979	88.0	0.0444	0.00142	mg/L	11.11	0.355	ppm	3.20%
a 233.527	400786.8	0.9635	0.01239	mg/L	240.9	3.10	ppm	1.29%
e 313.107	3435.9	0.0013	0.00004	mg/L	0.3148	0.01017	ppm	3.23%
a 227.547	108846.9	440.4	6.27	mg/L	110100	1567.9	ppm	1.42%
i 228.802	87.6	0.0007	0.00008	mg/L	0.1665	0.01916	ppm	11.51%
o 228.616	1398.5	0.0133	0.00025	mg/L	3.329	0.0632	ppm	1.90%
r 267.716	4226.6	0.0487	0.00035	mg/L	12.19	0.087	ppm	0.72%
l 324.754	7841.6	0.0265	0.00057	mg/L	6.630	0.1420	ppm	2.14%
e 273.955	1590671.2	36.42	0.232	mg/L	9106	57.9	ppm	0.64%
766.491	175556.4	7.977	0.0999	mg/L	1994	25.0	ppm	1.25%
y 279.079	1100232.7	26.40	0.204	mg/L	6601	51.0	ppm	0.77%
l 257.610	718347.8	0.5278	0.00416	mg/L	131.9	1.04	ppm	0.79%
o 202.030	37.3	0.0020	0.00022	mg/L	0.5123	0.05439	ppm	10.62%
l 330.237	654.3	1.465	0.2528	mg/L	366.1	63.21	ppm	17.26%
i 231.604	1764.1	0.0348	0.00011	mg/L	8.699	0.0284	ppm	0.33%
o 220.353	222.6	0.0181	0.00059	mg/L	4.514	0.1473	ppm	3.26%
o 206.833	14.1	0.0035	0.00129	mg/L	0.8635	0.32334	ppm	37.45%
e 196.026	-28.1	-0.0002	0.00236	mg/L	-0.0421	0.58976	ppm	>999.9%
. 190.800	47.1	0.0066	0.00138	mg/L	1.652	0.3447	ppm	20.87%
292.402	10834.4	0.0882	0.00169	mg/L	22.05	0.422	ppm	1.91%
l 213.856	10993.6	0.1025	0.00059	mg/L	25.62	0.147	ppm	0.57%

Replicate Data

D: ICSA 1441	Date: 4/23/03	6:57:44 PM
--------------	---------------	------------

Element	Net Intensity	Corrected Intensity	Calib Conc.	Sample Conc.
1 Ag 328.068	-1011.1	-989.5	0.0000 mg/L	
1 Al 308.215	15902006.7	15897366.7	507.8 mg/L	
1 As 188.979	187.6	64.6	0.0006 mg/L	
1 Ba 233.527	1389.0	1353.5	0.0033 mg/L	
1 Be 313.107	-477.0	126.4	0.0000 mg/L	
1 Ca 227.547	130183.8	129528.3	527.8 mg/L	
1 Cd 228.802	121.4	-84.7	-0.0006 mg/L	
1 Co 228.616	-78.9	241.2	0.0023 mg/L	
1 Cr 267.716	192.6	504.6	0.0058 mg/L	
1 Cu 324.754	812.7	-2070.6	0.0021 mg/L	
1 Fe 273.955	8408832.4	8403817.4	192.4 mg/L	
1 K 766.491	-723.6	1739.0	0.2218 mg/L	
1 Mg 279.079	21489717.3	21488183.2	515.7 mg/L	
1 Mn 257.610	9870.5	7779.2	-0.0023 mg/L	
1 Mo 202.030	87.5	151.0	0.0020 mg/L	
1 Na 330.237	6743.2	-107.2	0.2771 mg/L	
1 Ni 231.604	-135.3	-34.3	-0.0007 mg/L	
1 Pb 220.353	-1030.2	-870.4	-0.0047 mg/L	
1 Sb 206.833	14.5	15.9	0.0098 mg/L	



1	Se	196.026	27.4	-33.1	0.0241	mg/L
1	Tl	190.800	558.4	366.7	0.0044	mg/L
1	V	292.402	-556.0	-621.6	-0.0051	mg/L
1	Zn	213.856	2370.8	3014.0	0.0041	mg/L
2	Ag	328.068	-1016.1	-994.4	-0.0051	mg/L
2	Al	308.215	15195500.2	15190860.2	485.3	mg/L
2	As	188.979	165.7	42.7	-0.0052	mg/L
2	Ba	233.527	1188.9	1153.4	0.0028	mg/L
2	Be	313.107	-356.5	246.9	0.0001	mg/L
2	Ca	227.547	133198.0	132542.6	539.9	mg/L
2	Cd	228.802	172.0	-34.1	-0.0003	mg/L
2	Co	228.616	13.3	333.4	0.0032	mg/L
2	Cr	267.716	78.9	390.8	0.0045	mg/L
2	Cu	324.754	397.1	-2486.2	0.0003	mg/L
2	Fe	273.955	8046828.2	8041813.3	184.1	mg/L
2	K	766.491	-713.3	1749.3	0.2223	mg/L
2	Mg	279.079	20572771.0	20571236.9	493.7	mg/L
2	Mn	257.610	9985.5	7894.3	-0.0018	mg/L
2	Mo	202.030	93.9	157.4	0.0026	mg/L
2	Na	330.237	6791.4	-58.9	0.3523	mg/L
2	Ni	231.604	-245.2	-144.2	-0.0028	mg/L
2	Pb	220.353	-1092.1	-932.3	-0.0107	mg/L
2	Sb	206.833	-2.2	-0.9	0.0056	mg/L
2	Se	196.026	-18.2	-78.8	0.0076	mg/L
2	Tl	190.800	582.9	391.3	0.0158	mg/L
2	V	292.402	-581.9	-647.5	-0.0053	mg/L
2	Zn	213.856	2514.6	3157.8	0.0065	mg/L
3	Ag	328.068	-787.6	-766.0	-0.0039	mg/L
3	Al	308.215	15527364.4	15522724.4	495.9	mg/L
3	As	188.979	173.3	50.3	-0.0040	mg/L
3	Ba	233.527	1386.8	1351.3	0.0032	mg/L
3	Be	313.107	-641.2	-37.7	0.0000	mg/L
3	Ca	227.547	127528.2	126872.8	517.0	mg/L
3	Cd	228.802	163.7	-42.4	-0.0003	mg/L
3	Co	228.616	-189.7	130.4	0.0012	mg/L
3	Cr	267.716	337.2	649.1	0.0075	mg/L
3	Cu	324.754	638.8	-2244.5	0.0013	mg/L
3	Fe	273.955	8199297.5	8194282.5	187.6	mg/L
3	K	766.491	-821.5	1641.1	0.2173	mg/L
3	Mg	279.079	20923346.7	20921812.6	502.1	mg/L
3	Mn	257.610	9373.5	7282.3	-0.0024	mg/L
3	Mo	202.030	76.5	140.0	0.0016	mg/L
3	Na	330.237	6667.3	-183.1	0.1587	mg/L
3	Ni	231.604	-163.5	-62.5	-0.0012	mg/L
3	Pb	220.353	-986.9	-827.2	-0.0031	mg/L
3	Sb	206.833	69.1	70.4	0.0231	mg/L
3	Se	196.026	-76.9	-137.5	-0.0109	mg/L
3	Tl	190.800	542.1	350.5	0.0022	mg/L
3	V	292.402	-596.6	-662.1	-0.0054	mg/L
3	Zn	213.856	2376.3	3019.5	0.0048	mg/L

Scan Data

ICSA 1441

Sample Qty: 1.0000 g

Seq. No.: 16

Sample No.: 3

A/S Pos: 7

Prep. Vol.: Data: Original

1.0 L

Dilution:

1.0:

1.0

Date: 4/23/03

6:57:44 PM

Element	Mean Corr. Intensity	Mean Conc.	Std.Dev.	Calib Units	Mean Conc.	Std.Dev.	Sample Units	RSD
328.068	-916.6	-0.0030	0.00268	mg/L				88.75%
308.215	15536983.8	496.3	11.29	mg/L				2.28%
188.979	52.6	-0.0028	0.00307	mg/L				108.56%
233.527	1286.1	0.0031	0.00028	mg/L				8.93%
313.107	111.9	0.0000	0.00005	mg/L				127.74%
227.547	129647.9	528.2	11.44	mg/L				2.17%
228.802	-53.7	-0.0004	0.00021	mg/L				50.52%
228.616	235.0	0.0022	0.00097	mg/L				43.24%
267.716	514.9	0.0059	0.00149	mg/L				25.14%
324.754	-2267.1	0.0013	0.00090	mg/L				71.82%
273.955	8213304.4	188.1	4.16	mg/L				2.21%
766.491	1709.8	0.2205	0.00279	mg/L				1.27%

g 279.079	20993744.3	503.8	11.10 mg/L	2.20%
n 257.610	7651.9	-0.0022	0.00030 mg/L	13.87%
o 202.030	149.4	0.0021	0.00054 mg/L	25.98%
a 330.237	-116.4	0.2627	0.09763 mg/L	37.17%
i 231.604	-80.3	-0.0016	0.00113 mg/L	71.06%
b 220.353	-876.6	-0.0061	0.00399 mg/L	64.92%
b 206.833	28.5	0.0128	0.00912 mg/L	71.08%
e 196.026	-83.1	0.0069	0.01752 mg/L	253.54%
l 190.800	369.5	0.0075	0.00733 mg/L	98.02%
292.402	-643.7	-0.0052	0.00017 mg/L	3.19%
n 213.856	3063.8	0.0051	0.00122 mg/L	23.95%

uplicate Data

D: ICSAB 1443

Date: 4/23/03

7:00:32 PM

epl#	Element	Net Intensity	Corrected Intensity	Calib Conc. Units	Sample Conc. Units
1	Ag 328.068	185692.5	185714.2	0.9557 mg/L	
1	Al 308.215	14520244.8	14515604.8	463.7 mg/L	
1	As 188.979	2757.8	2634.9	0.9397 mg/L	
1	Ba 233.527	206851.0	206815.4	0.4972 mg/L	
1	Be 313.107	1304490.9	1305094.4	0.4783 mg/L	
1	Ca 227.547	119860.8	119205.3	485.6 mg/L	
1	Cd 228.802	123525.8	123319.7	0.9371 mg/L	
1	Co 228.616	47232.1	47552.2	0.4527 mg/L	
1	Cr 267.716	41125.5	41437.5	0.4779 mg/L	
1	Cu 324.754	140846.8	137963.5	0.4747 mg/L	
1	Fe 273.955	7467974.9	7462960.0	170.9 mg/L	
1	K 766.491	-894.9	1567.7	0.2138 mg/L	
1	Mg 279.079	19515493.2	19513959.1	468.3 mg/L	
1	Mn 257.610	659699.4	657608.1	0.4759 mg/L	
1	Mo 202.030	16880.1	16943.6	0.9247 mg/L	
1	Na 330.237	6986.6	136.3	0.6568 mg/L	
1	Ni 231.604	44686.8	44787.8	0.8834 mg/L	
1	Pb 220.353	13883.1	14042.9	0.9258 mg/L	
1	Sb 206.833	3913.0	3914.3	0.9526 mg/L	
1	Se 196.026	2851.4	2790.8	0.9445 mg/L	
1	Tl 190.800	3818.7	3627.1	0.9302 mg/L	
1	V 292.402	56731.5	56666.0	0.4614 mg/L	
1	Zn 213.856	102770.6	103413.8	0.9425 mg/L	
2	Ag 328.068	187593.0	187614.7	0.9655 mg/L	
2	Al 308.215	14838392.7	14833752.7	473.9 mg/L	
2	As 188.979	2687.7	2564.7	0.9136 mg/L	
2	Ba 233.527	207669.3	207633.7	0.4991 mg/L	
2	Be 313.107	1310718.4	1311321.8	0.4806 mg/L	
2	Ca 227.547	120764.4	120108.9	489.4 mg/L	
2	Cd 228.802	124224.9	124018.8	0.9424 mg/L	
2	Co 228.616	47400.5	47720.5	0.4543 mg/L	
2	Cr 267.716	41529.9	41841.9	0.4826 mg/L	
2	Cu 324.754	142660.0	139776.7	0.4810 mg/L	
2	Fe 273.955	7631745.7	7626730.8	174.6 mg/L	
2	K 766.491	-998.1	1464.5	0.2090 mg/L	
2	Mg 279.079	19916356.7	19914822.6	477.9 mg/L	
2	Mn 257.610	662993.7	660902.4	0.4782 mg/L	
2	Mo 202.030	16179.9	16243.4	0.8861 mg/L	
2	Na 330.237	6710.0	-140.4	0.2252 mg/L	
2	Ni 231.604	44683.9	44785.0	0.8833 mg/L	
2	Pb 220.353	13403.4	13563.2	0.8967 mg/L	
2	Sb 206.833	3743.8	3745.1	0.9110 mg/L	
2	Se 196.026	2827.0	2766.4	0.9362 mg/L	
2	Tl 190.800	3695.3	3503.7	0.8935 mg/L	
2	V 292.402	57238.3	57172.8	0.4655 mg/L	
2	Zn 213.856	103669.9	104313.1	0.9504 mg/L	
3	Ag 328.068	188455.8	188477.5	0.9699 mg/L	
3	Al 308.215	14559619.2	14554979.2	464.9 mg/L	
3	As 188.979	2764.8	2641.9	0.9423 mg/L	
3	Ba 233.527	208452.8	208417.3	0.5010 mg/L	
3	Be 313.107	1315030.4	1315633.8	0.4821 mg/L	
3	Ca 227.547	121383.7	120728.2	491.8 mg/L	

3 Cd 228.802	124930.9	124724.8	0.9477 mg/L
3 Co 228.616	47594.0	47914.1	0.4562 mg/L
3 Cr 267.716	41707.3	42019.3	0.4846 mg/L
3 Cu 324.754	143211.1	140327.8	0.4827 mg/L
3 Fe 273.955	7473687.7	7468672.7	171.0 mg/L
3 K 766.491	-870.8	1591.8	0.2150 mg/L
3 Mg 279.079	19527154.3	19525620.2	468.6 mg/L
3 Mn 257.610	665513.1	663421.9	0.4802 mg/L
3 Mo 202.030	16524.4	16587.9	0.9051 mg/L
3 Na 330.237	6733.9	-116.5	0.2625 mg/L
3 Ni 231.604	45024.1	45125.1	0.8900 mg/L
3 Pb 220.353	13557.7	13717.4	0.9055 mg/L
3 Sb 206.833	3910.7	3912.1	0.9519 mg/L
3 Se 196.026	2885.5	2824.9	0.9547 mg/L
3 Tl 190.800	3723.0	3531.3	0.9032 mg/L
3 V 292.402	57512.6	57447.1	0.4677 mg/L
3 Zn 213.856	103786.7	104429.8	0.9520 mg/L

ean Data

D: ICSAB 1443  
 ample Qty: 1.0000 g  
 Seq. No.: 17  
 Prep. Vol.:  
 Data: Original  
 Sample No.: 4  
 1.0 L  
 A/S Pos: 8  
 Dilution: 1.0: 1.0  
 Date: 4/23/03 7:00:32 PM

Element	Mean Intensity	Corr. Intensity	Mean Conc.	Std.Dev.	Calib Units	Mean Conc.	Std.Dev.	Sample Units	RSD
g 328.068	187268.8	0.9637	0.00728	0.00728	mg/L				0.75%
l 308.215	14634778.9	467.5	5.54	5.54	mg/L				1.19%
s 188.979	2613.8	0.9319	0.01590	0.01590	mg/L				1.71%
a 233.527	207622.2	0.4991	0.00193	0.00193	mg/L				0.39%
e 313.107	1310683.4	0.4803	0.00194	0.00194	mg/L				0.40%
a 227.547	120014.1	488.9	3.10	3.10	mg/L				0.63%
i 228.802	124021.1	0.9424	0.00534	0.00534	mg/L				0.57%
o 228.616	47728.9	0.4544	0.00172	0.00172	mg/L				0.38%
r 267.716	41766.2	0.4817	0.00344	0.00344	mg/L				0.71%
i 324.754	139356.0	0.4795	0.00422	0.00422	mg/L				0.88%
e 273.955	7519454.5	172.2	2.13	2.13	mg/L				1.24%
766.491	1541.3	0.2126	0.00316	0.00316	mg/L				1.49%
y 279.079	19651467.3	471.6	5.48	5.48	mg/L				1.16%
i 257.610	660644.2	0.4781	0.00213	0.00213	mg/L				0.45%
o 202.030	16591.6	0.9053	0.01928	0.01928	mg/L				2.13%
a 330.237	-40.2	0.3815	0.23914	0.23914	mg/L				62.68%
i 231.604	44899.3	0.8856	0.00386	0.00386	mg/L				0.44%
o 220.353	13774.5	0.9093	0.01491	0.01491	mg/L				1.64%
o 206.833	3857.2	0.9385	0.02381	0.02381	mg/L				2.54%
e 196.026	2794.1	0.9451	0.00923	0.00923	mg/L				0.98%
. 190.800	3554.0	0.9090	0.01900	0.01900	mg/L				2.09%
. 292.402	57095.3	0.4649	0.00323	0.00323	mg/L				0.69%
i 213.856	104052.3	0.9483	0.00507	0.00507	mg/L				0.54%

uplicate Data

o: CCV 1447B  
 Date: 4/23/03 7:03:40 PM

Element	Net Intensity	Corrected Intensity	Calib Conc.	Sample Conc.
1 Ag 328.068	196667.3	196689.0	1.012 mg/L	
1 Al 308.215	167079.0	162439.0	5.189 mg/L	
1 As 188.979	1556.2	1433.3	0.5261 mg/L	
1 Ba 233.527	2171247.7	2171212.2	5.220 mg/L	
1 Be 313.107	1378784.2	1379387.7	0.5055 mg/L	
1 Ca 227.547	13348.1	12692.7	51.35 mg/L	
1 Cd 228.802	135879.9	135673.8	1.031 mg/L	
1 Co 228.616	217601.0	217921.1	2.075 mg/L	
1 Cr 267.716	44161.9	44473.9	0.5130 mg/L	
1 Cu 324.754	613967.5	611084.3	2.067 mg/L	
1 Fe 273.955	230330.5	225315.6	5.159 mg/L	
1 K 766.491	333872.8	336335.4	14.60 mg/L	
1 Mg 279.079	1096230.6	1094696.5	26.27 mg/L	
1 Mn 257.610	2777000.1	2774908.9	2.039 mg/L	
1 Mo 202.030	37219.7	37283.1	2.047 mg/L	
1 Na 330.237	73370.7	66520.3	100.6 mg/L	
1 Ni 231.604	106196.3	106297.3	2.097 mg/L	



e 273.955	225199.3	5.157	0.0972 mg/L	1.88%
766.491	343640.2	14.89	0.342 mg/L	2.30%
g 279.079	1099726.6	26.39	0.540 mg/L	2.05%
n 257.610	2811998.2	2.066	0.0391 mg/L	1.89%
o 202.030	37557.0	2.062	0.0456 mg/L	2.21%
a 330.237	66858.1	101.1	2.23 mg/L	2.20%
i 231.604	106810.7	2.107	0.0437 mg/L	2.08%
b 220.353	8236.5	0.5163	0.00416 mg/L	0.81%
b 206.833	8384.4	2.044	0.0145 mg/L	0.71%
e 196.026	1607.1	0.5269	0.00191 mg/L	0.36%
l 190.800	1858.5	0.5223	0.00478 mg/L	0.92%
292.402	255380.0	2.079	0.0445 mg/L	2.14%
n 213.856	223335.7	2.082	0.0489 mg/L	2.35%

uplicate Data

D: CCB

Date: 4/23/03

7:07:11 PM

epl#	Element	Net Intensity	Corrected Intensity	Conc. Units	Calib Units	Sample Conc. Units
1	Ag 328.068	248.9	270.6	0.0014 mg/L		
1	Al 308.215	5178.0	537.9	0.0172 mg/L		
1	As 188.979	120.1	-2.8	-0.0010 mg/L		
1	Ba 233.527	978.9	943.3	0.0023 mg/L		
1	Be 313.107	283.9	887.3	0.0003 mg/L		
1	Ca 227.547	649.1	-6.4	-0.0260 mg/L		
1	Cd 228.802	235.9	29.8	0.0002 mg/L		
1	Co 228.616	-243.8	76.3	0.0007 mg/L		
1	Cr 267.716	-310.2	1.8	0.0000 mg/L		
1	Cu 324.754	4228.6	1345.3	0.0045 mg/L		
1	Fe 273.955	3746.8	-1268.1	-0.0290 mg/L		
1	K 766.491	-2644.3	-181.8	0.1321 mg/L		
1	Mg 279.079	2812.4	1278.3	0.0307 mg/L		
1	Mn 257.610	2427.9	336.7	0.0002 mg/L		
1	Mo 202.030	-34.5	29.0	0.0016 mg/L		
1	Na 330.237	6831.0	-19.4	0.4141 mg/L		
1	Ni 231.604	-82.8	18.2	0.0004 mg/L		
1	Pb 220.353	-181.8	-22.0	-0.0014 mg/L		
1	Sb 206.833	4.0	5.4	0.0013 mg/L		
1	Se 196.026	64.0	3.5	0.0011 mg/L		
1	Tl 190.800	212.3	20.7	0.0058 mg/L		
1	V 292.402	95.4	29.8	0.0002 mg/L		
1	Zn 213.856	-595.1	48.1	0.0004 mg/L		
2	Ag 328.068	-26.1	-4.4	0.0000 mg/L		
2	Al 308.215	5355.7	715.6	0.0229 mg/L		
2	As 188.979	130.8	7.8	0.0028 mg/L		
2	Ba 233.527	661.2	625.7	0.0015 mg/L		
2	Be 313.107	355.2	958.6	0.0004 mg/L		
2	Ca 227.547	669.0	13.5	0.0547 mg/L		
2	Cd 228.802	242.9	36.8	0.0003 mg/L		
2	Co 228.616	-293.5	26.6	0.0003 mg/L		
2	Cr 267.716	-307.4	4.6	0.0001 mg/L		
2	Cu 324.754	3867.0	983.7	0.0033 mg/L		
2	Fe 273.955	3202.8	-1812.2	-0.0415 mg/L		
2	K 766.491	-2267.0	195.6	0.1497 mg/L		
2	Mg 279.079	2758.6	1224.5	0.0294 mg/L		
2	Mn 257.610	2056.3	-34.9	0.0000 mg/L		
2	Mo 202.030	-38.0	25.5	0.0014 mg/L		
2	Na 330.237	7120.5	270.1	0.8656 mg/L		
2	Ni 231.604	-94.1	6.9	0.0001 mg/L		
2	Pb 220.353	-185.9	-26.2	-0.0016 mg/L		
2	Sb 206.833	2.4	3.7	0.0009 mg/L		
2	Se 196.026	65.4	4.8	0.0016 mg/L		
2	Tl 190.800	211.9	20.3	0.0057 mg/L		
2	V 292.402	101.9	36.3	0.0003 mg/L		
2	Zn 213.856	-614.9	28.3	0.0003 mg/L		
3	Ag 328.068	125.0	146.7	0.0008 mg/L		
3	Al 308.215	5514.4	874.4	0.0279 mg/L		
3	As 188.979	128.4	5.5	0.0020 mg/L		
3	Ba 233.527	408.1	372.5	0.0009 mg/L		

3 Be 313.107	-165.8	437.7	0.0002 mg/L
3 Ca 227.547	675.1	19.7	0.0795 mg/L
3 Cd 228.802	227.6	21.6	0.0002 mg/L
3 Co 228.616	-303.9	16.2	0.0002 mg/L
3 Cr 267.716	-316.8	-4.9	-0.0001 mg/L
3 Cu 324.754	3435.0	551.7	0.0019 mg/L
3 Fe 273.955	2930.2	-2084.8	-0.0477 mg/L
3 K 766.491	-2144.3	318.2	0.1554 mg/L
3 Mg 279.079	2598.5	1064.4	0.0255 mg/L
3 Mn 257.610	1636.1	-455.1	-0.0003 mg/L
3 Mo 202.030	-47.2	16.3	0.0009 mg/L
3 Na 330.237	6607.4	-243.0	0.0652 mg/L
3 Ni 231.604	-83.8	17.2	0.0003 mg/L
3 Pb 220.353	-189.8	-30.0	-0.0019 mg/L
3 Sb 206.833	-5.6	-4.3	-0.0011 mg/L
3 Se 196.026	77.5	16.9	0.0055 mg/L
3 Tl 190.800	204.1	12.5	0.0035 mg/L
3 V 292.402	188.8	123.2	0.0010 mg/L
3 Zn 213.856	-643.2	-0.0	0.0000 mg/L

Mean Data

D: CCB  
 Sample Qty: 1.0000 g  
 Seq. No.: 19  
 Prep. Vol.:  
 Data: Original  
 Sample No.: 6  
 1.0 L  
 A/S Pos: 1  
 Dilution: 1.0: 1.0  
 Date: 4/23/03 7:07:11 PM

Element	Mean Intensity	Mean Conc.	Std.Dev.	Calib Units	Mean Conc.	Std.Dev.	Sample Units	RSD
g 328.068	137.6	0.0007	0.00071	mg/L				100.11%
l 308.215	709.3	0.0227	0.00538	mg/L				23.73%
s 188.979	3.5	0.0013	0.00203	mg/L				160.20%
a 233.527	647.2	0.0016	0.00069	mg/L				44.19%
e 313.107	761.2	0.0003	0.00010	mg/L				37.11%
a 227.547	8.9	0.0361	0.05516	mg/L				152.87%
f 228.802	29.4	0.0002	0.00006	mg/L				26.03%
o 228.616	39.7	0.0004	0.00031	mg/L				80.91%
r 267.716	0.5	0.0000	0.00006	mg/L				933.77%
u 324.754	960.3	0.0032	0.00134	mg/L				41.38%
e 273.955	-1721.7	-0.0394	0.00952	mg/L				24.15%
766.491	110.7	0.1457	0.01219	mg/L				8.36%
y 279.079	1189.1	0.0285	0.00267	mg/L				9.36%
l 257.610	-51.1	0.0000	0.00029	mg/L				774.77%
o 202.030	23.6	0.0013	0.00036	mg/L				27.80%
a 330.237	2.6	0.4483	0.40131	mg/L				89.52%
i 231.604	14.1	0.0003	0.00012	mg/L				44.30%
o 220.353	-26.1	-0.0016	0.00025	mg/L				15.37%
o 206.833	1.6	0.0004	0.00127	mg/L				322.81%
e 196.026	8.4	0.0028	0.00242	mg/L				87.91%
l 190.800	17.8	0.0050	0.00129	mg/L				25.86%
292.402	63.1	0.0005	0.00042	mg/L				82.63%
l 213.856	25.5	0.0002	0.00023	mg/L				94.99%

Replicate Data

D: DLC A1427  
 Date: 4/23/03 7:10:52 PM

Element	Net Intensity	Corrected Intensity	Calib Conc.	Units	Sample Conc.	Units
1 Ag 328.068	-943.1	-921.4	-0.0047	mg/L	-0.0047	ppm
1 Al 308.215	18202.2	13562.2	0.4332	mg/L	0.4332	ppm
1 As 188.979	26988.3	26865.3	10.14	mg/L	10.14	ppm
1 Ba 233.527	21851982.0	21851946.5	52.53	mg/L	52.53	ppm
1 Be 313.107	-1665.6	-1062.2	-0.0004	mg/L	-0.0004	ppm
1 Ca 227.547	1029.3	373.8	1.513	mg/L	1.513	ppm
1 Cd 228.802	1358266.3	1358060.2	10.32	mg/L	10.32	ppm
1 Co 228.616	2142408.1	2142728.2	20.40	mg/L	20.40	ppm
1 Cr 267.716	4280973.8	4281285.8	49.38	mg/L	49.38	ppm
1 Cu 324.754	15289602.5	15286719.2	51.70	mg/L	51.70	ppm
1 Fe 273.955	-23783.9	-28798.8	-0.6594	mg/L	-0.6594	ppm
1 K 766.491	1700.9	4163.4	0.3350	mg/L	0.3350	ppm
1 Mg 279.079	1151.3	-382.8	-0.0092	mg/L	-0.0092	ppm
1 Mn 257.610	25078404.2	25076313.0	18.42	mg/L	18.42	ppm
1 Mo 202.030	190559.4	190622.9	10.47	mg/L	10.47	ppm



Cr	267.716	4302389.3	49.62	0.776 mg/L	49.62	0.776 ppm	1.56%
Cu	324.754	15437123.0	52.21	0.495 mg/L	52.21	0.495 ppm	0.95%
Fe	273.955	-29237.0	-0.6695	0.01236 mg/L	-0.6695	0.01236 ppm	1.85%
Mn	766.491	4332.7	0.3429	0.00744 mg/L	0.3429	0.00744 ppm	2.17%
Pb	279.079	-533.7	-0.0128	0.00348 mg/L	-0.0128	0.00348 ppm	27.14%
Zn	257.610	25311754.5	18.60	0.174 mg/L	18.60	0.174 ppm	0.93%
Co	202.030	191757.6	10.53	0.160 mg/L	10.53	0.160 ppm	1.52%
Na	330.237	459846.7	592.4	8.53 mg/L	592.4	8.53 ppm	1.44%
Ni	231.604	1053222.6	20.77	0.408 mg/L	20.77	0.408 ppm	1.96%
B	220.353	1333262.7	83.57	1.621 mg/L	83.57	1.621 ppm	1.94%
Bi	206.833	4905.8	-0.2430	0.02336 mg/L	-0.2430	0.02336 ppm	9.62%
Se	196.026	20.6	0.0033	0.00107 mg/L	0.0033	0.00107 ppm	32.29%
Li	190.800	370.4	0.0845	0.00129 mg/L	0.0845	0.00129 ppm	1.52%
As	292.402	2412694.5	19.73	0.311 mg/L	19.73	0.311 ppm	1.57%
Nb	213.856	4127378.9	38.47	0.704 mg/L	38.47	0.704 ppm	1.83%



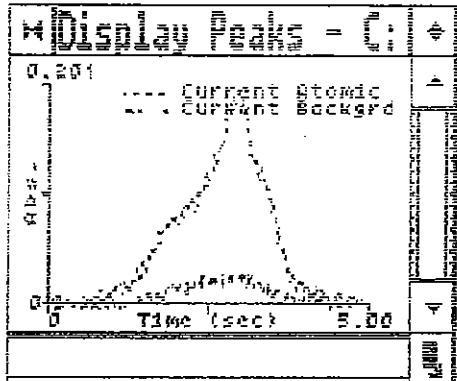
gww 4/23/03

-----  
 Element File: AS 846.GEL      Element: As      Wavelength: 193.7  
 Date: 04/23/99 03      Time: 12:10      Slit: 0.70 L  
 Data File: 03K1360E.DAT      ID/Wt File: 1.IDW      Lamp Current: 0  
 Technique: HGA      Calib. Type: Linear      Energy: 55  
 -----

Y2K non-compliant software. The date not 4/23/99, should be 4/23/2003.

-----  
 As    ID: AS Position 002    Seq. No.: 00001    A/S Pos.: 0    Date: 04/23/99  
 -----

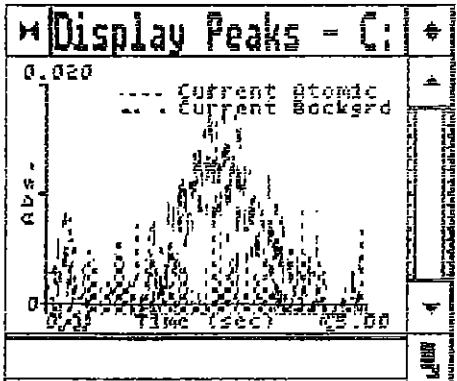
uL dispensed: 5 from 20, 20 from 7  
 Replicate 1      Time: 12:13  
 Peak Area (A-s): 0.260      Peak Height (A): 0.201  
 Background Pk Area (A-s): 0.039      Background Pk Height (A): 0.029  
 Blank Corrected Pk Area (A-s): 0.260



gww 4/23/0

-----  
 As    ID: AS Position 001    Seq. No.: 00002    A/S Pos.: 1    Date: 04/23/99  
 -----

uL dispensed: 5 from 20, 20 from 1  
 Replicate 1      Time: 12:16  
 Peak Area (A-s): -0.007      Peak Height (A): 0.009  
 Background Pk Area (A-s): 0.011      Background Pk Height (A): 0.020  
 Blank Corrected Pk Area (A-s): -0.007

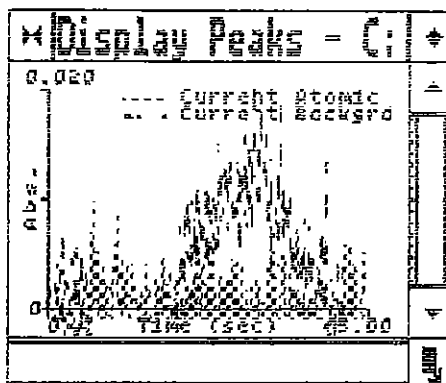


-----  
 As    ID: Calib. Blank    Seq. No.: 00003    A/S Pos.: 1    Date: 04/23/99  
 -----

uL dispensed: 5 from 20, 20 from 1

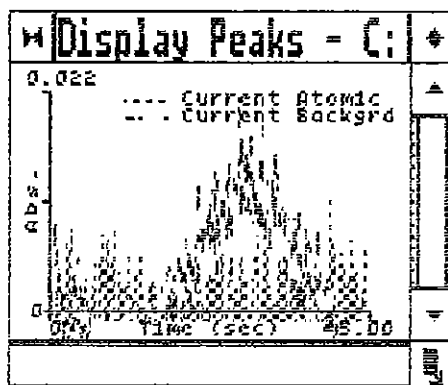
Peak Area (A-s): -0.003  
Background Pk Area (A-s): 0.010  
Blank Corrected Pk Area (A-s): -0.003

Peak Height (A): 0.010  
Background Pk Height (A): 0.020



uL dispensed: 5 from 20, 20 from 1  
Replicate 2  
Peak Area (A-s): -0.003  
Background Pk Area (A-s): 0.010  
Blank Corrected Pk Area (A-s): -0.003

Time: 12:23  
Peak Height (A): 0.012  
Background Pk Height (A): 0.022

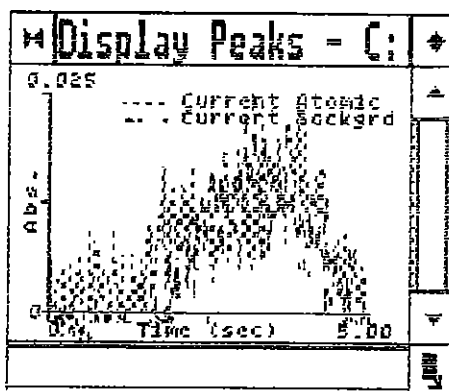


Mean Pk Area (A-s): -0.003      SD: 0.0003      RSD(%): 10.91

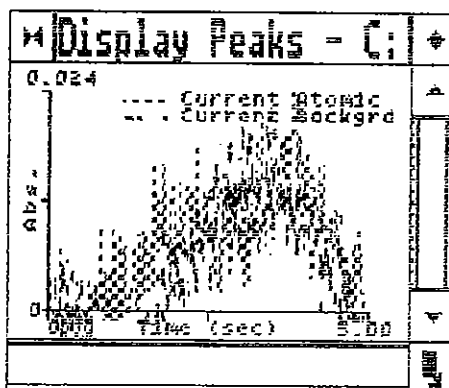
Auto-zero performed.

As ID: 1/2 STD1 1269A      Seq. No.: 00004      A/S Pos.: 4      Date: 04/23/99

uL dispensed: 10 from 0, 5 from 20, 10 from 4  
Replicate 1  
Peak Area (A-s): 0.037  
Background Pk Area (A-s): 0.022  
Blank Corrected Pk Area (A-s): 0.039  
Time: 12:27  
Peak Height (A): 0.023  
Background Pk Height (A): 0.025



uL dispensed: 10 from 0, 5 from 20, 10 from 4  
 Replicate 2 Time: 12:30  
 Peak Area (A-s): 0.035 Peak Height (A): 0.024  
 Background Pk Area (A-s): 0.021 Background Pk Height (A): 0.023  
 Blank Corrected Pk Area (A-s): 0.038

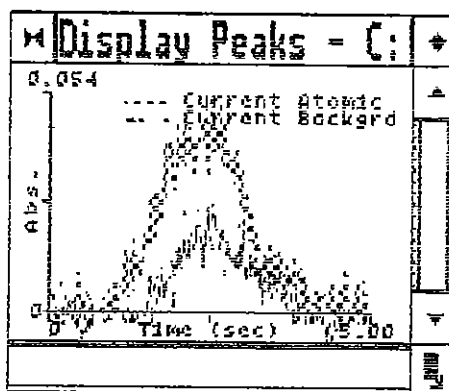


Mean Pk Area (A-s): 0.039 SD: 0.0012 RSD(%): 3.03

Standard number 1 applied. [0.0125]  
 Correlation coefficient: 1.00000 Slope: 3.0809

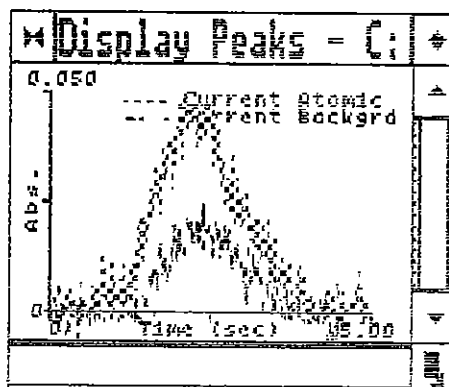
-----  
 As ID: STD1 1259A Seq. No.: 00005 A/S Pos.: 4 Date: 04/23/99

uL dispensed: 5 from 20, 20 from 4  
 Replicate 1 Time: 12:33  
 Peak Area (A-s): 0.074 Peak Height (A): 0.054  
 Background Pk Area (A-s): 0.021 Background Pk Height (A): 0.027  
 Blank Corrected Pk Area (A-s): 0.077  
 Concentration (mg/L ): 0.0250



uL dispensed: 5 from 20, 20 from 4  
 Replicate 2  
 Peak Area (A-s): 0.070  
 Background Pk Area (A-s): 0.020  
 Blank Corrected Pk Area (A-s): 0.073  
 Concentration (mg/L ): 0.0237

Time: 12:36  
 Peak Height (A): 0.050  
 Background Pk Height (A): 0.025



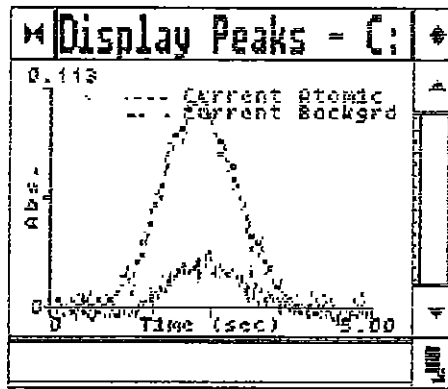
Mean Conc (mg/L ): 0.0243 SD: 0.00092 RSD(%): 3.76

Standard number 2 applied. [0.0250]  
 Correlation coefficient: 0.99938 Slope: 3.0140

As ID: STD2 1269B Seq. No.: 00006 A/S Pos.: 3 Date: 04/23/99

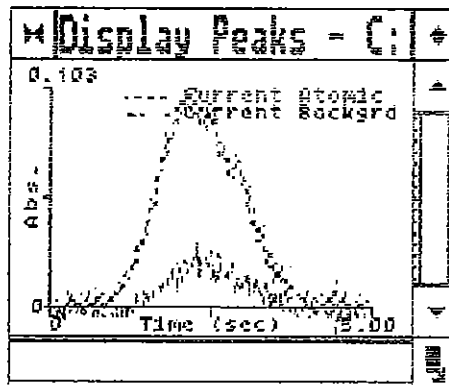
uL dispensed: 5 from 20, 20 from 3  
 Replicate 1  
 Peak Area (A-s): 0.151  
 Background Pk Area (A-s): 0.024  
 Blank Corrected Pk Area (A-s): 0.154  
 Concentration (mg/L ): 0.0510

Time: 12:39  
 Peak Height (A): 0.113  
 Background Pk Height (A): 0.030



uL dispensed: 5 from 20, 20 from 3  
 Replicate 2  
 Peak Area (A-s): 0.152  
 Background Pk Area (A-s): 0.022  
 Blank Corrected Pk Area (A-s): 0.155  
 Concentration (mg/L ): 0.0513

Time: 12:43  
 Peak Height (A): 0.103  
 Background Pk Height (A): 0.030



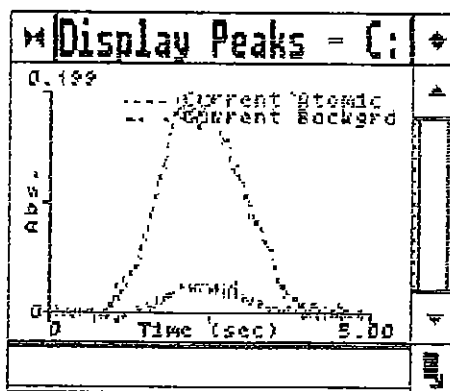
Mean Conc (mg/L ): 0.0512      SD: 0.00022      RSD(%): 0.42

Standard number 3 applied. {0.0500}  
 Correlation coefficient: 0.99972      Slope: 3.0676

-----  
 As ID: STD3 1269C      Seq. No.: 00007      A/S Pos.: 2      Date: 04/23/99

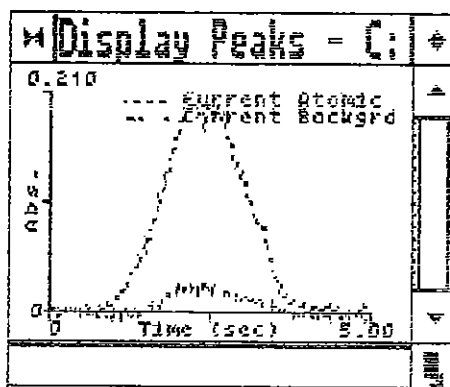
uL dispensed: 5 from 20, 20 from 2  
 Replicate 1  
 Peak Area (A-s): 0.306  
 Background Pk Area (A-s): 0.030  
 Blank Corrected Pk Area (A-s): 0.309  
 Concentration (mg/L ): 0.1007

Time: 12:46  
 Peak Height (A): 0.199  
 Background Pk Height (A): 0.031

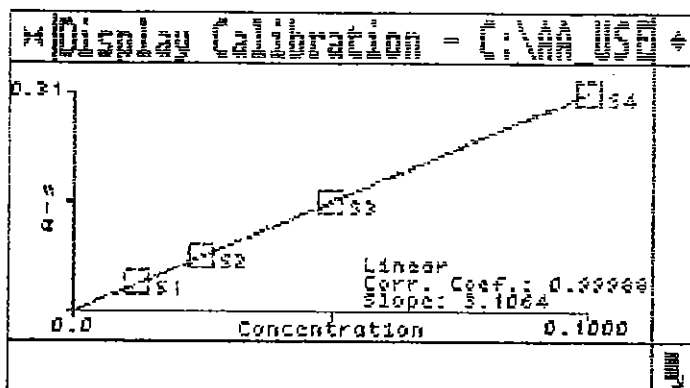


uL dispensed: 5 from 20, 20 from 2  
 Replicate 2  
 Peak Area (A-s): 0.312  
 Background Pk Area (A-s): 0.026  
 Blank Corrected Pk Area (A-s): 0.315  
 Concentration (mg/L ): 0.1026

Time: 12:49  
 Peak Height (A): 0.210  
 Background Pk Height (A): 0.030



Mean Conc (mg/L ): 0.1017 SD: 0.00131 RSD(8): 1.29  
 Standard number 4 applied. [0.1000]  
 Correlation coefficient: 0.99988 Slope: 3.1064



As ID: ICV A1271 Seq. No.: 00008 A/S Pos.: 40 Date: 04/23/99

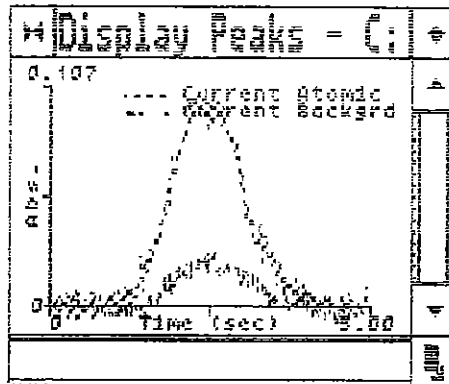
uL dispensed: 5 from 20, 20 from 40

Replicate 1

Time: 13:01

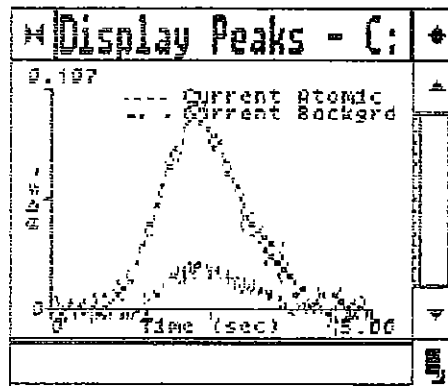
Peak Area (A-s): 0.140  
Background Pk Area (A-s): 0.026  
Blank Corrected Pk Area (A-s): 0.143  
Concentration (mg/L ): 0.0460

Peak Height (A): 0.107  
Background Pk Height (A): 0.028  
Corrected Conc (ppm ): -----



uL dispensed: 5 from 20, 20 from 40  
Replicate 2  
Peak Area (A-s): 0.150  
Background Pk Area (A-s): 0.021  
Blank Corrected Pk Area (A-s): 0.153  
Concentration (mg/L ): 0.0493

Time: 13:05  
Peak Height (A): 0.107  
Background Pk Height (A): 0.026  
Corrected Conc (ppm ): -----



Mean Conc (mg/L ): 0.0476  
Corrected Conc (ppm ): -----

SD: 0.00235  
RSD(%): 4.93

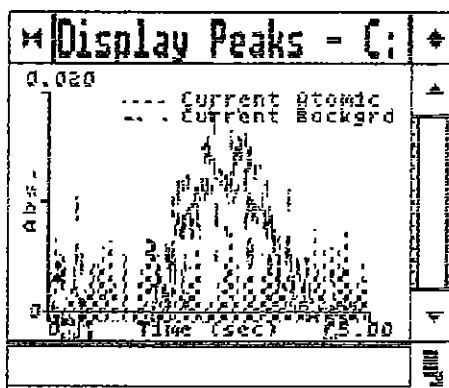
QC sample is within range 0.045 - 0.055

As ID: ICB Seq. No.: 00009 A/S Pos.: 1 Date: 04/23/99

uL dispensed: 5 from 20, 20 from 1  
Replicate 1  
Peak Area (A-s): -0.003  
Background Pk Area (A-s): 0.011  
Blank Corrected Pk Area (A-s): -0.000  
Concentration (mg/L ): -0.0001

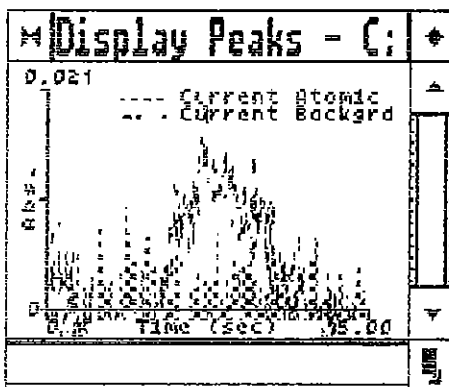
Time: 13:08  
Peak Height (A): 0.011  
Background Pk Height (A): 0.020  
Corrected Conc (ppm ): -----





uL dispensed: 5 from 20, 20 from 1  
 Replicate 2  
 Peak Area (A-s): -0.005  
 Background Pk Area (A-s): 0.009  
 Blank Corrected Pk Area (A-s): -0.002  
 Concentration (mg/L ): -0.0007

Time: 13:11  
 Peak Height (A): 0.010  
 Background Pk Height (A): 0.022  
 Corrected Conc (ppm ): -----



Mean Conc (mg/L ): -0.0004  
 Corrected Conc (ppm ): -----

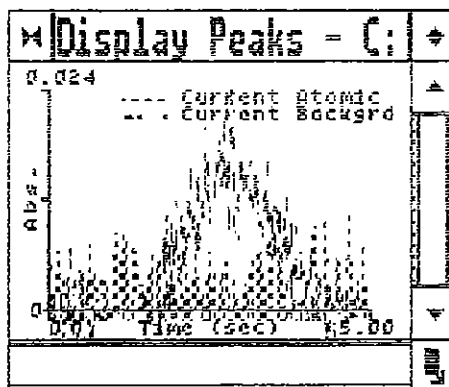
SD: 0.00039 RSD(%): 96.18

QC sample is within range

As ID: M-BL 03M1360 Seq. No.: 00010 A/S Pos.: 5 Date: 04/23/99

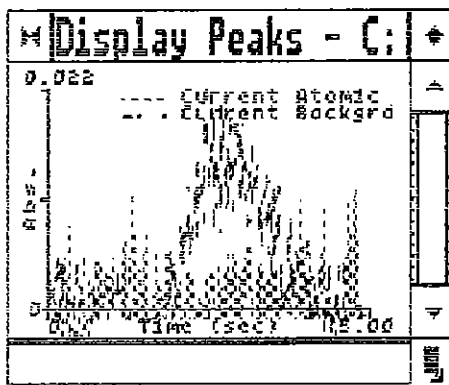
uL dispensed: 5 from 20, 20 from 5  
 Replicate 1  
 Peak Area (A-s): 0.001  
 Background Pk Area (A-s): 0.016  
 Blank Corrected Pk Area (A-s): 0.004  
 Concentration (mg/L ): 0.0013

Time: 13:14  
 Peak Height (A): 0.011  
 Background Pk Height (A): 0.025  
 Corrected Conc (ppm ): 0.0013



uL dispensed: 5 from 20, 20 from 5  
 Replicate 2  
 Peak Area (A-s): 0.001  
 Background Pk Area (A-s): 0.013  
 Blank Corrected Pk Area (A-s): 0.004  
 Concentration (mg/L ): 0.0012

Time: 13:17  
 Peak Height (A): 0.012  
 Background Pk Height (A): 0.022  
 Corrected Conc (ppm ): 0.0012



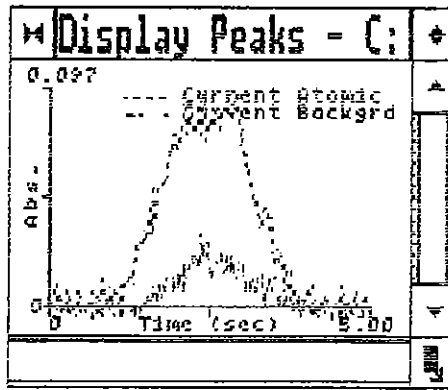
Mean Conc (mg/L ): 0.0013  
 Corrected Conc (ppm ): 0.0013

SD: 0.00010 RSD(%): 7.90

As ID: LCS-03M1360 Seq. No.: 00011 A/S Pos.: 6 Date: 04/23/99

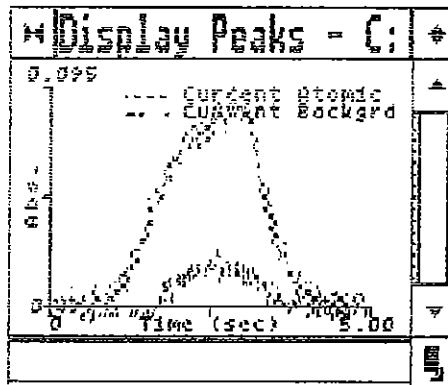
uL dispensed: 5 from 20, 20 from 6  
 Replicate 1  
 Peak Area (A-s): 0.151  
 Background Pk Area (A-s): 0.024  
 Blank Corrected Pk Area (A-s): 0.153  
 Concentration (mg/L ): 0.0494

Time: 13:21  
 Peak Height (A): 0.097  
 Background Pk Height (A): 0.033  
 Corrected Conc (ppm ): 0.0494



uL dispensed: 5 from 20, 20 from 6  
 Replicate 2  
 Peak Area (A-s): 0.158  
 Background Pk Area (A-s): 0.016  
 Blank Corrected Pk Area (A-s): 0.160  
 Concentration (mg/L ): 0.0516

Time: 13:24  
 Peak Height (A): 0.095  
 Background Pk Height (A): 0.025  
 Corrected Conc (ppm ): 0.0516

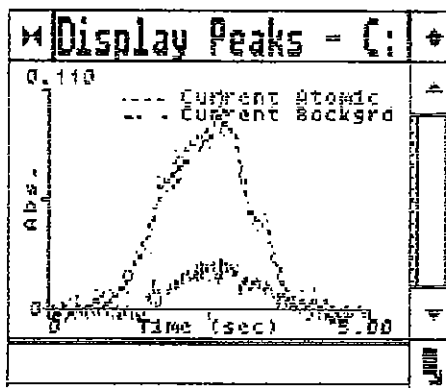


Mean Conc (mg/L ): 0.0505 SD: 0.00157 RSD(%): 3.11  
 Corrected Conc (ppm ): 0.0505

As ID: LCSD-03M1360 Seq. No.: 00012 A/S Pos.: 7 Date: 04/23/99

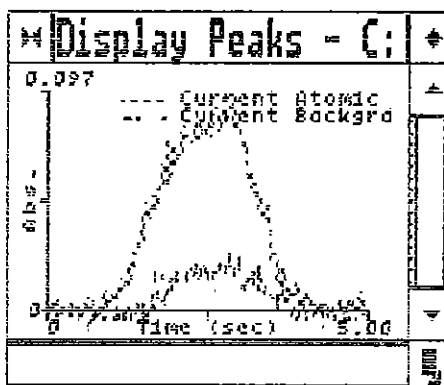
uL dispensed: 5 from 20, 20 from 7  
 Replicate 1  
 Peak Area (A-s): 0.152  
 Background Pk Area (A-s): 0.025  
 Blank Corrected Pk Area (A-s): 0.155  
 Concentration (mg/L ): 0.0499

Time: 13:27  
 Peak Height (A): 0.110  
 Background Pk Height (A): 0.026  
 Corrected Conc (ppm ): 0.0499



uL dispensed: 5 from 20, 20 from 7  
 Replicate 2  
 Peak Area (A-s): 0.152  
 Background Pk Area (A-s): 0.023  
 Blank Corrected Pk Area (A-s): 0.155  
 Concentration (mg/L ): 0.0499

Time: 13:30  
 Peak Height (A): 0.097  
 Background Pk Height (A): 0.025  
 Corrected Conc (ppm ): 0.0499



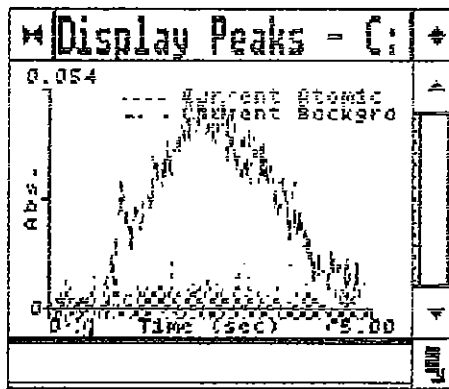
Mean Conc (mg/L ): 0.0499  
 Corrected Conc (ppm ): 0.0499

SD: 0.00001 RSD(%): 0.02

As ID: 2809-4 S F=1 Seq. No.: 00013 A/S Pos.: 8 Date: 04/23/99

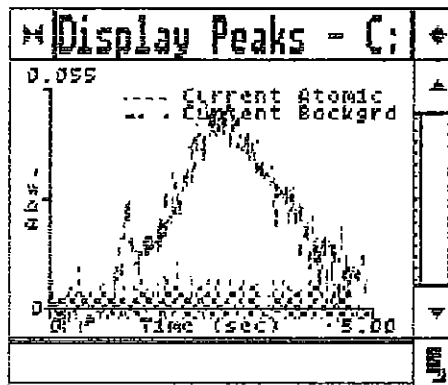
uL dispensed: 5 from 20, 20 from 8  
 Replicate 1  
 Peak Area (A-s): -0.000  
 Background Pk Area (A-s): 0.111  
 Blank Corrected Pk Area (A-s): 0.003  
 Concentration (mg/L ): 0.0008

Time: 13:34  
 Peak Height (A): 0.012  
 Background Pk Height (A): 0.054  
 Corrected Conc (ppm ): 0.0008



uL dispensed: 5 from 20, 20 from 8  
 Replicate 2  
 Peak Area (A-s): 0.005  
 Background Pk Area (A-s): 0.103  
 Blank Corrected Pk Area (A-s): 0.007  
 Concentration (mg/L ): 0.0024

Time: 13:37  
 Peak Height (A): 0.012  
 Background Pk Height (A): 0.055  
 Corrected Conc (ppm ): 0.0024



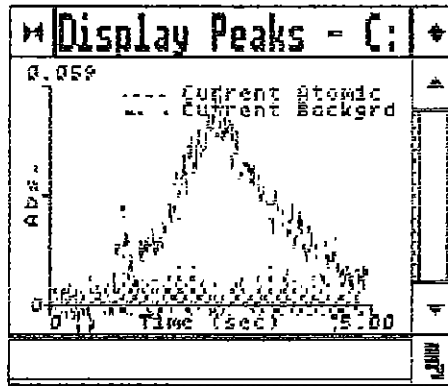
Mean Conc (mg/L ): 0.0016  
 Corrected Conc (ppm ): 0.0016

SD: 0.00112      RSD(%): 69.60

As ID: 2809-4 D F=1      Seq. No.: 00014      A/S Pos.: 9      Date: 04/23/99

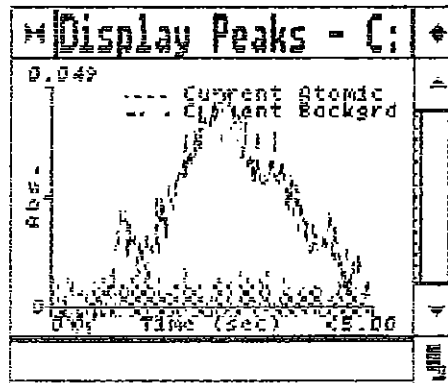
uL dispensed: 5 from 20, 20 from 9  
 Replicate 1  
 Peak Area (A-s): 0.003  
 Background Pk Area (A-s): 0.096  
 Blank Corrected Pk Area (A-s): 0.006  
 Concentration (mg/L ): 0.0019

Time: 13:40  
 Peak Height (A): 0.012  
 Background Pk Height (A): 0.059  
 Corrected Conc (ppm ): 0.0019



uL dispensed: 5 from 20, 20 from 9  
 Replicate 2  
 Peak Area (A-s): 0.001  
 Background Pk Area (A-s): 0.096  
 Blank Corrected Pk Area (A-s): 0.003  
 Concentration (mg/L ): 0.0011

Time: 13:44  
 Peak Height (A): 0.010  
 Background Pk Height (A): 0.049  
 Corrected Conc (ppm ): 0.0011

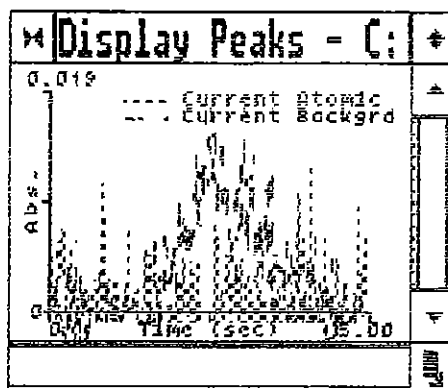


Mean Conc (mg/L ): 0.0015 SD: 0.00051 RSD(%): 34.58  
 Corrected Conc (ppm ): 0.0015

As ID: 2899-4 1/5 F=5 Seq. No.: 00015 A/S Pos.: 10 Date: 04/23/99

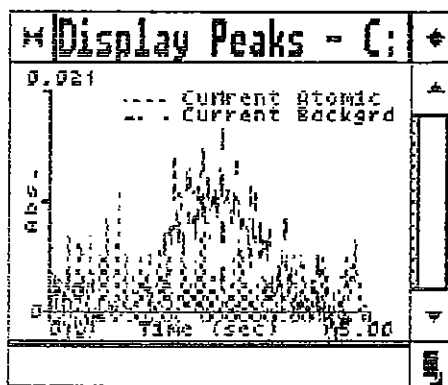
uL dispensed: 5 from 20, 20 from 10  
 Replicate 1  
 Peak Area (A-s): -0.000  
 Background Pk Area (A-s): 0.010  
 Blank Corrected Pk Area (A-s): 0.003  
 Concentration (mg/L ): 0.0009

Time: 13:47  
 Peak Height (A): 0.013  
 Background Pk Height (A): 0.019  
 Corrected Conc (ppm ): 0.004



uL dispensed: 5 from 20, 20 from 10  
 Replicate 2  
 Peak Area (A-s): 0.002  
 Background Pk Area (A-s): 0.013  
 Blank Corrected Pk Area (A-s): 0.004  
 Concentration (mg/L ): 0.0014

Time: 13:50  
 Peak Height (A): 0.012  
 Background Pk Height (A): 0.022  
 Corrected Conc (ppm ): 0.007



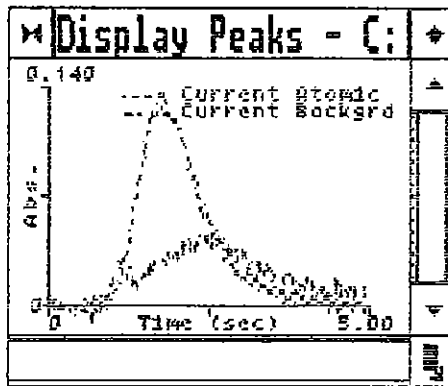
Mean Conc (mg/L ): 0.0011      SD: 0.00036      RSD(%): 32.18  
 Corrected Conc (ppm ): 0.006

-----

As ID: 2809-4 MS F=1      Seq. No.: 00016      A/S Pos.: 11      Date: 04/23/99

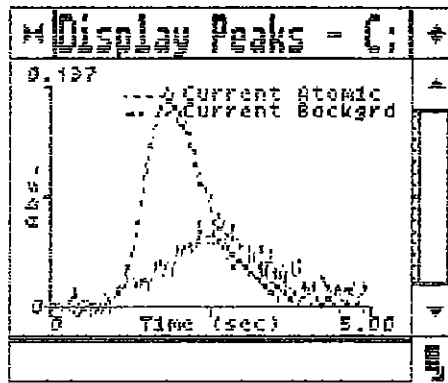
uL dispensed: 5 from 20, 20 from 11  
 Replicate 1  
 Peak Area (A-s): 0.160  
 Background Pk Area (A-s): 0.093  
 Blank Corrected Pk Area (A-s): 0.162  
 Concentration (mg/L ): 0.0523

Time: 13:54  
 Peak Height (A): 0.140  
 Background Pk Height (A): 0.047  
 Corrected Conc (ppm ): 0.0523



uL dispensed: 5 from 20, 20 from 11  
 Replicate 2  
 Peak Area (A-s): 0.162  
 Background Pk Area (A-s): 0.099  
 Blank Corrected Pk Area (A-s): 0.165  
 Concentration (mg/L ): 0.0531

Time: 13:57  
 Peak Height (A): 0.137  
 Background Pk Height (A): 0.054  
 Corrected Conc (ppm ): 0.0531



Mean Conc (mg/L ): 0.0527  
 Corrected Conc (ppm ): 0.0527

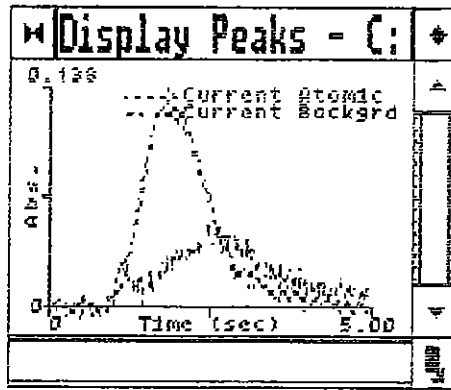
SD: 0.00056      RSD(%): 1.06

-----  
 As ID: 2809-4 MSD F=1    Seq. No.: 00017    A/S Pos.: 12    Date: 04/23/99

uL dispensed: 5 from 20, 20 from 12  
 Replicate 1  
 Peak Area (A-s): 0.164  
 Background Pk Area (A-s): 0.093  
 Blank Corrected Pk Area (A-s): 0.167  
 Concentration (mg/L ): 0.0537

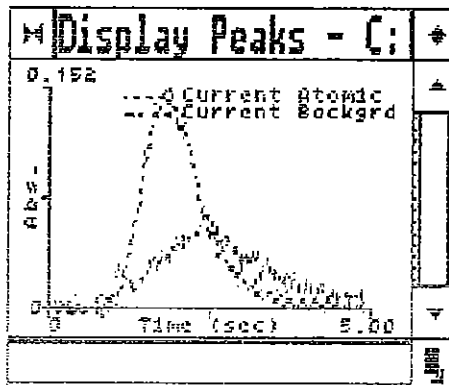
Time: 14:00  
 Peak Height (A): 0.138  
 Background Pk Height (A): 0.052  
 Corrected Conc (ppm ): 0.0537





uL dispensed: 5 from 20, 20 from 12  
 Replicate 2  
 Peak Area (A-s): 0.168  
 Background Pk Area (A-s): 0.112  
 Blank Corrected Pk Area (A-s): 0.171  
 Concentration (mg/L ): 0.0551

Time: 14:03  
 Peak Height (A): 0.152  
 Background Pk Height (A): 0.057  
 Corrected Conc (ppm ): 0.0551



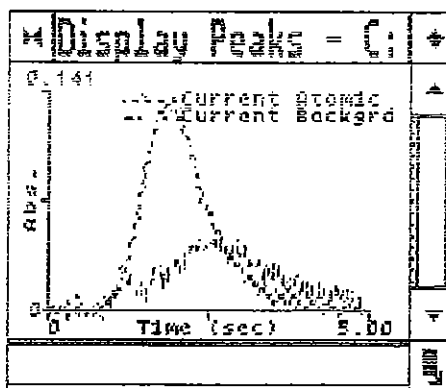
Mean Conc (mg/L ): 0.0544  
 Corrected Conc (ppm ): 0.0544

SD: 0.00100 RSD(%): 1.83

As ID: 2809-4 PS F=1 Seq. No.: 00018 A/S Pos.: 13 Date: 04/23/99

uL dispensed: 5 from 20, 20 from 13  
 Replicate 1  
 Peak Area (A-s): 0.168  
 Background Pk Area (A-s): 0.093  
 Blank Corrected Pk Area (A-s): 0.171  
 Concentration (mg/L ): 0.0551

Time: 14:07  
 Peak Height (A): 0.141  
 Background Pk Height (A): 0.051  
 Corrected Conc (ppm ): 0.0551



uL dispensed: 5 from 20, 20 from 13

Replicate 2

Peak Area (A-s): 0.164

Background Pk Area (A-s): 0.107

Blank Corrected Pk Area (A-s): 0.167

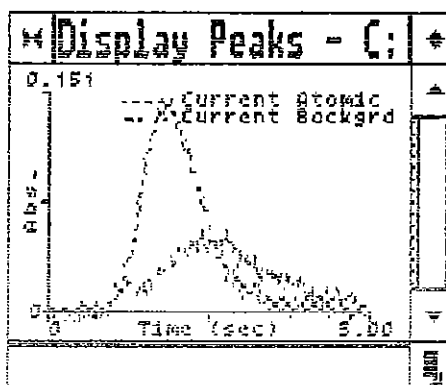
Concentration (mg/L ): 0.0538

Time: 14:10

Peak Height (A): 0.151

Background Pk Height (A): 0.057

Corrected Conc (ppm ): 0.0538



Mean Conc (mg/L ): 0.0544

SD: 0.00092

RSD(%): 1.69

Corrected Conc (ppm ): 0.0544

As ID: 2809-1 F-1

Seq. No.: 00019

A/S Pos.: 14

Date: 04/23/99

uL dispensed: 5 from 20, 20 from 14

Replicate 1

Peak Area (A-s): 0.000

Background Pk Area (A-s): 0.015

Blank Corrected Pk Area (A-s): 0.003

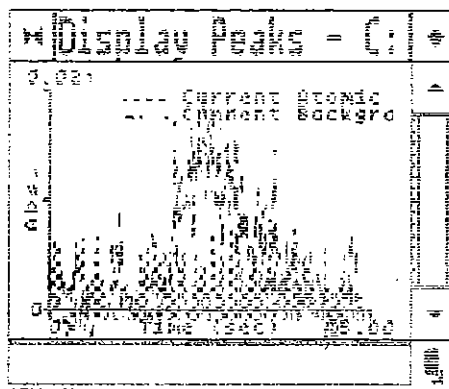
Concentration (mg/L ): 0.0009

Time: 14:13

Peak Height (A): 0.009

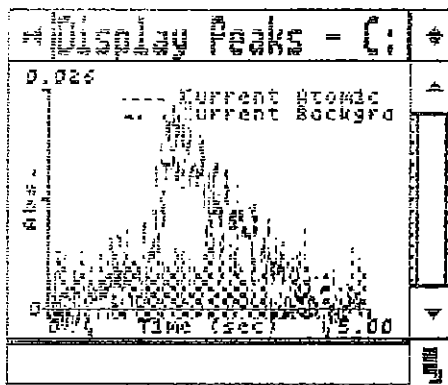
Background Pk Height (A): 0.021

Corrected Conc (ppm ): 0.0009



uL dispensed: 5 from 20, 21 from 14  
 Replicate 2  
 Peak Area (A-s): 0.024  
 Background Pk Area (A-s): 0.024  
 Blank Corrected Pk Area (A-s): 0.007  
 Concentration (mg/L): 0.0021

Time: 14:15  
 Peak Height (A): 0.024  
 Background Pk Height (A): 0.024  
 Corrected Conc (ppm): 0.0021



Mean Conc (mg/L): 0.0015  
 Corrected Conc (ppm): 0.0015

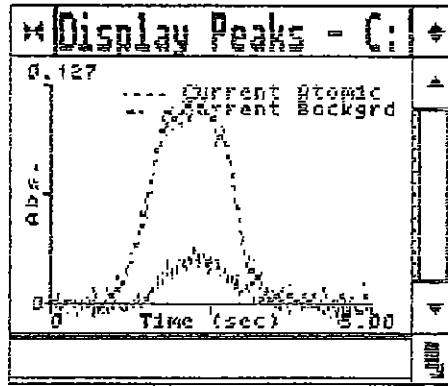
SD: 0.00084

RSD(%): 54.52

As ID: CCV A1271      Seq. No.: 00020      A/S Pos.: 40      Date: 04/23/99

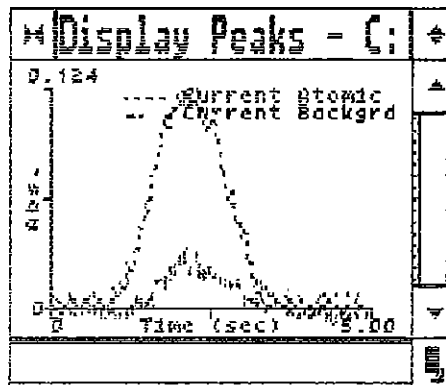
uL dispensed: 5 from 20, 20 from 40  
 Replicate 1  
 Peak Area (A-s): 0.171  
 Background Pk Area (A-s): 0.024  
 Blank Corrected Pk Area (A-s): 0.173  
 Concentration (mg/L): 0.0558

Time: 14:20  
 Peak Height (A): 0.127  
 Background Pk Height (A): 0.033  
 Corrected Conc (ppm): -----



uL dispensed: 5 from 20, 20 from 40  
 Replicate 2  
 Peak Area (A-s): 0.166  
 Background Pk Area (A-s): 0.023  
 Blank Corrected Pk Area (A-s): 0.169  
 Concentration (mg/L ): 0.0544

Time: 14:23  
 Peak Height (A): 0.124  
 Background Pk Height (A): 0.035  
 Corrected Conc (ppm ): -----



Mean Conc (mg/L ): 0.0551  
 Corrected Conc (ppm ): -----

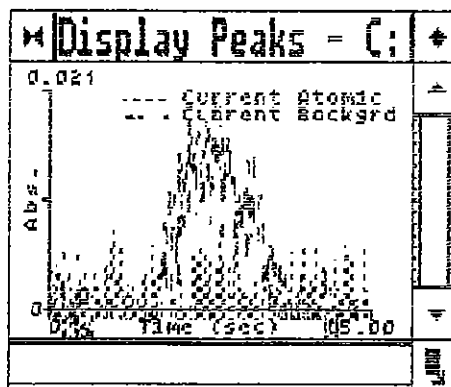
SD: 0.00100 RSD(%): 1.81

QC sample is within range 0.0425 - 0.0575

As ID: CCB Seq. No.: 00021 A/S Pos.: 1 Date: 04/23/99

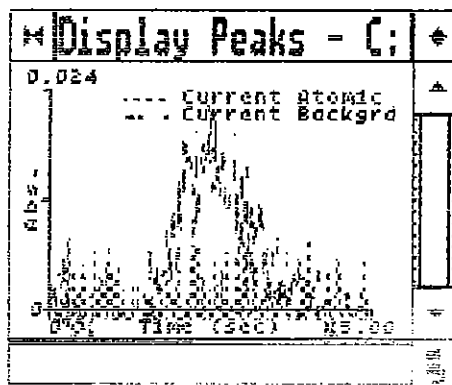
uL dispensed: 5 from 20, 20 from 1  
 Replicate 1  
 Peak Area (A-s): -0.002  
 Background Pk Area (A-s): 0.009  
 Blank Corrected Pk Area (A-s): 0.001  
 Concentration (mg/L ): 0.0002

Time: 14:26  
 Peak Height (A): 0.010  
 Background Pk Height (A): 0.021  
 Corrected Conc (ppm ): -----



uL dispensed: 5 from 20, 20 from 1  
 Replicate 2  
 Peak Area (A-s): -0.003  
 Background Pk Area (A-s): 0.011  
 Blank Corrected Pk Area (A-s): -0.001  
 Concentration (mg/L ): -0.0002

Time: 14:29  
 Peak Height (A): 0.010  
 Background Pk Height (A): 0.024  
 Corrected Conc (ppm ): -----



Mean Conc (mg/L ): 0.0000  
 Corrected Conc (ppm ): -----

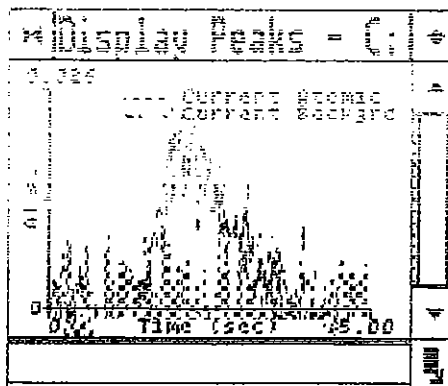
SD: 0.00000

QC sample is within range

As ID: 7504-0-101 Seq No: 00180 A A Pos: 15 Date: 14-03-99

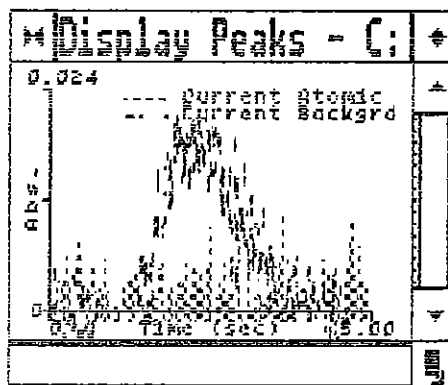
uL dispensed: 5 from 20, 20 from 1  
 Replicate 1  
 Peak Area (A-s): -0.003  
 Background Pk Area (A-s): 0.011  
 Blank Corrected Pk Area (A-s): -0.001  
 Concentration (mg/L ): -0.0002

Time: 14:30  
 Peak Height (A): 0.010  
 Background Pk Height (A): 0.024  
 Corrected Conc (ppm ): -----



uL dispensed: 5 from 20, 20 from 15  
 Replicate 2  
 Peak Area (A-s): -0.002  
 Background Pk Area (A-s): 0.016  
 Blank Corrected Pk Area (A-s): 0.001  
 Concentration (mg/L ): 0.0003

Time: 14:35  
 Peak Height (A): 0.010  
 Background Pk Height (A): 0.024  
 Corrected Conc (ppm ): 0.0003

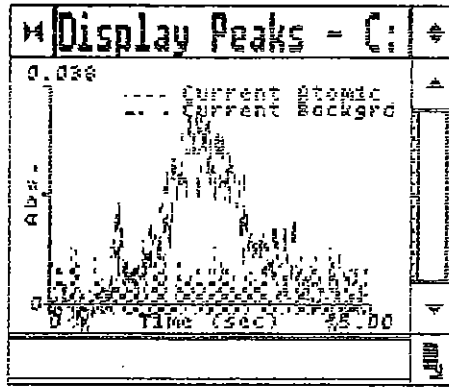


Mean Conc (mg/L ): 0.0001 SD: 0.00021 RSD(%): 158.98  
 Corrected Conc (ppm ): 0.0001

As ID: 2809-3 F=1 Seq. No.: 00023 A/S Pos.: 16 Date: 04/23/99

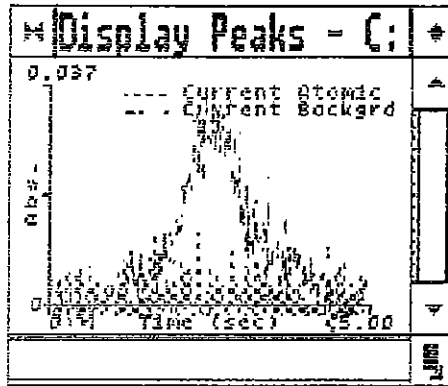
uL dispensed: 5 from 20, 20 from 16  
 Replicate 1  
 Peak Area (A-s): 0.004  
 Background Pk Area (A-s): 0.043  
 Blank Corrected Pk Area (A-s): 0.006  
 Concentration (mg/L ): 0.0021

Time: 14:39  
 Peak Height (A): 0.010  
 Background Pk Height (A): 0.038  
 Corrected Conc (ppm ): 0.0021



uL dispensed: 5 from 20, 20 from 16  
 Replicate 2  
 Peak Area (A-s): 0.002  
 Background Pk Area (A-s): 0.040  
 Blank Corrected Pk Area (A-s): 0.004  
 Concentration (mg/L ): 0.0014

Time: 14:42  
 Peak Height (A): 0.013  
 Background Pk Height (A): 0.037  
 Corrected Conc (ppm ): 0.0014

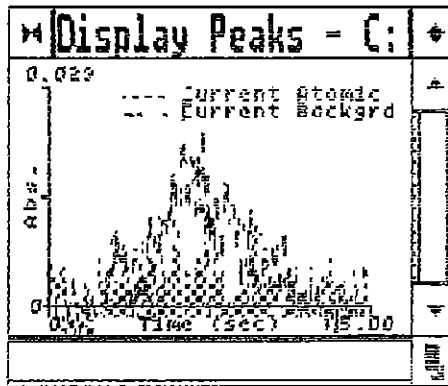


Mean Conc (mg/L ): 0.0017 SD: 0.00049 RSD(%): 28.33  
 Corrected Conc (ppm ): 0.0017

As ID: 2809-5 F=1 Seq. No.: 00024 A/S Pos.: 17 Date: 04/23/99

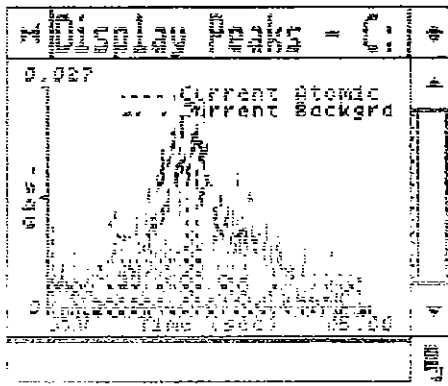
uL dispensed: 5 from 20, 20 from 17  
 Replicate 1  
 Peak Area (A-s): -0.000  
 Background Pk Area (A-s): 0.022  
 Blank Corrected Pk Area (A-s): 0.002  
 Concentration (mg/L ): 0.0007

Time: 14:45  
 Peak Height (A): 0.011  
 Background Pk Height (A): 0.029  
 Corrected Conc (ppm ): 0.0007



uL dispensed: 5 from 20, 20 from 17  
 Replicate 2  
 Peak Area (A-s): 0.003  
 Background Pk Area (A-s): 0.029  
 Blank Corrected Pk Area (A-s): 0.006  
 Concentration (mg/L ): 0.0018

Time: 14:48  
 Peak Height (A): 0.013  
 Background Pk Height (A): 0.027  
 Corrected Conc (ppm ): 0.0018



Peak Area (A-s): 0.003  
 Corrected Conc (ppm ): 0.0018

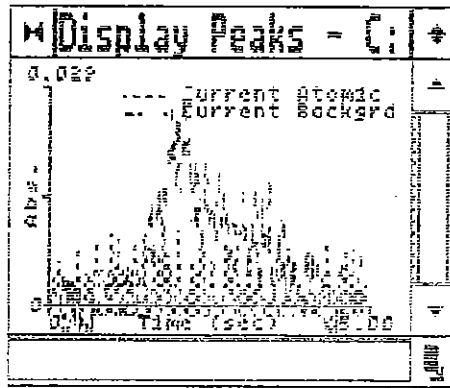
60 0.00078 660(A): 60.30

As ID: 8009-6 P=1 Seq. No.: 00025 A/S Pos.: 18 Date: 04/23/99

uL dispensed: 5 from 20, 20 from 18  
 Replicate 1  
 Peak Area (A-s): 0.003  
 Background Pk Area (A-s): 0.027  
 Blank Corrected Pk Area (A-s): 0.006  
 Concentration (mg/L ): 0.0018

Time: 14:51  
 Peak Height (A): 0.011  
 Background Pk Height (A): 0.029  
 Corrected Conc (ppm ): 0.0018





uL dispensed: 5 from 20, 20 from 19

Replicate 2

Peak Area (A-s): -0.003

Background Pk Area (A-s): 0.023

Blank Corrected Pk Area (A-s): -0.000

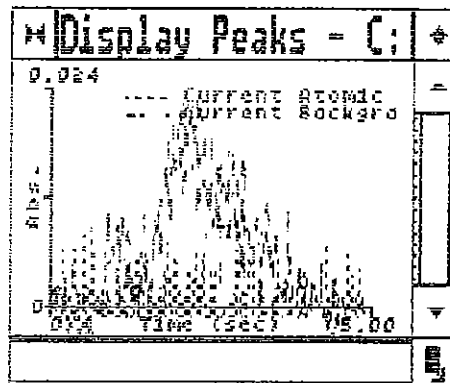
Concentration (mg/L): -0.0000

Time: 14:54

Peak Height (A): 0.009

Background Pk Height (A): 0.024

Corrected Conc (ppm): -0.0000



Mean Conc (mg/L): 0.0009

SD: 0.00130

RSD(%): 143.37

Corrected Conc (ppm): 0.0009

As ID: 2809-7 F=1      Seq. No.: 00026      A/S Pos.: 19      Date: 04/23/99

uL dispensed: 5 from 20, 20 from 19

Replicate 1

Peak Area (A-s): -0.002

Background Pk Area (A-s): 0.022

Blank Corrected Pk Area (A-s): 0.001

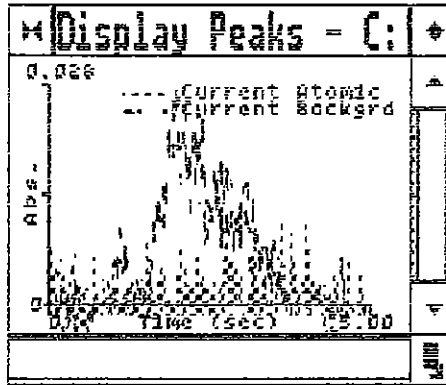
Concentration (mg/L): 0.0003

Time: 14:58

Peak Height (A): 0.013

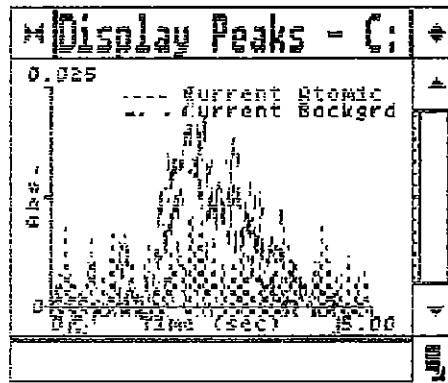
Background Pk Height (A): 0.028

Corrected Conc (ppm): 0.0003



uL dispensed: 5 from 20, 20 from 19  
 Replicate 2  
 Peak Area (A-s): 0.003  
 Background Pk Area (A-s): 0.016  
 Blank Corrected Pk Area (A-s): 0.006  
 Concentration (mg/L ): 0.0019

Time: 15:01  
 Peak Height (A): 0.010  
 Background Pk Height (A): 0.025  
 Corrected Conc (ppm ): 0.0019



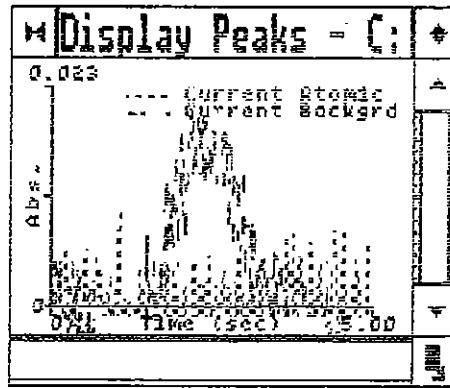
Mean Conc (mg/L ): 0.0011  
 Corrected Conc (ppm ): 0.0011

SD: 0.00114 RSD(%): 106.68

-----  
 As ID: 2809-8 F=1 Seq. No.: 00027 A/S Pos.: 21 Date: 04/23/99

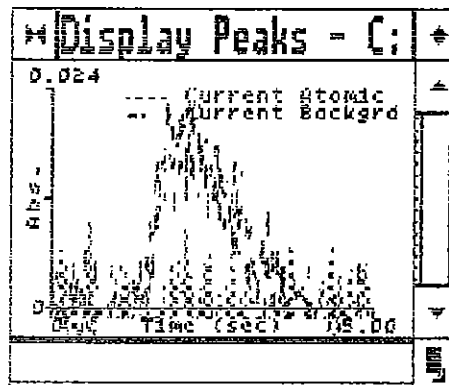
uL dispensed: 5 from 20, 20 from 21  
 Replicate 1  
 Peak Area (A-s): -0.003  
 Background Pk Area (A-s): 0.009  
 Blank Corrected Pk Area (A-s): 0.000  
 Concentration (mg/L ): 0.0000

Time: 15:04  
 Peak Height (A): 0.010  
 Background Pk Height (A): 0.023  
 Corrected Conc (ppm ): 0.0000



uL dispensed: 5 from 20, 20 from 21  
 Replicate 2  
 Peak Area (A-s): -0.007  
 Background Pk Area (A-s): 0.019  
 Blank Corrected Pk Area (A-s): -0.004  
 Concentration (mg/L ): -0.0012

Time: 15:07  
 Peak Height (A): 0.009  
 Background Pk Height (A): 0.024  
 Corrected Conc (ppm ): -0.0012



Mean Conc (mg/L ): -0.0006  
 Corrected Conc (ppm ): -0.0006

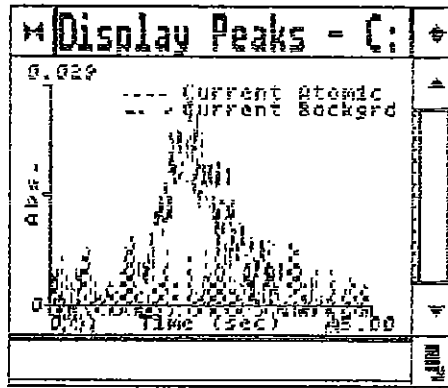
SD: 0.00091

RSD(%): 150.33

As ID: 2819-1 F=1 Seq. No.: 00028 A/S Pos.: 22 Date: 04/23/99

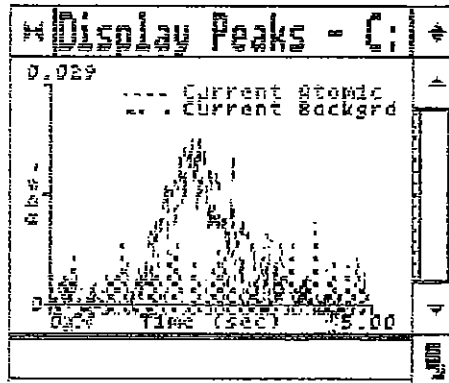
uL dispensed: 5 from 20, 20 from 22  
 Replicate 1  
 Peak Area (A-s): -0.000  
 Background Pk Area (A-s): 0.015  
 Blank Corrected Pk Area (A-s): 0.003  
 Concentration (mg/L ): 0.0009

Time: 15:10  
 Peak Height (A): 0.009  
 Background Pk Height (A): 0.029  
 Corrected Conc (ppm ): 0.0009



uL dispensed: 5 from 20, 20 from 22  
 Replicate 2  
 Peak Area (A-s): 0.001  
 Background Pk Area (A-s): 0.016  
 Blank Corrected Pk Area (A-s): 0.004  
 Concentration (mg/L ): 0.0013

Time: 15:13  
 Peak Height (A): 0.011  
 Background Pk Height (A): 0.029  
 Corrected Conc (ppm ): 0.0013



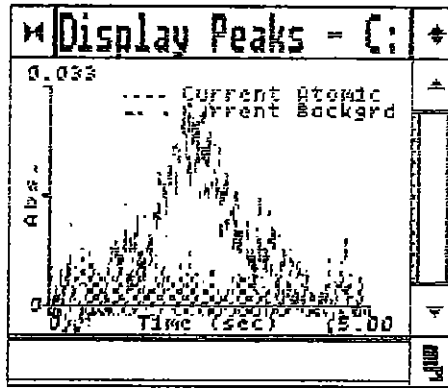
Mean Conc (mg/L ): 0.0011  
 Corrected Conc (ppm ): 0.0011

SD: 0.00028      ESD(%): 26.70

As ID: 2819-2 F=1      Seq. No.: 00029      A/S Pos.: 23      Date: 04/23/99

uL dispensed: 5 from 20, 20 from 23  
 Replicate 1  
 Peak Area (A-s): 0.002  
 Background Pk Area (A-s): 0.036  
 Blank Corrected Pk Area (A-s): 0.005  
 Concentration (mg/L ): 0.0016

Time: 15:16  
 Peak Height (A): 0.009  
 Background Pk Height (A): 0.033  
 Corrected Conc (ppm ): 0.0016



uL dispensed: 5 from 20, 20 from 23

Replicate 2

Peak Area (A-s): 0.003

Background Pk Area (A-s): 0.022

Blank Corrected Pk Area (A-s): 0.006

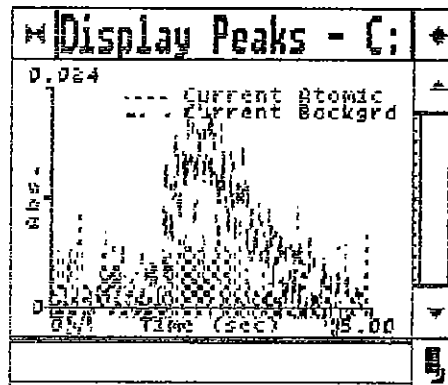
Concentration (mg/L ): 0.9019

Time: 15:20

Peak Height (A): 0.011

Background Pk Height (A): 0.024

Corrected Conc (ppm ): 0.0019



Mean Conc (mg/L ): 0.0017

SD: 0.00018

RSD(%): 10.51

Corrected Conc (ppm ): 0.0017

As ID: 2819-3 F=1 Seq. No.: 00030 A/S Pos.: 24 Date: 04/23/99

uL dispensed: 5 from 20, 20 from 24

Replicate 1

Peak Area (A-s): 0.001

Background Pk Area (A-s): 0.127

Blank Corrected Pk Area (A-s): 0.004

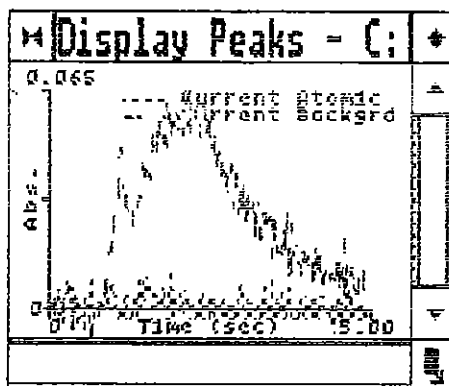
Concentration (mg/L ): 0.9011

Time: 15:23

Peak Height (A): 0.012

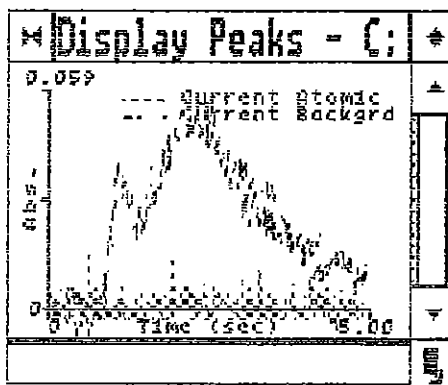
Background Pk Height (A): 0.065

Corrected Conc (ppm ): 0.0011



uL dispensed: 5 from 20, 20 from 24  
 Replicate 2  
 Peak Area (A-s): -0.000  
 Background Pk Area (A-s): 0.115  
 Blank Corrected Pk Area (A-s): 0.002  
 Concentration (mg/L ): 0.0007

Time: 15:26  
 Peak Height (A): 0.016  
 Background Pk Height (A): 0.059  
 Corrected Conc (ppm ): 0.0007



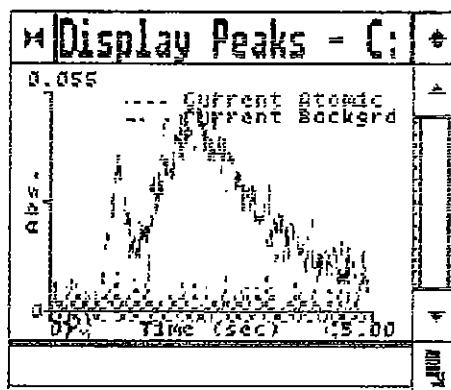
Mean Conc (mg/L ): 0.0009  
 Corrected Conc (ppm ): 0.0009

SD: 0.00028      RSD(%): 29.83

As ID: 2819-3 D F=1      Seq. No.: 00031      A/S Pos.: 25      Date: 04/23/99

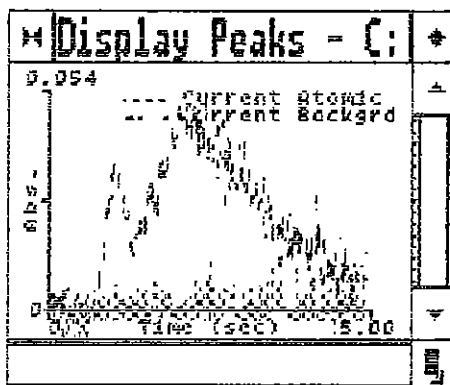
uL dispensed: 5 from 20, 20 from 25  
 Replicate 1  
 Peak Area (A-s): -0.000  
 Background Pk Area (A-s): 0.107  
 Blank Corrected Pk Area (A-s): 0.003  
 Concentration (mg/L ): 0.0009

Time: 15:29  
 Peak Height (A): 0.012  
 Background Pk Height (A): 0.055  
 Corrected Conc (ppm ): 0.0009



uL dispensed: 5 from 20, 20 from 25  
 Replicate 2  
 Peak Area (A-s): -0.001  
 Background Pk Area (A-s): 0.108  
 Blank Corrected Pk Area (A-s): 0.002  
 Concentration (mg/L ): 0.0005

Time: 15:32  
 Peak Height (A): 0.013  
 Background Pk Height (A): 0.054  
 Corrected Conc (ppm ): 0.0005

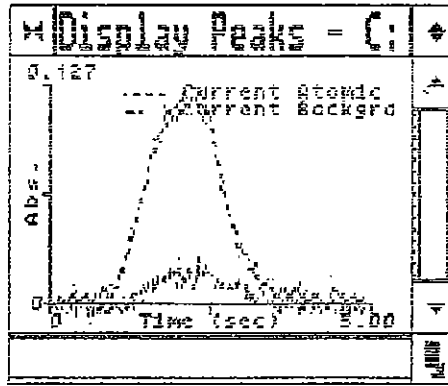


Mean Conc (mg/L ): 0.0007 SD: 0.00025 RSD(%): 35.94  
 Corrected Conc (ppm ): 0.0007

As ID: CCV A1271 Seq. No.: 00032 A/S Pos.: 40 Date: 04/23/99

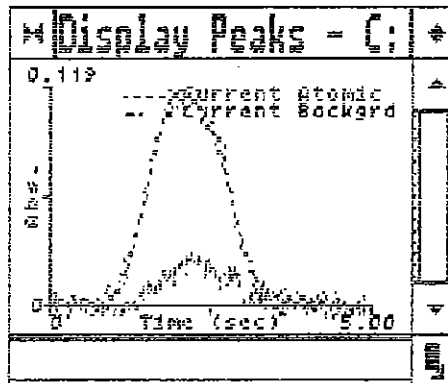
uL dispensed: 5 from 20, 20 from 40  
 Replicate 1  
 Peak Area (A-s): 0.174  
 Background Pk Area (A-s): 0.016  
 Blank Corrected Pk Area (A-s): 0.177  
 Concentration (mg/L ): 0.0570

Time: 15:36  
 Peak Height (A): 0.127  
 Background Pk Height (A): 0.027  
 Corrected Conc (ppm ): -----



uL dispensed: 5 from 20, 20 from 40  
 Replicate 2  
 Peak Area (A-s): 0.162  
 Background Pk Area (A-s): 0.025  
 Blank Corrected Pk Area (A-s): 0.165  
 Concentration (mg/L ): 0.0531

Time: 15:39  
 Peak Height (A): 0.119  
 Background Pk Height (A): 0.030  
 Corrected Conc (ppm ): -----



Mean Conc (mg/L ): 0.0551  
 Corrected Conc (ppm ): -----

SD: 0.00274 RSD(%): 4.97

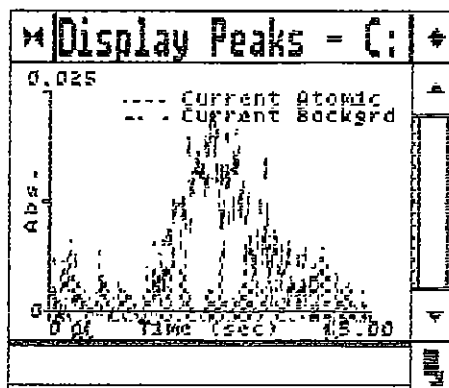
QC sample is within range 0.0425 - 0.0575

As ID: CCB Seq. No.: 00033 A/S Pos.: 1 Date: 04/23/99

uL dispensed: 5 from 20, 20 from 1  
 Replicate 1  
 Peak Area (A-s): -0.004  
 Background Pk Area (A-s): 0.015  
 Blank Corrected Pk Area (A-s): -0.001  
 Concentration (mg/L ): -0.0004

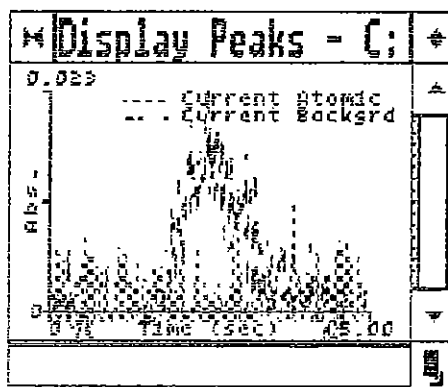
Time: 15:42  
 Peak Height (A): 0.009  
 Background Pk Height (A): 0.025  
 Corrected Conc (ppm ): -----





uL dispensed: 5 from 20, 20 from 1  
 Replicate 2  
 Peak Area (A-s): 0.000  
 Background Pk Area (A-s): 0.010  
 Blank Corrected Pk Area (A-s): 0.003  
 Concentration (mg/L ): 0.0010

Time: 15:45  
 Peak Height (A): 0.012  
 Background Pk Height (A): 0.023  
 Corrected Conc (ppm ): -----



Mean Conc (mg/L ): 0.0003  
 Corrected Conc (ppm ): -----

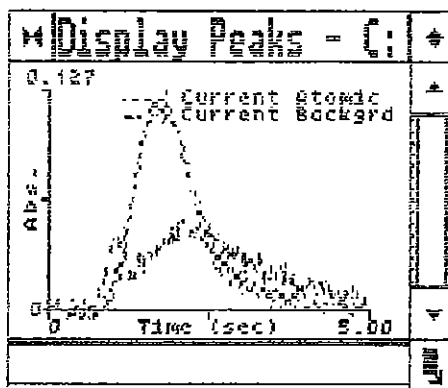
SD: 0.00103 RSD(%): 358.88

QC sample is within range

As ID: 2819-3 MS F=1 Seq. No.: 00034 A/S Pos.: 26 Date: 04/23/99

uL dispensed: 5 from 20, 20 from 26  
 Replicate 1  
 Peak Area (A-s): 0.146  
 Background Pk Area (A-s): 0.111  
 Blank Corrected Pk Area (A-s): 0.149  
 Concentration (mg/L ): 0.0479

Time: 15:48  
 Peak Height (A): 0.127  
 Background Pk Height (A): 0.054  
 Corrected Conc (ppm ): 0.0479



uL dispensed: 5 from 20, 20 from 26

Replicate 2

Peak Area (A-s): 0.150

Background Pk Area (A-s): 0.122

Blank Corrected Pk Area (A-s): 0.152

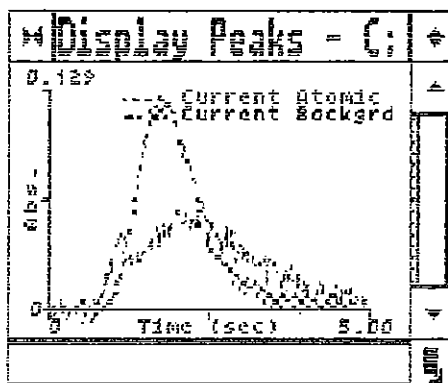
Concentration (mg/L ): 0.0490

Time: 15:52

Peak Height (A): 0.129

Background Pk Height (A): 0.062

Corrected Conc (ppm ): 0.0490



Mean Conc (mg/L ): 0.0484

SD: 0.00081

RSD(%): 1.66

Corrected Conc (ppm ): 0.0484

As ID: 2819-3 MSD F=1 Seq. No.: 00035 A/S Pos.: 27 Date: 04/23/99

uL dispensed: 5 from 20, 20 from 27

Replicate 1

Peak Area (A-s): 0.150

Background Pk Area (A-s): 0.111

Blank Corrected Pk Area (A-s): 0.153

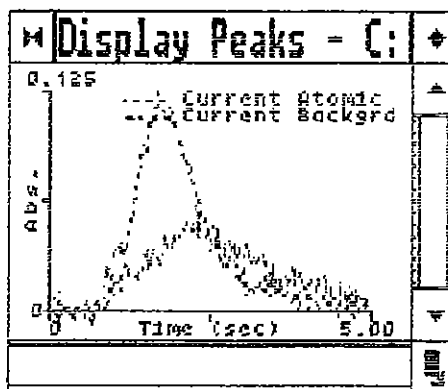
Concentration (mg/L ): 0.0491

Time: 15:55

Peak Height (A): 0.125

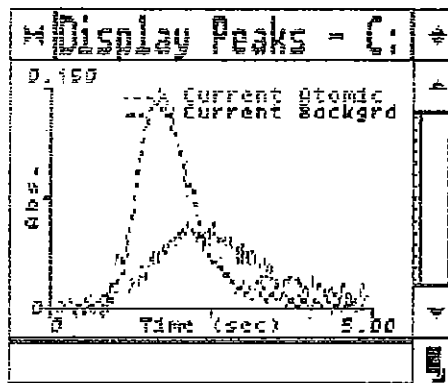
Background Pk Height (A): 0.055

Corrected Conc (ppm ): 0.0491



uL dispensed: 5 from 20, 20 from 27  
 Replicate 2  
 Peak Area (A-s): 0.158  
 Background Pk Area (A-s): 0.115  
 Blank Corrected Pk Area (A-s): 0.161  
 Concentration (mg/L ): 0.0519

Time: 15:58  
 Peak Height (A): 0.150  
 Background Pk Height (A): 0.060  
 Corrected Conc (ppm ): 0.0519



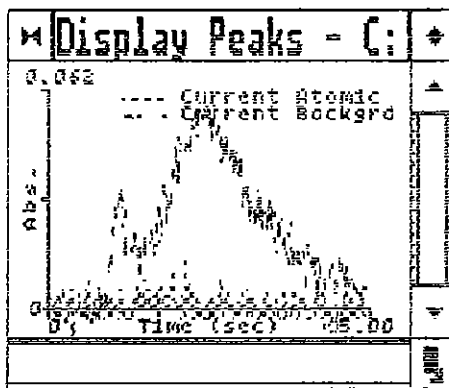
Mean Conc (mg/L ): 0.0505  
 Corrected Conc (ppm ): 0.0505

SD: 0.00196      RSD(%): 3.89

-----  
 As ID: 2819-4 P=1      Seq. No.: 00036      A/S Pos.: 28      Date: 04/23/99

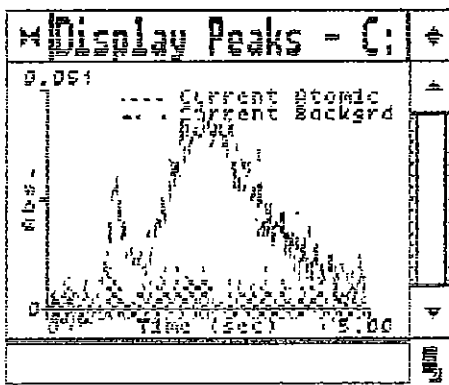
uL dispensed: 5 from 20, 20 from 28  
 Replicate 1  
 Peak Area (A-s): -0.000  
 Background Pk Area (A-s): 0.105  
 Blank Corrected Pk Area (A-s): 0.003  
 Concentration (mg/L ): 0.0008

Time: 16:02  
 Peak Height (A): 0.014  
 Background Pk Height (A): 0.062  
 Corrected Conc (ppm ): 0.0008



uL dispensed: 5 from 20, 20 from 28  
 Replicate 2  
 Peak Area (A-s): 0.004  
 Background Pk Area (A-s): 0.090  
 Blank Corrected Pk Area (A-s): 0.007  
 Concentration (mg/L ): 0.0023

Time: 16:05  
 Peak Height (A): 0.011  
 Background Pk Height (A): 0.051  
 Corrected Conc (ppm ): 0.0023



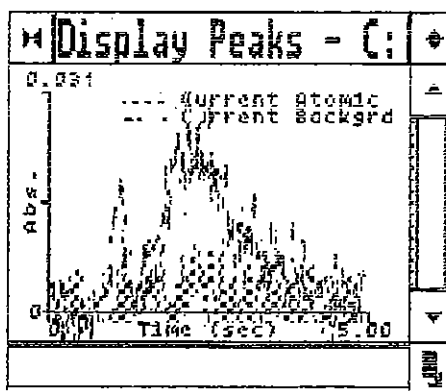
Mean Conc (mg/L ): 0.0015  
 Corrected Conc (ppm ): 0.0015

SD: 0.00103 RSD(%): 66.42

As ID: 2819-5 F=1 Seq. No.: 00037 A/S Pos.: 29 Date: 04/23/99

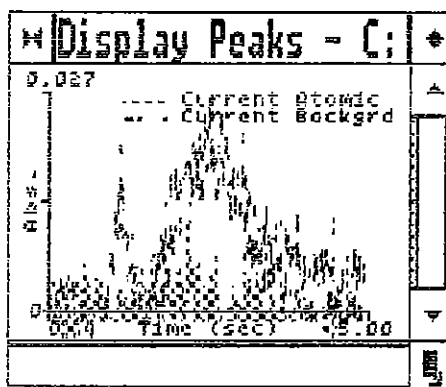
uL dispensed: 5 from 20, 20 from 29  
 Replicate 1  
 Peak Area (A-s): 0.006  
 Background Pk Area (A-s): 0.037  
 Blank Corrected Pk Area (A-s): 0.009  
 Concentration (mg/L ): 0.0029

Time: 16:08  
 Peak Height (A): 0.011  
 Background Pk Height (A): 0.031  
 Corrected Conc (ppm ): 0.0029



uL dispensed: 5 from 20, 20 from 29  
 Replicate 2  
 Peak Area (A-s): -0.002  
 Background Pk Area (A-s): 0.032  
 Blank Corrected Pk Area (A-s): 0.001  
 Concentration (mg/L ): 0.0002

Time: 16:11  
 Peak Height (A): 0.012  
 Background Pk Height (A): 0.027  
 Corrected Conc (ppm ): 0.0002



Mean Conc (mg/L ): 0.0015  
 Corrected Conc (ppm ): 0.0015

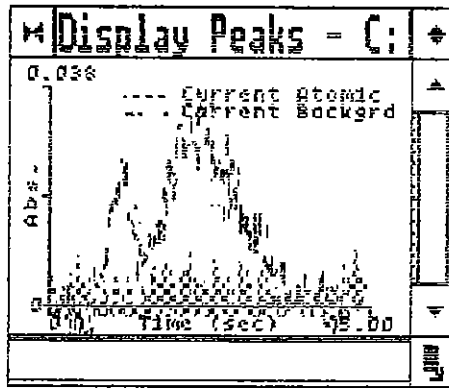
SD: 0.00193

RSD(%): 124.55

As ID: 2819-6 F=1 Seq. No.: 00038 A/S Pos.: 30 Date: 04/23/99

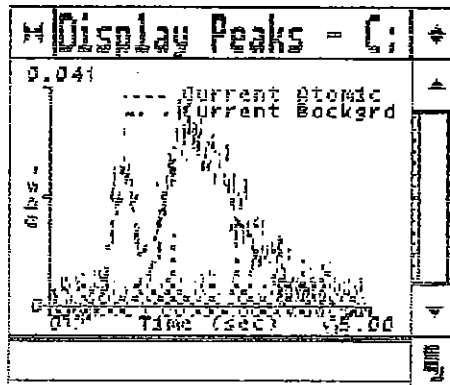
uL dispensed: 5 from 20, 20 from 30  
 Replicate 1  
 Peak Area (A-s): 0.003  
 Background Pk Area (A-s): 0.051  
 Blank Corrected Pk Area (A-s): 0.006  
 Concentration (mg/L ): 0.0018

Time: 16:15  
 Peak Height (A): 0.010  
 Background Pk Height (A): 0.038  
 Corrected Conc (ppm ): 0.0018



uL dispensed: 5 from 20, 20 from 30  
 Replicate 2  
 Peak Area (A-s): 0.003  
 Background Pk Area (A-s): 0.057  
 Blank Corrected Pk Area (A-s): 0.005  
 Concentration (mg/L ): 0.0017

Time: 16:18  
 Peak Height (A): 0.014  
 Background Pk Height (A): 0.042  
 Corrected Conc (ppm ): 0.0017



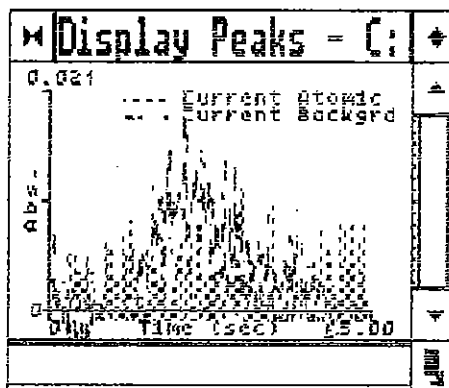
Mean Conc (mg/L ): 0.0017  
 Corrected Conc (ppm ): 0.0017

SD: 0.00004 RSD(%): 2.16

As ID: 2767-1 F=1 Seq. No.: 00039 A/S Pos.: 31 Date: 04/23/99

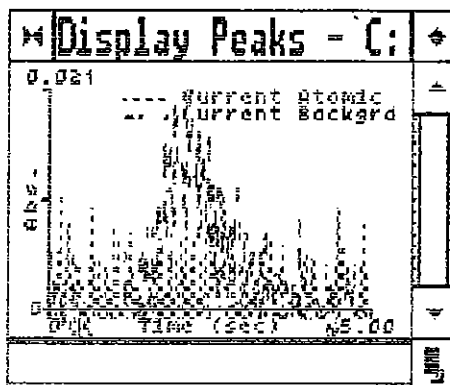
uL dispensed: 5 from 20, 20 from 31  
 Replicate 1  
 Peak Area (A-s): 0.004  
 Background Pk Area (A-s): 0.008  
 Blank Corrected Pk Area (A-s): 0.006  
 Concentration (mg/L ): 0.0021

Time: 16:21  
 Peak Height (A): 0.012  
 Background Pk Height (A): 0.021  
 Corrected Conc (ppm ): 0.0021



uL dispensed: 5 from 20, 20 from 31  
 Replicate 2  
 Peak Area (A-s): 0.002  
 Background Pk Area (A-s): 0.008  
 Blank Corrected Pk Area (A-s): 0.005  
 Concentration (mg/L ): 0.0016

Time: 16:24  
 Peak Height (A): 0.011  
 Background Pk Height (A): 0.022  
 Corrected Conc (ppm ): 0.0016



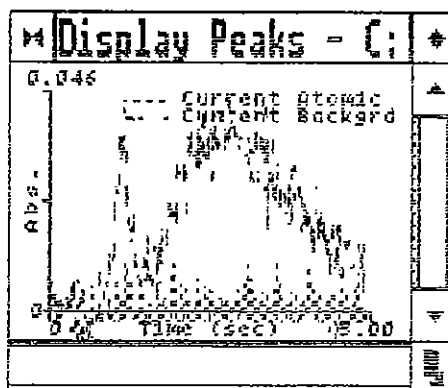
Mean Conc (mg/L ): 0.0018  
 Corrected Conc (ppm ): 0.0018

SD: 0.00034 RSD(%): 18.60

As ID: 2767-2 P=1 Seq. No.: 00040 A/S Pos.: 32 Date: 04/23/99

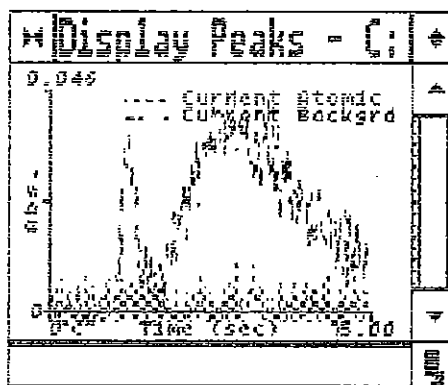
uL dispensed: 5 from 20, 20 from 32  
 Replicate 1  
 Peak Area (A-s): -0.002  
 Background Pk Area (A-s): 0.096  
 Blank Corrected Pk Area (A-s): 0.001  
 Concentration (mg/L ): 0.0003

Time: 16:28  
 Peak Height (A): 0.010  
 Background Pk Height (A): 0.046  
 Corrected Conc (ppm ): 0.0003



uL dispensed: 5 from 20, 20 from 32  
 Replicate 2  
 Peak Area (A-s): 0.002  
 Background Pk Area (A-s): 0.093  
 Blank Corrected Pk Area (A-s): 0.005  
 Concentration (mg/L ): 0.0016

Time: 16:31  
 Peak Height (A): 0.011  
 Background Pk Height (A): 0.046  
 Corrected Conc (ppm ): 0.0016



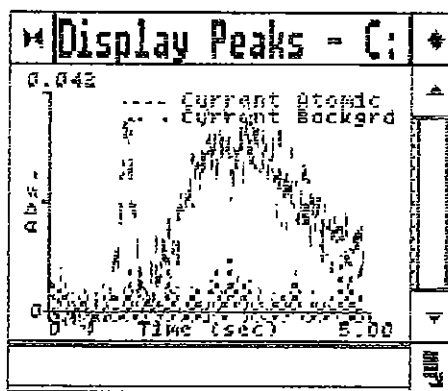
Mean Conc (mg/L ): 0.0009 SD: 0.00091 RSD(%): 99.31  
 Corrected Conc (ppm ): 0.0009

As ID: 2767-3 F=1 Seq. No.: 00041 A/S Pos.: 33 Date: 04/23/99

uL dispensed: 5 from 20, 20 from 33  
 Replicate 1  
 Peak Area (A-s): 0.003  
 Background Pk Area (A-s): 0.083  
 Blank Corrected Pk Area (A-s): 0.006  
 Concentration (mg/L ): 0.0019

Time: 16:34  
 Peak Height (A): 0.011  
 Background Pk Height (A): 0.042  
 Corrected Conc (ppm ): 0.0019





uL dispensed: 5 from 20, 20 from 33

Replicate 2

Peak Area (A-s): 0.002

Background Pk Area (A-s): 0.084

Blank Corrected Pk Area (A-s): 0.005

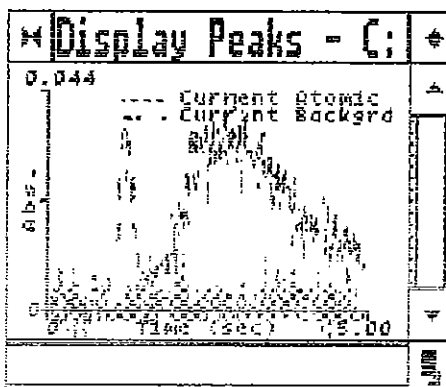
Concentration (mg/L ): 0.0015

Time: 16:37

Peak Height (A): 0.012

Background Pk Height (A): 0.044

Corrected Conc (ppm ): 0.0015



Mean Conc (mg/L ): 0.0017

SD: 0.00024

RSD(%): 14.00

Corrected Conc (ppm ): 0.0017

As ID: 2767-4 F=1

Seq. No.: 00042

A/S Pos.: 34

Date: 04/23/99

uL dispensed: 5 from 20, 20 from 34

Replicate 1

Peak Area (A-s): 0.002

Background Pk Area (A-s): 0.090

Blank Corrected Pk Area (A-s): 0.005

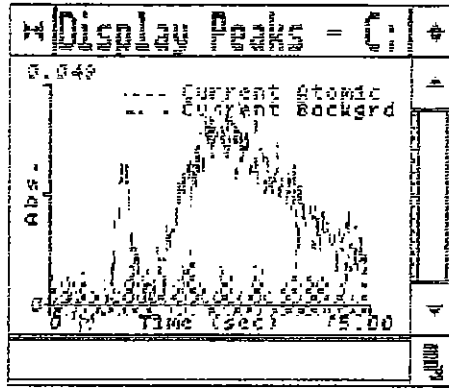
Concentration (mg/L ): 0.0017

Time: 16:40

Peak Height (A): 0.014

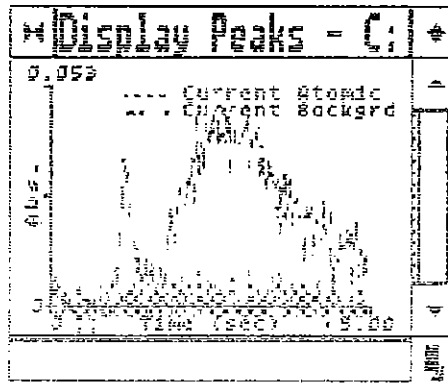
Background Pk Height (A): 0.049

Corrected Conc (ppm ): 0.0017



uL dispensed: 5 from 20, 20 from 34  
 Replicate 2  
 Peak Area (A-s): 0.002  
 Background Pk Area (A-s): 0.099  
 Blank Corrected Pk Area (A-s): 0.004  
 Concentration (mg/L ): 0.0014

Time: 16:43  
 Peak Height (A): 0.010  
 Background Pk Height (A): 0.053  
 Corrected Conc (ppm ): 0.0014



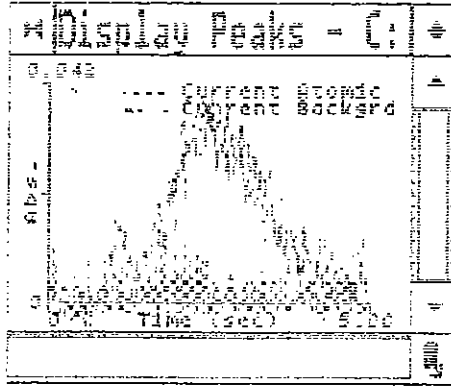
Mean Conc (mg/L ): 0.0015  
 Corrected Conc (ppm ): 0.0016

SD: 0.00021      RSD(%): 14.03

As ID: 2767-6 P=1      Seq. No.: 00040      A/S Pos.: 36      Date: 04/23/99

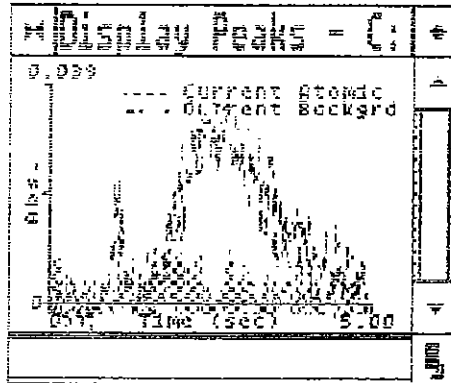
uL dispensed: 5 from 20, 20 from 36  
 Replicate 1  
 Peak Area (A-s): 0.003  
 Background Pk Area (A-s): 0.066  
 Blank Corrected Pk Area (A-s): 0.006  
 Concentration (mg/L ): 0.0019

Time: 16:47  
 Peak Height (A): 0.011  
 Background Pk Height (A): 0.047  
 Corrected Conc (ppm ): 0.0019



uL dispensed: 5 from 20, 20 from 40  
 Replicate 0  
 Peak Area (A-s) 0.008  
 Background Pk Area (A-s) 0.008  
 Blank Corrected Pk Area (A-s) 0.000  
 Concentration (mg/L) 0.0025

Time: 16:50  
 Peak Height (A) 0.038  
 Background Pk Height (A) 0.038  
 Corrected Conc (ppm) 0.0025



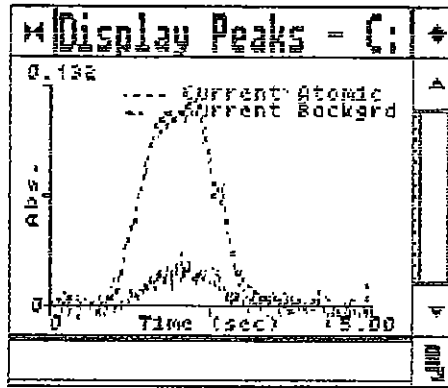
Mean Conc (mg/L) : 0.0022  
 Corrected Conc (ppm) : 0.0022

SD: 0.00043 RSD(%): 19.70

As ID: CCV A1271 Seq. No.: 00044 A/S Pos.: 40 Date: 04/23/99

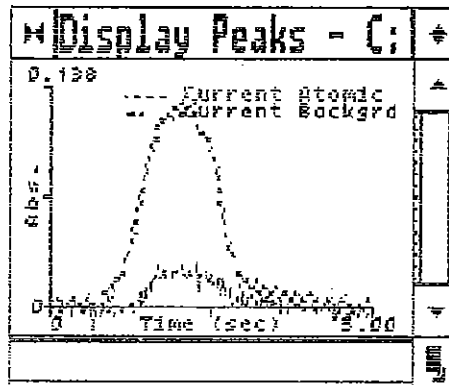
uL dispensed: 5 from 20, 20 from 40  
 Replicate 1  
 Peak Area (A-s) 0.163  
 Background Pk Area (A-s) 0.027  
 Blank Corrected Pk Area (A-s) 0.165  
 Concentration (mg/L) : 0.0533

Time: 16:53  
 Peak Height (A): 0.132  
 Background Pk Height (A): 0.032  
 Corrected Conc (ppm) : -----



uL dispensed: 5 from 20, 20 from 40  
 Replicate 2  
 Peak Area (A-s): 0.177  
 Background Pk Area (A-s): 0.021  
 Blank Corrected Pk Area (A-s): 0.179  
 Concentration (mg/L ): 0.0577

Time: 16:56  
 Peak Height (A): 0.138  
 Background Pk Height (A): 0.031  
 Corrected Conc (ppm ): -----



Mean Conc (mg/L ): 0.0555  
 Corrected Conc (ppm ): -----

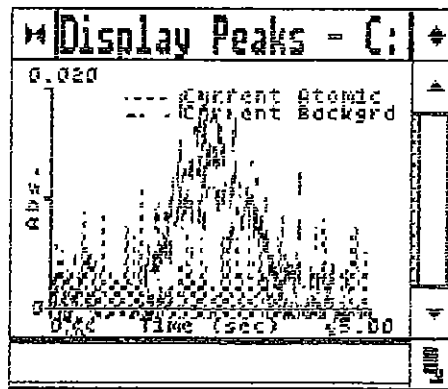
SD: 0.00316 RSD(%): 5.69

QC sample is within range 0.0425 - 0.0575

As ID: CCB Seq. No.: 00045 A/S Pos.: 1 Date: 04/23/99

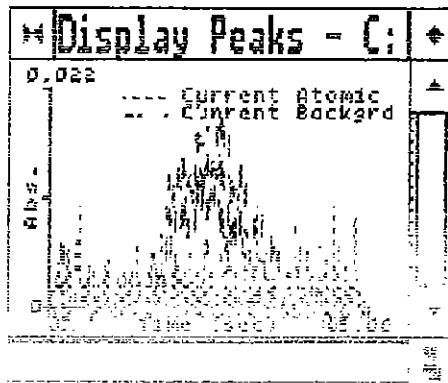
uL dispensed: 5 from 20, 20 from 1  
 Replicate 1  
 Peak Area (A-s): 0.001  
 Background Pk Area (A-s): 0.014  
 Blank Corrected Pk Area (A-s): 0.004  
 Concentration (mg/L ): 0.0013

Time: 16:59  
 Peak Height (A): 0.011  
 Background Pk Height (A): 0.020  
 Corrected Conc (ppm ): -----



uL dispensed: 5 from 20, 20 from 1  
 Replicate 2  
 Peak Area (A-s): 0.000  
 Background Pk Area (A-s): 0.008  
 Blank Corrected Pk Area (A-s): 0.003  
 Concentration (mg/L ): 0.0009

Time: 17:02  
 Peak Height (A): 0.010  
 Background Pk Height (A): 0.022  
 Corrected Conc (ppm ): -----



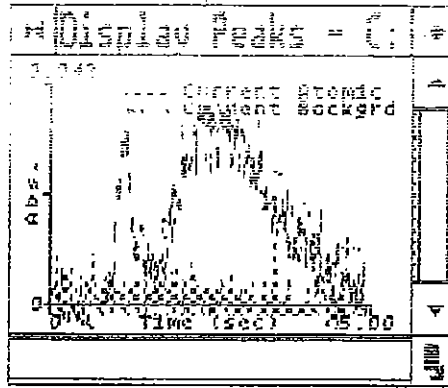
Mean Conc (mg/L) : 0.0009      SD: 0.0000      95% A: 0.0000  
 Corrected Conc (ppm) : -----

(1 sample) is within range

AS ID: 1287-6 Pk1      Seq. No.: 2049      A 3 Pos.: 05      Date: 04/23/99

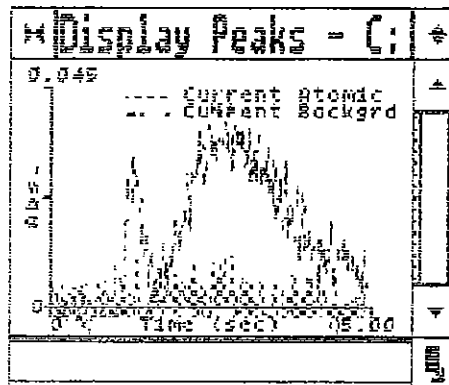
uL dispensed: 5 from 20, 20 from 1  
 Replicate 1  
 Peak Area (A-s): 0.000  
 Background Pk Area (A-s): 0.008  
 Blank Corrected Pk Area (A-s): 0.003  
 Concentration (mg/L ): 0.0009

Time: 17:05  
 Peak Height (A): 0.010  
 Background Pk Height (A): 0.022  
 Corrected Conc (ppm) : 0.0009



uL dispensed: 5 from 20, 20 from 36  
 Replicate 2  
 Peak Area (A-s): 0.002  
 Background Pk Area (A-s): 0.075  
 Blank Corrected Pk Area (A-s): 0.005  
 Concentration (mg/L ): 0.0016

Time: 17:08  
 Peak Height (A): 0.011  
 Background Pk Height (A): 0.045  
 Corrected Conc (ppm ): 0.0016



Mean Conc (mg/L ): 0.0016  
 Corrected Conc (ppm ): 0.0016

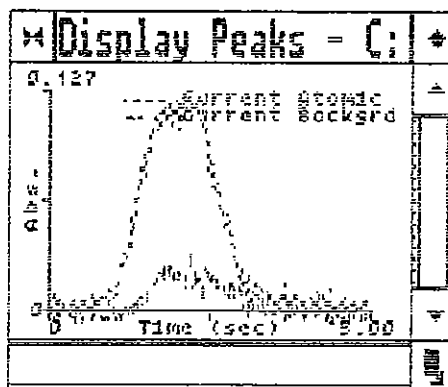
SD: 0.00003

RSD(%): 1.72

As ID: CCV A1271 Seq. No.: 00047 A/S Pos.: 40 Date: 04/23/99

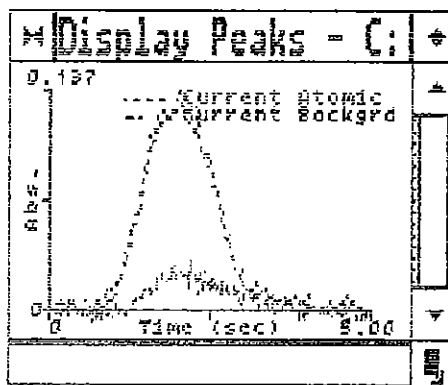
uL dispensed: 5 from 20, 20 from 40  
 Replicate 1  
 Peak Area (A-s): 0.175  
 Background Pk Area (A-s): 0.020  
 Blank Corrected Pk Area (A-s): 0.177  
 Concentration (mg/L ): 0.0571

Time: 17:12  
 Peak Height (A): 0.127  
 Background Pk Height (A): 0.032  
 Corrected Conc (ppm ): -----



uL dispensed: 5 from 20, 20 from 40  
 Replicate 2  
 Peak Area (A-s): 0.174  
 Background Pk Area (A-s): 0.026  
 Blank Corrected Pk Area (A-s): 0.177  
 Concentration (mg/L ): 0.9569

Time: 17:15  
 Peak Height (A): 0.137  
 Background Pk Height (A): 0.035  
 Corrected Conc (ppm ): -----



Mean Conc (mg/L ): 0.0570  
 Corrected Conc (ppm ): -----

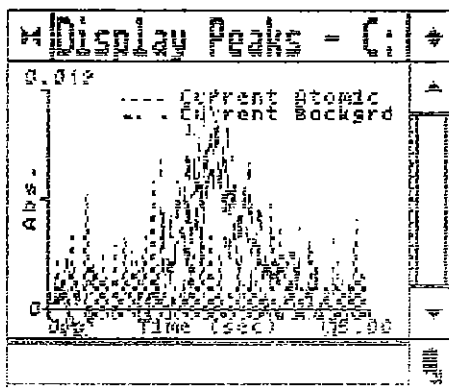
SD: 0.00015 RSD(%) : 0.26

QC sample is within range 0.0425 - 0.0575

As ID: CCB Seq. No.: 00048 A/S Pos.: 1 Date: 04/23/99

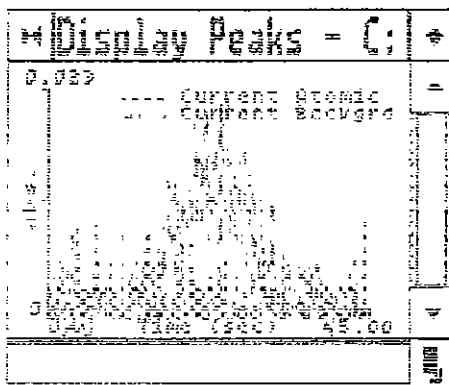
uL dispensed: 5 from 20, 20 from 1  
 Replicate 1  
 Peak Area (A-s): 0.001  
 Background Pk Area (A-s): 0.005  
 Blank Corrected Pk Area (A-s): 0.003  
 Concentration (mg/L ): 0.0011

Time: 17:18  
 Peak Height (A): 0.011  
 Background Pk Height (A): 0.019  
 Corrected Conc (ppm ): -----



uL dispensed: 5 from 20, 20 from 1  
 Replicate 2  
 Peak Area (A-s): -0.001  
 Background Pk Area (A-s): 1.004  
 Blank Corrected Pk Area (A-s): 0.002  
 Concentration (ug/L ): 0.0007

Time: 10:21  
 Peak Height (A): 0.012  
 Background Pk Height (A): 0.020  
 Corrected Conc (ug/L ): -----



Mean Conc (ug/L ): 0.0009 57: 0.00029 RSD(%): 33.28  
 Corrected Conc (ug/L ): -----

QC sample is within range



760 Magnolia Ave. Chino CA 91710

Metal Digestion (3010/3050) Worksheet

Tel: (909) 590-1828 Fax: (909) 590-1498

Batch # 03MPS9 Matrix: W Method used: 3010 A Date: 4/23/03 Digested by: XI Diluted by: YUW  
 Lot #: ASTM Type I water RW1408 HNO<sub>3</sub> 1102120 H<sub>2</sub>SO<sub>4</sub> \_\_\_\_\_ HCl 4102050 H<sub>2</sub>O<sub>2</sub> 023267

OP #	Type	Samp ID /Lot #	X (g or mL)	V <sub>digest</sub> /X = f <sub>1</sub>	V <sub>i</sub> /V <sub>i</sub> = f <sub>2</sub>	V <sub>i</sub> /V <sub>i</sub> = f <sub>3</sub>	F=f <sub>1</sub> f <sub>2</sub> f <sub>3</sub>	Note
3991	Method Blank	Bl. Lot <u>RW1408</u>	<u>50</u>	<u>50</u> /X= <u>1</u>	<u>1</u> =	<u>1</u> =		<u>23 Me</u>
3992	LCS1	Bl. Lot: <u>11</u>		/X=	/ =	/ =		
3993	Sample-1	<u>2809-4</u>		/X=	/ =	/ =		<u>T=95°C</u>
3994	MS1 on S-1	<u>-4</u>		/X=	/ =	/ =		
3995	MS2 on S-1	<u>-4</u>		/X=	/ =	/ =		
3996	Sample 2	<u>-1</u>		/X=	/ =	/ =		
3997	Sample 3	<u>-2</u>		/X=	/ =	/ =		
3998	Sample 4	<u>-3</u>		/X=	/ =	/ =		
3999	Sample 5	<u>-5</u>		/X=	/ =	/ =		
4000	Sample 6	<u>-6</u>		/X=	/ =	/ =		
4001	Sample 7	<u>-7</u>		/X=	/ =	/ =		
4002	Sample 8	<u>-8</u>		/X=	/ =	/ =		
4003	Sample 9	<u>2822-1</u>		/X=	/ =	/ =		
4004	Sample 10	<u>2805-19</u>		/X=	/ =	/ =		<u>F=10 for KNa</u>
4005	LCS2	Bl. Lot <u>RW1408</u>		/X=	/ =	/ =		
4006	Sample 11	<u>2820-5</u>		/X=	/ =	/ =		
4007	Sample 12	<u>-6</u>		/X=	/ =	/ =		
4008	Sample 13	<u>-9</u>		/X=	/ =	/ =		<u>F=10 for KNa</u>
4009	Sample 14	<u>2815-1</u>	↓ ↓ ↓	/X= ↓	/ =	/ =		
4010	Sample 15			/X=	/ =	/ =		
4011	Sample 16			/X=	/ =	/ =		
4012	Sample 17			/X=	/ =	/ =		
4013	Sample 18			/X=	/ =	/ =		
4014	Sample 19			/X=	/ =	/ =		
4015	Sample 20			/X=	/ =	/ =		
4016	Duplicate	<u>2809-4</u>	<u>50</u>	<u>50</u> /X= <u>1</u>	<u>1</u> =	<u>1</u> =		

Specification of matrix spike and lab control spike

QC Type	Spiked Element *	Spike Stock Solution Lot #	Spike Stock (Rep.) Conc. C <sub>s</sub> , µg/mL	Spike Stock Volum Used V <sub>s</sub> mL	Spike Level T'=C <sub>s</sub> V <sub>s</sub> /V ppm or mg/L	Sample Spike T, ppm
MS1	/As/Sb/M <sub>20</sub>	AA- /AA- /AA- /AA- <u>143</u>	/ / / <u>25</u>	/ / / <u>12</u>	/ / /	
MS2	/As/Sb/M <sub>20</sub>	AA- /AA- /AA- /AA- <u>11</u>	/ / /	/ / /	/ / /	
LCS1	/As/Sb/M <sub>20</sub>	AA- /AA- /AA- /AA- <u>142</u>	/ / /	/ / /	/ / /	
LCS2	/As/Sb/M <sub>20</sub>	AA- /AA- /AA- /AA- <u>11</u>	/ / /	/ / /	/ / /	

\* Notation: T - rep. sample spike level. T' - digest solution spike level. T=f T'=C<sub>s</sub>V<sub>s</sub>/X. M20 (or Mj) represents 20 (or j) metals, (see STD logbook).

If digest needs dilution for different metals, use dilution worksheet.

Applied P & Ch Laboratory

3760 Magnolia Ave. Chino CA 91710

Tel: (909) 590-1828 Fax: (909) 590-1498

Metal Digestion (3010/3050) Worksheet

Batch # BMB60 Matrix: W Method used: 3020A Date: 4/23/03 Digested by: KI Diluted by: \_\_\_\_\_

Lot #: ASTM Type I water RW1408 HNO<sub>3</sub> \_\_\_\_\_ H<sub>2</sub>SO<sub>4</sub> \_\_\_\_\_ HCl \_\_\_\_\_ H<sub>2</sub>O<sub>2</sub> \_\_\_\_\_

OP #	Type	Samp ID /Lot #	X (g or mL)	$V_{digest}/X = f_1$	$V_j/V_i = f_2$	$V_j/V_i = f_3$	$F=f_1f_2f_3$	Note
4017	Method Blank	Bl. Lot: <u>RW1408</u>	<u>50</u>	<u>50/X=</u>	<u>1 =</u>	<u>1 =</u>		<u>GFAA - A</u>
4018	LCS1	Bl. Lot: "		<u>/X=</u>	<u>1 =</u>	<u>1 =</u>		<u>T=98°C</u>
4019	Sample-1	<u>2809-4</u>		<u>/X=</u>	<u>1 =</u>	<u>1 =</u>		
4020	MS1 on S-1	<u>4</u>		<u>/X=</u>	<u>1 =</u>	<u>1 =</u>		
4021	MS2 on S-1	<u>4</u>		<u>/X=</u>	<u>1 =</u>	<u>1 =</u>		
4022	Sample 2	<u>1</u>		<u>/X=</u>	<u>1 =</u>	<u>1 =</u>		
4023	Sample 3	<u>2</u>		<u>/X=</u>	<u>1 =</u>	<u>1 =</u>		
4024	Sample 4	<u>3</u>		<u>/X=</u>	<u>1 =</u>	<u>1 =</u>		
4025	Sample 5	<u>5</u>		<u>/X=</u>	<u>1 =</u>	<u>1 =</u>		
4026	Sample 6	<u>6</u>		<u>/X=</u>	<u>1 =</u>	<u>1 =</u>		
4027	Sample 7	<u>7</u>		<u>/X=</u>	<u>1 =</u>	<u>1 =</u>		
4028	Sample 8	<u>8</u>		<u>/X=</u>	<u>1 =</u>	<u>1 =</u>		
4029	Sample 9	<u>2767-1</u>		<u>/X=</u>	<u>1 =</u>	<u>1 =</u>		
4030	Sample 10	<u>2</u>		<u>/X=</u>	<u>1 =</u>	<u>1 =</u>		
4031	LCS2	Bl. Lot: <u>RW1408</u>		<u>/X=</u>	<u>1 =</u>	<u>1 =</u>		
4032	Sample 11	<u>3</u>		<u>/X=</u>	<u>1 =</u>	<u>1 =</u>		
4033	Sample 12	<u>4</u>		<u>/X=</u>	<u>1 =</u>	<u>1 =</u>		
4034	Sample 13	<u>5</u>		<u>/X=</u>	<u>1 =</u>	<u>1 =</u>		
4035	Sample 14	<u>6</u>		<u>/X=</u>	<u>1 =</u>	<u>1 =</u>		
4036	Sample 15	<u>2819-1</u>		<u>/X=</u>	<u>1 =</u>	<u>1 =</u>		
4037	Sample 16	<u>2</u>		<u>/X=</u>	<u>1 =</u>	<u>1 =</u>		
4038	Sample 17	<u>3</u>		<u>/X=</u>	<u>1 =</u>	<u>1 =</u>		<u>MS/MSD</u>
4039	Sample 18	<u>4</u>		<u>/X=</u>	<u>1 =</u>	<u>1 =</u>		
4040	Sample 19	<u>5</u>		<u>/X=</u>	<u>1 =</u>	<u>1 =</u>		
4041	Sample 20	<u>6</u>		<u>/X=</u>	<u>1 =</u>	<u>1 =</u>		
4042	Duplicate	<u>2809-4</u>	<u>✓</u>	<u>✓</u>	<u>✓</u>	<u>✓</u>		

Specification of matrix spike and lab control spike

QC Type	Spiked Element *	Spike Stock Solution Lot #	Spike Stock (Rep.) Conc. C <sub>s</sub> , µg/mL	Spike Stock Volum Used V <sub>s</sub> mL	Spike Level T' = C <sub>s</sub> V <sub>s</sub> /V ppm or mg/L	Sample Spike T, ppm
MS1	<u>/As/Sb/M<sub>20</sub></u>	AA- <u>/AA-10/AA- /AA-</u>	<u>157 /</u>	<u>10.57 /</u>	<u>10.05 /</u>	
MS2	<u>/As/Sb/M<sub>20</sub></u>	AA- <u>/AA-11 /AA- /AA-</u>	<u>/ / /</u>	<u>/ / /</u>	<u>/ / /</u>	
LCS1	<u>/As/Sb/M<sub>20</sub></u>	AA- <u>/AA-11 /AA- /AA-</u>	<u>/ / /</u>	<u>/ / /</u>	<u>/ / /</u>	
LCS2	<u>/As/Sb/M<sub>20</sub></u>	AA- <u>/AA-11 /AA- /AA-</u>	<u>✓ / /</u>	<u>✓ / /</u>	<u>✓ / /</u>	

\* Notation: T - rep. sample spike level. T' - digest solution spike level. T = f T' = C<sub>s</sub>V<sub>s</sub>/X. M<sub>20</sub> (or M<sub>j</sub>) represents 20 (or j) metals, (see STD logbook).

If digest needs dilution for different metals, use dilution worksheet.

Supervisor Initial h/w  
4564

Level C Data Package Deliverables

# Wet Chemistry



Applied P & Ch Laboratory

Applied P & Ch Laboratory  
**Wet Analysis Results for Method SM2320B**

Client Name: GEOFON, Inc.                      Project No: 04-4428.10                      Anal. Method SM2320B  
 Project ID: JPL                                      Service ID: 32809                              Collected by:

Component Name: Bicarbonate  
 CAS No:

Lab ID	Sample ID	Matrix	Coll. Date	Rcv Date	Anal. Date	Batch	Unit	RL	Result	Q
03-2809-1	DUPE-1-2Q03	Water	04/21/03	04/21/03	04/24/03	03W2539	mg/L	2	161	
03-2809-2	EB-2-4/21/03	Water	04/21/03	04/21/03	04/24/03	03W2539	mg/L	2	<2	U
03-2809-3	MW-4-1	Water	04/21/03	04/21/03	04/24/03	03W2539	mg/L	2	179	
03-2809-4	MW-4-2	Water	04/21/03	04/21/03	04/24/03	03W2539	mg/L	2	224	
03-2809-5	MW-4-3	Water	04/21/03	04/21/03	04/24/03	03W2539	mg/L	2	197	
03-2809-6	MW-4-4	Water	04/21/03	04/21/03	04/24/03	03W2539	mg/L	2	147	
03-2809-7	MW-4-5	Water	04/21/03	04/21/03	04/24/03	03W2539	mg/L	2	120	
03-2809-8	SOURCE-2Q03	Water	04/21/03	04/21/03	04/24/03	03W2539	mg/L	2	<2	U
03W2539-MB-01	03W2539-MB-01	Water	04/24/03	04/24/03	04/24/03	03W2539	mg/L	2	<2	U

Not Detected is shown as PQL, with dilution and moisture corrected if applicable.

Note: Q - Qualifier.

Qualifier: U - Not Detected or less than MDL

B - Less than RL (PQL, EQL or CRDL), but greater than MDL.

Applied P & Ch Laboratory  
**Wet Analysis Results for Method SM2320B**

Client Name: GEOFON, Inc.                      Project No: 04-4428.10                      Anal. Method SM2320B  
 Project ID: JPL                                      Service ID: 32809                              Collected by:

Component Name: Carbonate  
 CAS No:

Lab ID	Sample ID	Matrix	Coll. Date	Rcv Date	Anal. Date	Batch	Unit	RL	Result	Q
03-2809-1	DUPE-1-2Q03	Water	04/21/03	04/21/03	04/24/03	03W2539	mg-CaCO <sub>3</sub> /L	2	<2	U
03-2809-2	EB-2-4/21/03	Water	04/21/03	04/21/03	04/24/03	03W2539	mg-CaCO <sub>3</sub> /L	2	<2	U
03-2809-3	MW-4-1	Water	04/21/03	04/21/03	04/24/03	03W2539	mg-CaCO <sub>3</sub> /L	2	<2	U
03-2809-4	MW-4-2	Water	04/21/03	04/21/03	04/24/03	03W2539	mg-CaCO <sub>3</sub> /L	2	<2	U
03-2809-5	MW-4-3	Water	04/21/03	04/21/03	04/24/03	03W2539	mg-CaCO <sub>3</sub> /L	2	<2	U
03-2809-6	MW-4-4	Water	04/21/03	04/21/03	04/24/03	03W2539	mg-CaCO <sub>3</sub> /L	2	<2	U
03-2809-7	MW-4-5	Water	04/21/03	04/21/03	04/24/03	03W2539	mg-CaCO <sub>3</sub> /L	2	10.2	
03-2809-8	SOURCE-2Q03	Water	04/21/03	04/21/03	04/24/03	03W2539	mg-CaCO <sub>3</sub> /L	2	<2	U
03W2539-MB-01	03W2539-MB-01	Water	04/24/03	04/24/03	04/24/03	03W2539	mg-CaCO <sub>3</sub> /L	2	<2	U

Not Detected is shown as PQL, with dilution and moisture corrected if applicable.

Note: Q - Qualifier.

Qualifier: U - Not Detected or less than MDL

B - Less than RL (PQL, EQL or CRDL), but greater than MDL.

Applied P & Ch Laboratory  
**Wet Analysis Results for Method 9040B**

Client Name: GEOFON, Inc.  
 Project ID: JPL

Project No: 04-4428.10  
 Service ID: 32809

Anal. Method 9040B  
 Collected by:

Component Name: pH  
 CAS No: 10-29-7

Lab ID	Sample ID	Matrix	Coll. Date	Rcv Date	Anal. Date	Batch	Unit	RL	Result	Q
03-2809-1	DUPE-1-2Q03	Water	04/21/03	04/21/03	04/21/03	03W2477	pH unit	0.01	7.88	
03-2809-2	EB-2-4/21/03	Water	04/21/03	04/21/03	04/21/03	03W2477	pH unit	0.01	7.85	
03-2809-3	MW-4-1	Water	04/21/03	04/21/03	04/21/03	03W2477	pH unit	0.01	7.28	
03-2809-4	MW-4-2	Water	04/21/03	04/21/03	04/21/03	03W2477	pH unit	0.01	7.05	
03-2809-5	MW-4-3	Water	04/21/03	04/21/03	04/21/03	03W2477	pH unit	0.01	7.58	
03-2809-6	MW-4-4	Water	04/21/03	04/21/03	04/21/03	03W2477	pH unit	0.01	8.01	
03-2809-7	MW-4-5	Water	04/21/03	04/21/03	04/21/03	03W2477	pH unit	0.01	8.47	
03-2809-8	SOURCE-2Q03	Water	04/21/03	04/21/03	04/21/03	03W2477	pH unit	0.01	6.60	
03W2477-MB-01	03W2477-MB-01	Water	04/21/03	04/21/03	04/21/03	03W2477	pH unit	0.01	6.86	

Note: Q - Qualifier.

Qualifier: U - Not Detected or less than MDL

B - Less than RL (PQL, EQL or CRDL), but greater than MDL.

Applied P & Ch Laboratory  
**Wet Analysis Results for Method 160.1**

Client Name: GEOFON, Inc.                      Project No: 04-4428.10                      Anal. Method 160.1  
 Project ID: JPL                                      Service ID: 32809                              Collected by:

Component Name: Solids, Total Dissolved (TDS)  
 CAS No: 10-33-3

Lab ID	Sample ID	Matrix	Coll. Date	Rcv Date	Anal. Date	Batch	Unit	RL	Result	Q
03-2809-1	DUPE-1-2Q03	Water	04/21/03	04/21/03	04/22/03	03W2500	mg/L	10	221	
03-2809-2	EB-2-4/21/03	Water	04/21/03	04/21/03	04/22/03	03W2500	mg/L	10	<10	U
03-2809-3	MW-4-1	Water	04/21/03	04/21/03	04/22/03	03W2500	mg/L	10	244	
03-2809-4	MW-4-2	Water	04/21/03	04/21/03	04/22/03	03W2500	mg/L	10	587	
03-2809-5	MW-4-3	Water	04/21/03	04/21/03	04/22/03	03W2500	mg/L	10	226	
03-2809-6	MW-4-4	Water	04/21/03	04/21/03	04/22/03	03W2500	mg/L	10	191	
03-2809-7	MW-4-5	Water	04/21/03	04/21/03	04/22/03	03W2500	mg/L	10	133	
03-2809-8	SOURCE-2Q03	Water	04/21/03	04/21/03	04/22/03	03W2500	mg/L	10	<10	U
03W2500-MB-01	03W2500-MB-01	Water	04/22/03	04/22/03	04/22/03	03W2500	mg/L	10	<10	U

Not Detected is shown as PQL, with dilution and moisture corrected if applicable.

Note: Q - Qualifier.

Qualifier: U - Not Detected or less than MDL

B - Less than RL (PQL, EQL or CRDL), but greater than MDL.

Applied P & Ch Laboratory  
**Wet Analysis Results for Method 7196**

Client Name: GEOFON, Inc.                      Project No: 04-4428.10                      Anal. Method 7196  
 Project ID: JPL                                      Service ID: 32809                              Collected by:

Component Name: Chromium (VI)  
 CAS No: 1333-82-0

Lab ID	Sample ID	Matrix	Coll. Date	Rcv Date	Anal. Date	Batch	Unit	RL	Result	Q
03-2809-1	DUPE-1-2Q03	Water	04/21/03	04/21/03	04/21/03	03W2476	mg/L	0.01	<0.01	U
03-2809-2	EB-2-4/21/03	Water	04/21/03	04/21/03	04/21/03	03W2476	mg/L	0.01	<0.01	U
03-2809-3	MW-4-1	Water	04/21/03	04/21/03	04/21/03	03W2476	mg/L	0.01	<0.01	U
03-2809-4	MW-4-2	Water	04/21/03	04/21/03	04/21/03	03W2476	mg/L	0.01	<0.01	U
03-2809-5	MW-4-3	Water	04/21/03	04/21/03	04/21/03	03W2476	mg/L	0.01	<0.01	U
03-2809-6	MW-4-4	Water	04/21/03	04/21/03	04/21/03	03W2476	mg/L	0.01	<0.01	U
03-2809-7	MW-4-5	Water	04/21/03	04/21/03	04/21/03	03W2476	mg/L	0.01	<0.01	U
03-2809-8	SOURCE-2Q03	Water	04/21/03	04/21/03	04/21/03	03W2476	mg/L	0.01	<0.01	U
03W2476-MB-01	03W2476-MB-01	Water	04/21/03	04/21/03	04/21/03	03W2476	mg/L	0.01	<0.01	U

Not Detected is shown as PQL, with dilution and moisture corrected if applicable.

Note: Q - Qualifier.

Qualifier: U - Not Detected or less than MDL

B - Less than RL (PQL, EQL or CRDL), but greater than MDL.



Applied P & Ch Laboratory  
**Wet Analysis Results for Method 314.0**

Client Name: GEOFON, Inc.                      Project No: 04-4428.10                      Anal. Method 314.0  
 Project ID: JPL                                      Service ID: 32809                              Collected by:

Component Name: Perchlorate  
 CAS No:

Lab ID	Sample ID	Matrix	Coll. Date	Rcv Date	Anal. Date	Batch	Unit	RL	Result	Q
03-2809-1	DUPE-1-2Q03	Water	04/21/03	04/21/03	04/22/03	03W2496	µg/L	4	<4	U
03-2809-2	EB-2-4/21/03	Water	04/21/03	04/21/03	04/22/03	03W2496	µg/L	4	<4	U
03-2809-3	MW-4-1	Water	04/21/03	04/21/03	04/22/03	03W2496	µg/L	4	<4	U
03-2809-4	MW-4-2	Water	04/21/03	04/21/03	04/22/03	03W2496	µg/L	4	6.6	
03-2809-5	MW-4-3	Water	04/21/03	04/21/03	04/22/03	03W2496	µg/L	4	<4	U
03-2809-6	MW-4-4	Water	04/21/03	04/21/03	04/22/03	03W2496	µg/L	4	<4	U
03-2809-7	MW-4-5	Water	04/21/03	04/21/03	04/22/03	03W2496	µg/L	4	<4	U
03-2809-8	SOURCE-2Q03	Water	04/21/03	04/21/03	04/22/03	03W2496	µg/L	4	<4	U
03W2496-MB-01	03W2496-MB-01	Water	04/22/03	04/22/03	04/22/03	03W2496	µg/L	4	<4	U

Not Detected is shown as PQL, with dilution and moisture corrected if applicable.

Note: Q - Qualifier.

Qualifier: U - Not Detected or less than MDL

B - Less than RL (PQL, EQL or CRDL), but greater than MDL.

# APCL Perchlorate Analysis Report

Sample Name : 2809-01 F=1

Data File Name : C:\DATA\03W2496K\2809-01\_009.DXD

Method File Name : c:\peaknet\method\314-011.met

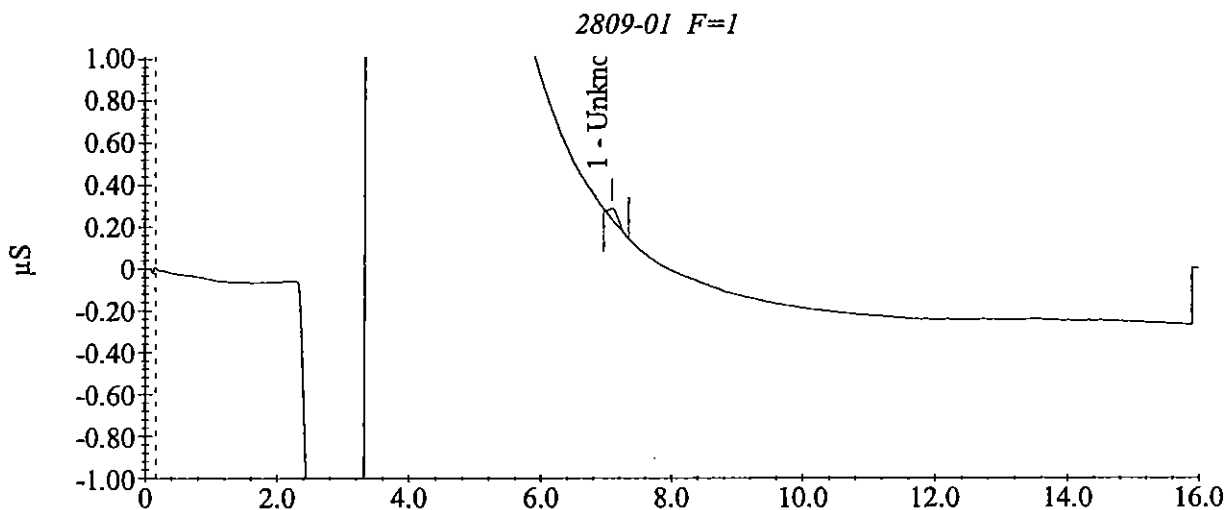
Date Time Collected : 04/22/2003 8:22:16 PM

System Operator : C.W and W.W

Dilution Factor : 1.00

Peak Information : All Components

Peak #	Component Name	Retention Time	Amount (ppb)	Peak Area	Peak Height
--------	----------------	----------------	--------------	-----------	-------------



# APCL Perchlorate Analysis Report

Sample Name : mb

Data File Name : C:\DATA\03W2496K\W2496K K01\_007.DXD

Method File Name : c:\peaknet\method\314-011.met

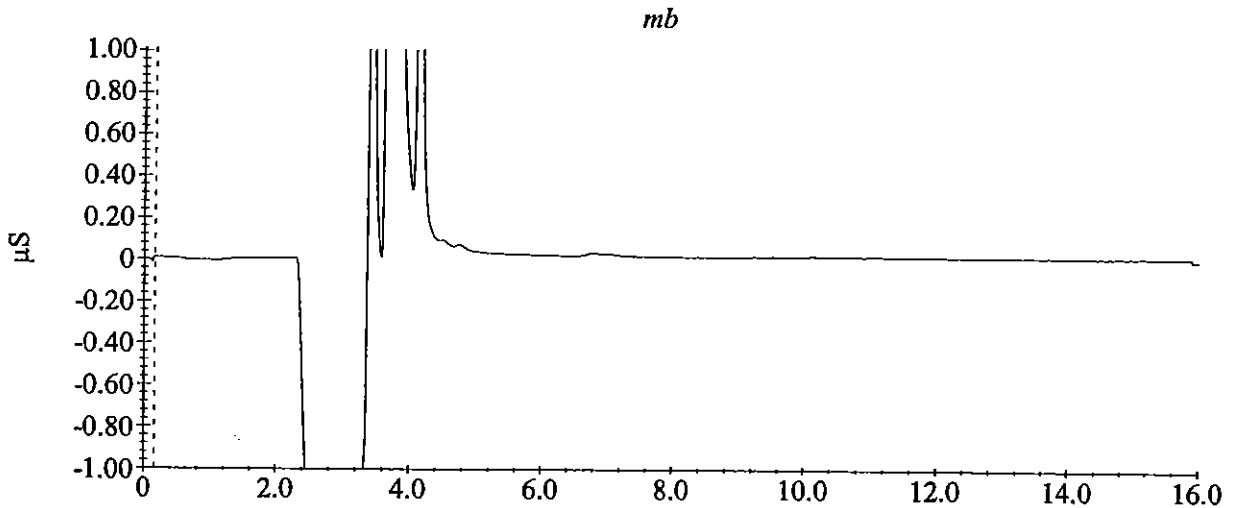
Date Time Collected : 04/22/2003 7:45:08 PM

System Operator : C.W and W.W

Dilution Factor : 1.00

Peak Information : All Components

Peak #	Component Name	Retention Time	Amount (ppb)	Peak Area	Peak Height
--------	----------------	----------------	--------------	-----------	-------------



Applied P & Ch Laboratory  
**Wet Analysis Results for Method 300.0**

Client Name: GEOFON, Inc.                      Project No: 04-4428.10                      Anal. Method 300.0  
 Project ID: JPL                                      Service ID: 32809                              Collected by:

Component Name: Chloride Cl<sup>-</sup>  
 CAS No: 16887-00-6

Lab ID	Sample ID	Matrix	Coll. Date	Rcv Date	Anal. Date	Batch	Unit	RL	Result	Q
03-2809-1	DUPE-1-2Q03	Water	04/21/03	04/21/03	04/22/03	03W2479	mg/L	0.5	24.2	
03-2809-2	EB-2-4/21/03	Water	04/21/03	04/21/03	04/22/03	03W2479	mg/L	0.25	0.25	B
03-2809-3	MW-4-1	Water	04/21/03	04/21/03	04/22/03	03W2479	mg/L	0.4	18.8	
03-2809-4	MW-4-2	Water	04/21/03	04/21/03	04/22/03	03W2479	mg/L	4	95.4	
03-2809-5	MW-4-3	Water	04/21/03	04/21/03	04/22/03	03W2479	mg/L	0.8	27.4	
03-2809-6	MW-4-4	Water	04/21/03	04/21/03	04/22/03	03W2479	mg/L	0.8	22.7	
03-2809-7	MW-4-5	Water	04/21/03	04/21/03	04/22/03	03W2479	mg/L	0.8	22.5	
03-2809-8	SOURCE-2Q03	Water	04/21/03	04/21/03	04/22/03	03W2479	mg/L	0.25	0.21	B
03W2479-MB-01	03W2479-MB-01	Water	04/22/03	04/22/03	04/22/03	03W2479	mg/L	0.2	<0.2	U

Not Detected is shown as PQL, with dilution and moisture corrected if applicable.

Note: Q - Qualifier.

Qualifier: U - Not Detected or less than MDL

B - Less than RL (PQL, EQL or CRDL), but greater than MDL.

Applied P & Ch Laboratory  
**Wet Analysis Results for Method 300.0**

Client Name: GEOFON, Inc.                      Project No: 04-4428.10                      Anal. Method 300.0  
 Project ID: JPL                                      Service ID: 32809                              Collected by:

Component Name: Nitrate as N  
 CAS No: 14797-55-8

Lab ID	Sample ID	Matrix	Coll. Date	Rcv Date	Anal. Date	Batch	Unit	RL	Result	Q
03-2809-1	DUPE-1-2Q03	Water	04/21/03	04/21/03	04/22/03	03W2479	mg/L	0.1	1.7	
03-2809-2	EB-2-4/21/03	Water	04/21/03	04/21/03	04/22/03	03W2479	mg/L	0.05	0.078	
03-2809-3	MW-4-1	Water	04/21/03	04/21/03	04/22/03	03W2479	mg/L	0.08	1.5	
03-2809-4	MW-4-2	Water	04/21/03	04/21/03	04/22/03	03W2479	mg/L	0.8	10.0	
03-2809-5	MW-4-3	Water	04/21/03	04/21/03	04/22/03	03W2479	mg/L	0.16	0.24	
03-2809-6	MW-4-4	Water	04/21/03	04/21/03	04/22/03	03W2479	mg/L	0.16	1.7	
03-2809-7	MW-4-5	Water	04/21/03	04/21/03	04/22/03	03W2479	mg/L	0.16	0.20	
03-2809-8	SOURCE-2Q03	Water	04/21/03	04/21/03	04/22/03	03W2479	mg/L	0.05	0.075	
03W2479-MB-01	03W2479-MB-01	Water	04/22/03	04/22/03	04/22/03	03W2479	mg/L	0.04	<0.04	U

Not Detected is shown as PQL, with dilution and moisture corrected if applicable.

Note: Q - Qualifier.

Qualifier: U - Not Detected or less than MDL

B - Less than RL (PQL, EQL or CRDL), but greater than MDL.

Applied P & Ch Laboratory  
**Wet Analysis Results for Method 300.0**

Client Name: GEOFON, Inc.                      Project No: 04-4428.10                      Anal. Method 300.0  
 Project ID: JPL                                      Service ID: 32809                              Collected by:

Component Name: Sulfate  $\text{SO}_4^{--}$   
 CAS No: 14808-79-8

Lab ID	Sample ID	Matrix	Coll. Date	Rcv Date	Anal. Date	Batch	Unit	RL	Result	Q
03-2809-1	DUPE-1-2Q03	Water	04/21/03	04/21/03	04/22/03	03W2479	mg/L	1.3	9.5	
03-2809-2	EB-2-4/21/03	Water	04/21/03	04/21/03	04/22/03	03W2479	mg/L	0.63	0.73	
03-2809-3	MW-4-1	Water	04/21/03	04/21/03	04/22/03	03W2479	mg/L	1	40.7	
03-2809-4	MW-4-2	Water	04/21/03	04/21/03	04/22/03	03W2479	mg/L	10	124	
03-2809-5	MW-4-3	Water	04/21/03	04/21/03	04/22/03	03W2479	mg/L	2	2.3	
03-2809-6	MW-4-4	Water	04/21/03	04/21/03	04/22/03	03W2479	mg/L	2	10.2	
03-2809-7	MW-4-5	Water	04/21/03	04/21/03	04/22/03	03W2479	mg/L	2	8.2	
03-2809-8	SOURCE-2Q03	Water	04/21/03	04/21/03	04/22/03	03W2479	mg/L	0.63	<0.63	U
03W2479-MB-01	03W2479-MB-01	Water	04/22/03	04/22/03	04/22/03	03W2479	mg/L	0.5	<0.5	U

Not Detected is shown as PQL, with dilution and moisture corrected if applicable.

Note: Q - Qualifier.

Qualifier: U - Not Detected or less than MDL

B - Less than RL (PQL, EQL or CRDL), but greater than MDL.