



Technical Memorandum

First Quarter 2006 Groundwater Monitoring Results

National Aeronautics and Space Administration, Jet Propulsion Laboratory, Pasadena, California

FINAL

June 21, 2006

This technical memorandum documents the results of the first quarter 2006 groundwater sampling event completed as part of the long-term groundwater monitoring program at the National Aeronautics and Space Administration (NASA) Jet Propulsion Laboratory (JPL). This sampling event was conducted from March 6 through April 3, 2006.

INTRODUCTION

During the first quarter 2006 sampling event, groundwater samples were collected from 22 JPL monitoring wells (MWs), both on- and off-facility, and analyzed for volatile organic compounds (VOCs), total chromium, hexavalent chromium [Cr(VI)], and perchlorate. MW-2 has not been sampled since it was replaced with well MW-14. For this technical memorandum, the groundwater monitoring wells have been grouped into four categories: on-facility source area wells (MW-7, MW-13, MW-16, and MW-24); other on-facility wells (MW-6, MW-8, MW-11, MW-22, and MW-23); perimeter off-facility wells (MW-1, MW-3, MW-4, MW-5, MW-9, MW-10, MW-12, MW-14, and MW-15); and off-facility wells (MW-17, MW-18, MW-19, MW-20, MW-21, MW-25, and MW-26). In accordance with the approved sampling schedule, samples were not collected from wells MW-1, MW-9, and MW-15 during this quarterly monitoring event.

Groundwater samples were shipped to Laucks Laboratories, Inc. (Laucks) in Seattle, Washington, and Applied Physics and Chemistry Laboratory (APCL) in Chino, California, for chemical analysis. APCL is certified by the California Department of Health Services (DHS). Sample collection procedures and sample analyses were conducted in accordance with the approved *Work Plan for Performing a Remedial Investigation/Feasibility Study*¹. No data were rejected for non-compliance with method requirements during the course of validation and no data were qualified as unusable.

Table 1 summarizes analytical results for VOCs and perchlorate and Table 2 summarizes analytical results for metals. Table 3 summarizes VOC and perchlorate concentrations in production wells located near the JPL facility.

Figure 1 shows the location of all JPL monitoring wells. Figure 2 shows the concentration of carbon tetrachloride in groundwater, and Figure 3 shows the horizontal and vertical extent of carbon tetrachloride from wells MW-16 to MW-20. Figure 4 shows the concentration of trichloroethene (TCE) in groundwater, and Figure 5 shows the horizontal and vertical extent of TCE in groundwater. Figure 6 shows the concentration of tetrachloroethene (PCE) in groundwater. Figure 7 shows the concentration of perchlorate in groundwater, and Figure 8 shows the horizontal and vertical extent of perchlorate from wells MW-16 to MW-20. Figure 9 shows groundwater elevation contours and groundwater flow directions.

¹ Ebasco. 1993. *Work Plan for Performing a Remedial Investigation/Feasibility Study*, National Aeronautics and Space Administration Jet Propulsion Laboratory, Pasadena, California. December.

ON-FACILITY SOURCE AREA WELLS

On-facility source area wells consist of wells which historically contained the highest concentration of site-related chemicals. This group of wells is located within the JPL facility (on-facility) and consists of monitoring wells MW-7, MW-13, MW-16 and MW-24.

PERCHLORATE ANALYTICAL RESULTS

- Concentrations of perchlorate in excess of the DHS Notification Level (6.0 µg/L) were reported in samples collected from all of the on-facility source area wells (MW-7, MW-13, MW-16, and MW-24 [Screens 1 and 2]).
- Comparing results from the fourth quarter 2005 and the first quarter 2006, perchlorate concentrations in well MW-24 increased in Screen 1 (104 µg/L to 230 µg/L) and decreased slightly in Screen 2 (71.5 µg/L to 62.0 µg/L). However, perchlorate concentrations in this well continue to remain at levels significantly below those observed during the period between July 2003 and April 2005 when perchlorate concentrations ranged from 1,120 to 4,880 µg/L (Screen 1).
- Perchlorate concentrations in MW-16 decreased from last quarter (13,100 µg/L to 12,000 µg/L).
- Perchlorate concentrations in MW-13 decreased from last quarter (1,410 µg/L to 1,100 µg/L).
- Perchlorate levels in wells MW-13 and MW-16 remain elevated in relation to historical levels; however, chemicals in groundwater in the vicinity of these wells will be addressed as part of the OU-1 treatment system expansion planned for Summer/Fall 2006.
- Perchlorate concentrations in MW-7 continued a decreasing trend, with a slight decrease from the last quarter (32.3 µg/L to 26.0 µg/L).
- The decreasing trend in well MW-7 is likely attributed to the effectiveness of the OU-1 water treatment system, which is located in close proximity of this well.

VOC ANALYTICAL RESULTS

- Carbon tetrachloride concentrations in excess of the state maximum contaminant level (MCL) (0.5 µg/L) were reported in samples from MW-13, MW-16, and MW-24 (Screens 1 and 2).
- Carbon tetrachloride was reported in MW-16 at 26.0 µg/L, representing the highest carbon tetrachloride concentration detected at this location since July 2000. Carbon tetrachloride concentrations in this well have been increasing since the second quarter of 2005, consistent with increasing perchlorate concentrations in this well.
- TCE was detected in three source area wells. Only MW-13 contained a concentration that exceeded the state and federal MCL (5.0 µg/L).
- The TCE concentration in MW-13 decreased slightly from last quarter (13.4 µg/L to 11.0 µg/L). The current concentration trend is consistent with historical trends in this well which typically contains lower concentrations during the winter months and higher concentrations observed during the summer months. Overall, the TCE concentration in this well appears to be on a slightly decreasing trend.

- PCE was detected in two source area wells; however, only MW-16 had a concentration that exceeded the state and federal MCL (5.0 µg/L).
- PCE concentrations in MW-16 increased slightly from last quarter (7.3 µg/L to 12.0 µg/L). This concentration represents the highest PCE concentration detected in this well since the beginning of the JPL groundwater monitoring program.
- PCE concentrations in MW-24 (Screen 1) increased slightly from last quarter (non-detect to 0.9 µg/L); however, compared to historical levels, the PCE concentrations in this well remain relatively stable.
- 1,1-dichloroethene (1,1-DCE) was detected in well MW-16 at a concentration of 2.9 µg/L; however, the state MCL (6.0 µg/L) was not exceeded.

OTHER NOTABLE DETECTIONS

- Cr(VI) was detected in MW-13 with a concentration of 0.024 mg/L and in MW-16 with a concentration of 0.005J mg/L; however, the state MCL (0.05 mg/L) was not exceeded.

OTHER ON-FACILITY WELLS

This well group consists of monitoring wells MW-6, MW-8, MW-11, MW-22, and MW-23.

PERCHLORATE ANALYTICAL RESULTS

- None of the on-facility wells had perchlorate concentrations in excess of the DHS Notification Level (6.0 µg/L).
- Perchlorate was detected in MW-23 (Screen 2) at a concentration of 4.3 µg/L which is relatively consistent with previous detections at this location.

VOC ANALYTICAL RESULTS

- PCE was detected in well MW-6 at a concentration of 1.8 µg/L, and in wells MW-22 (Screen 1) and MW-23 (Screen 1) at concentrations of 0.7 µg/L; however, none of the wells had concentrations exceeding the state and federal MCL (5.0 µg/L). PCE concentrations in these wells have remained relatively consistent over time.

PERIMETER OFF-FACILITY WELLS

The perimeter off-facility wells are located beyond the JPL fence line (off-facility) along the perimeter of the property. This group of wells consists of MW-1, MW-9, and MW-15 (not sampled during this event), and MW-3, MW-4, MW-5, MW-10, MW-12, and MW-14 (sampled during this event).

PERCHLORATE ANALYTICAL RESULTS

- Concentrations of perchlorate in excess of the DHS Notification Level (6.0 µg/L) were reported in samples collected from wells MW-3 (Screen 2) and MW-10.
- Perchlorate concentrations in MW-10 decreased from last quarter (57.0 µg/L to 22.0 µg/L) and have shown a decreasing trend since April 2005.
- Perchlorate concentrations in MW-3 (Screen 2) decreased from last quarter (44.1 µg/L to 35.0 µg/L). Perchlorate concentrations in well MW-3 were on an increasing trend between

January 2002 and January 2005; however, perchlorate levels in this well have been stable or decreasing since January 2005.

- Perchlorate concentrations in MW-14 (Screen 3) have remained relatively consistent over time, with a slight decrease from last quarter (4.9 µg/L to 4.8 µg/L).

VOC ANALYTICAL RESULTS

- Concentrations of carbon tetrachloride at or in excess of the state MCL (0.5 µg/L) were reported in samples from wells MW-3 (Screen 2), MW-10 and MW-12 (Screen 4); the highest concentration occurred in MW-12 (Screen 4) at 2.4 µg/L.
- Carbon tetrachloride levels in well MW-12 (Screen 4) remain consistent with levels detected during the last twelve quarters of groundwater monitoring. However, concentrations of carbon tetrachloride in this well appear to be on an overall decreasing trend since the beginning of the JPL groundwater monitoring program.
- MW-3 (Screen 2) contained a carbon tetrachloride concentration of 0.7 µg/L; however, no carbon tetrachloride was detected in the duplicate sample collected from this well.
- Carbon tetrachloride in well MW-10 was detected at an estimated value (i.e. J-qualifier) equal to the MCL of 0.5 µg/L.
- TCE was detected in wells MW-4 (Screen 2), MW-10, MW-12 (Screens 3 and 4), and MW-14 (Screens 2 and 3). Wells MW-10 and MW-14 (Screen 2) contained TCE concentrations that exceeded the state and federal MCL (5.0 µg/L) at a concentration of 21.0 µg/L and 6.3 µg/L, respectively.
- The TCE concentration in MW-14 (Screen 2) increased slightly from last quarter from 4.9 µg/L to 6.3 µg/L; the TCE concentration in MW-10 remained consistent with levels detected during the fourth quarter of 2005.
- Based on historical groundwater data for TCE concentrations, they appear to fluctuate in MW-10 in relation to seasonal groundwater level changes (increased concentrations were observed during the third quarter, following groundwater table highs [i.e. April], and lower concentrations were observed following groundwater lows [i.e., November to January]).
- TCE concentrations in well MW-14 have exhibited a decreasing trend since January 2005.
- PCE was detected in wells MW-4 (Screen 2), MW-10, and MW-14 (Screens 2 and 3); however, none of the wells contained concentrations in excess of the MCL (5.0 µg/L).
- 1,1-DCA was detected in wells MW-4 (Screen 2), MW-10, and MW-14 (Screens 2 and 3); however, none of the wells contained concentrations in excess of the MCL (5.0 µg/L).

OTHER NOTABLE RESULTS

- Cr(VI) was detected in MW-10 at 0.010 mg/L, which is below the state MCL (0.05 mg/L).

OFF-FACILITY WELLS

The off-facility wells consist of monitoring wells MW-17, MW-18, MW-19, MW-20, MW-21, MW-25, and MW-26.

PERCHLORATE ANALYTICAL RESULTS

- Concentrations of perchlorate in excess of the DHS Notification Level (6.0 µg/L) were reported in samples collected from three off-facility wells (MW-17 [Screens 2 and 3], MW-18 [Screens 3 and 4], and MW-25 [Screens 1, 2, 3, and 4]).
- Perchlorate in MW-17 (Screen 2) was 14.0 µg/L, and 61.0 µg/L in MW-17 (Screen 3).
- Perchlorate concentrations in well MW-17 (Screen 2) have remained relatively stable since July 2003.
- Perchlorate concentrations in MW-17 (Screen 3) decreased slightly from last quarter (76.8 µg/L to 61.0 µg/L).
- Following the shutdown of the City of Pasadena (CoP) Monk Hill wells (Arroyo, Windsor, Well 52, and Ventura) in mid-2002, a significant increase in perchlorate concentrations have been observed in well MW-17 with the highest concentration of 209 µg/L being detected during July 2003. Since that time, perchlorate concentrations in this well have generally exhibited a decreasing trend.
- Perchlorate concentrations increased in MW-18 (Screens 3 and 4) from last quarter (7.7 µg/L to 16.0 µg/L and 9.3 µg/L to 11.0 µg/L, respectively); however, perchlorate concentrations in this well have generally been decreasing over time.
- Perchlorate concentrations in MW-25 (Screens 1, 2, 3, and 4) were above the DHS Notification Level (6.0 µg/L). The highest perchlorate concentration in MW-25 occurred in Screen 2 at 13.0 µg/L. Perchlorate concentrations in this well remain relatively stable with current concentrations representing a slight increase from the previous quarter.
- Concentrations of perchlorate in samples collected from MW-26 (Screens 1 and 2) were below detection. Using United States Environmental Protection Agency (US EPA)-approved Method 314.0, perchlorate has never been detected in this well above the practical quantitation limit (PQL) of 4 µg/L. Well MW-26 was installed during the first quarter of 2005 and has been sampled for perchlorate on a quarterly basis since that time.

VOC ANALYTICAL RESULTS

- Concentrations of carbon tetrachloride in excess of the state MCL (0.5 µg/L) were reported in samples collected from wells MW-17 (Screen 3) and MW-18 (Screens 3 and 4).
- Carbon tetrachloride concentrations in MW-17 decreased from last quarter in Screen 3 (5.2 µg/L to 2.8 µg/L).
- Carbon tetrachloride concentrations in MW-18 (Screen 3) remained unchanged from last quarter (3.5 µg/L and 3.5 µg/L), and decreased in Screen 4 (5.1 µg/L to 3.6 µg/L).
- Carbon tetrachloride levels in wells MW-17 and MW-18 exhibited a marked increase following the shutdown of the CoP Monk Hill wells in 2002. However, concentrations in these wells have generally been on a downward trend since Winter 2005.
- TCE was detected in four off-facility wells (MW-17 [Screens 2, 3, and 4], MW-18 [Screens 3 and 4], MW-19 [Screens 2 and 5], and MW-21 [Screen 2, 3, 4 and 5]); however, none of the wells contained concentrations exceeding the state and federal MCL (5.0 µg/L).
- PCE was detected in five off-facility wells (MW-17 [Screens 2 and 3], MW-18 [Screens 3 and 4], MW-19 [Screens 2, 3, 4, and 5], MW-20 [Screen 3], and MW-21 [Screens 1, 2, 3, 4, and 5]); however, none of the wells had concentrations exceeding the state and federal MCL (5.0 µg/L).
- 1,1-DCA was detected in wells MW-19 (Screen 2) and MW-21 (Screen 1); however, the state MCL (5.0 µg/L) was not exceeded.

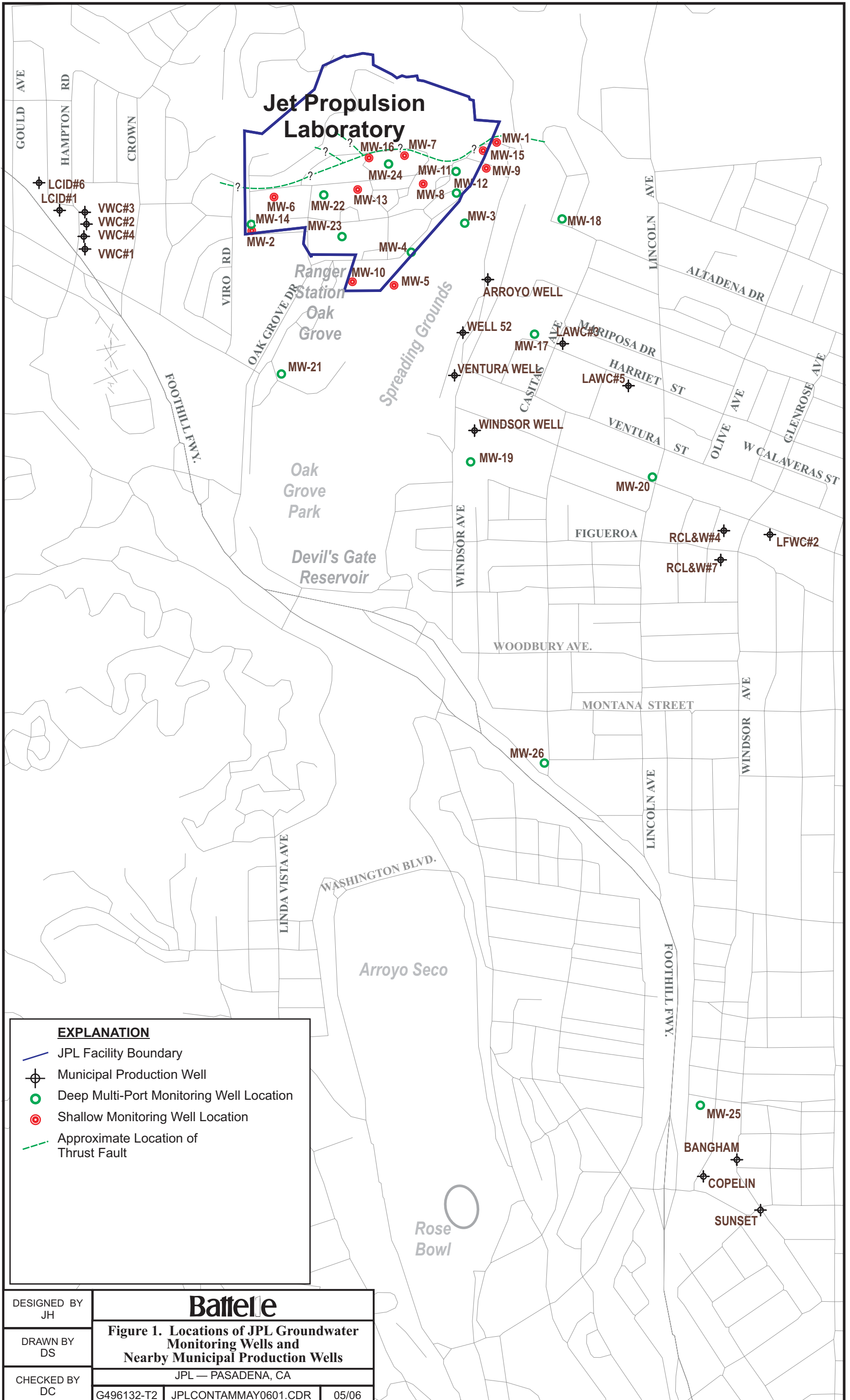
ALL WELL CATEGORIES (OTHER RESULTS)

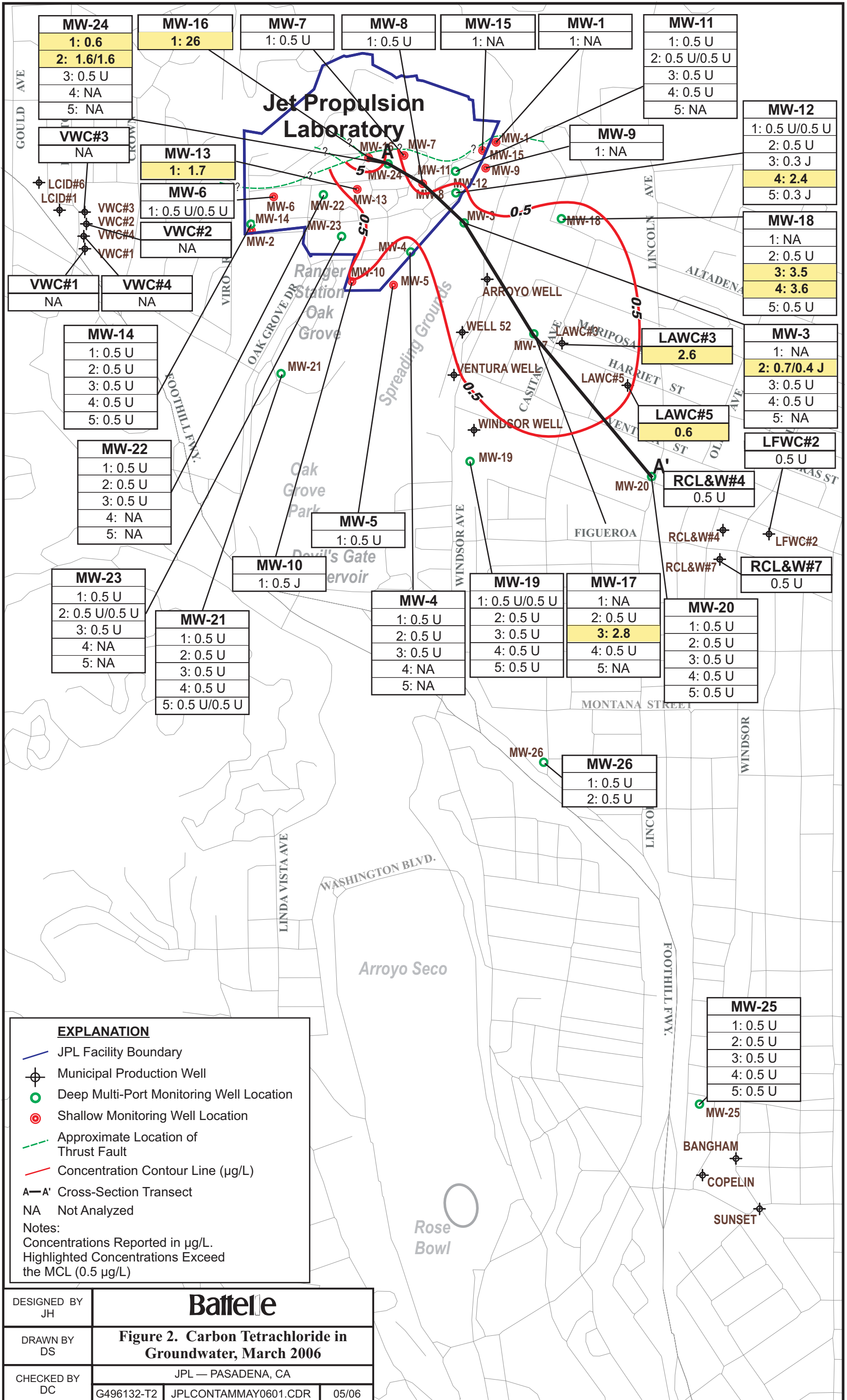
- Total chromium, a naturally occurring metal, was detected in samples collected from all 22 wells during this monitoring event. The state MCL (50 µg/L) was not exceeded in any of the wells.
- Cr(VI) was detected in wells MW-10 and MW-13; however, the state MCL (0.05 mg/L) was not exceeded.
- Comparing the fourth quarter 2005 to the first quarter 2006, elevated groundwater levels were observed in nearly every JPL monitoring well with an average increase of nearly 9 ft. Groundwater levels in the March/April 2006 event continue to be higher than historical values, but have decreased from the April 2005 historical highs.
- Groundwater level measurements collected during the first quarter of 2006 indicate that groundwater gradients and flow directions are generally consistent with previous observations (see Figure 9).

ATTACHMENTS

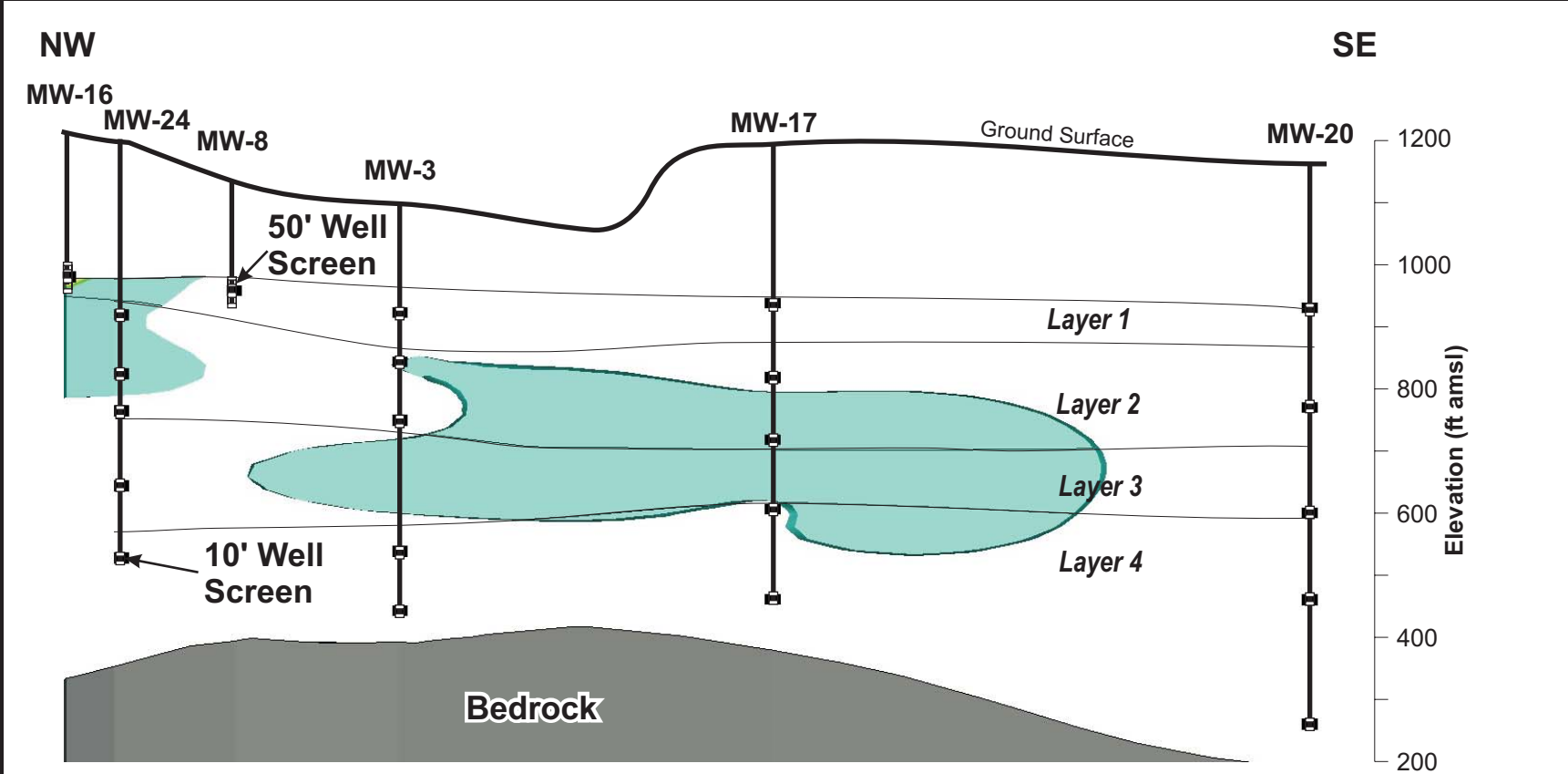
Attachments to this technical memorandum include the following:

- Attachment 1: Quality Assurance/Quality Control Summary
- Attachment 2: Data Validation Reports (Summary Sheets)
- Attachment 3: Laboratory Analytical Reports (Summary Sheets)
- Attachment 4: Field Logs
- Attachment 5: Water Level Measurements.

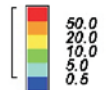




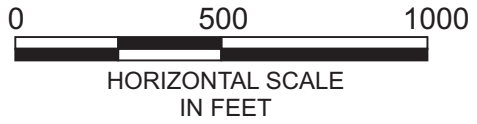
DESIGNED BY JH	Battelle		
DRAWN BY DS	Figure 2. Carbon Tetrachloride in Groundwater, March 2006		
CHECKED BY DC	JPL — PASADENA, CA		
	G496132-T2	JPLCONTAMMAY0601.CDR	05/06



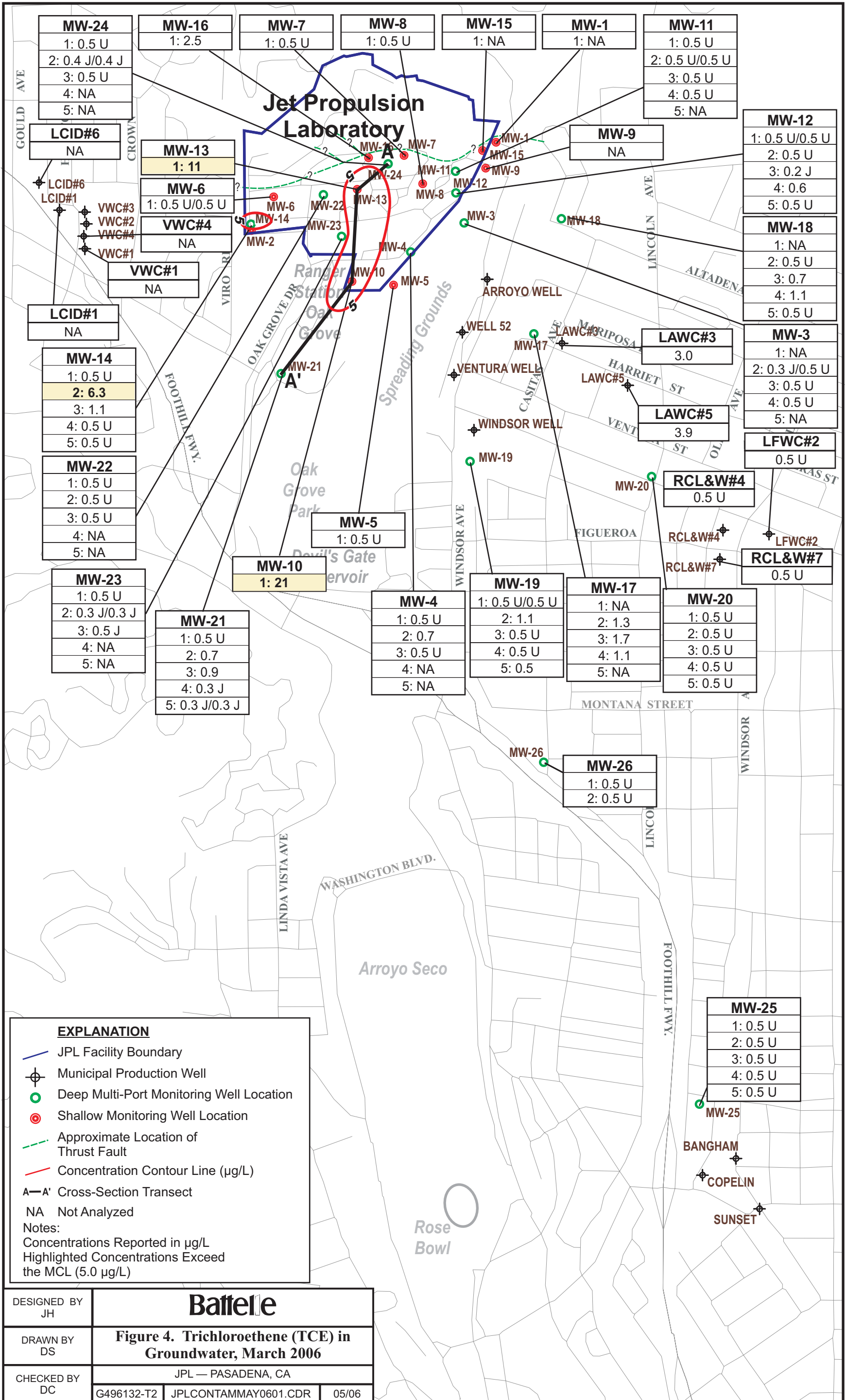
Note: Concentrations are Reported in $\mu\text{g/L}$

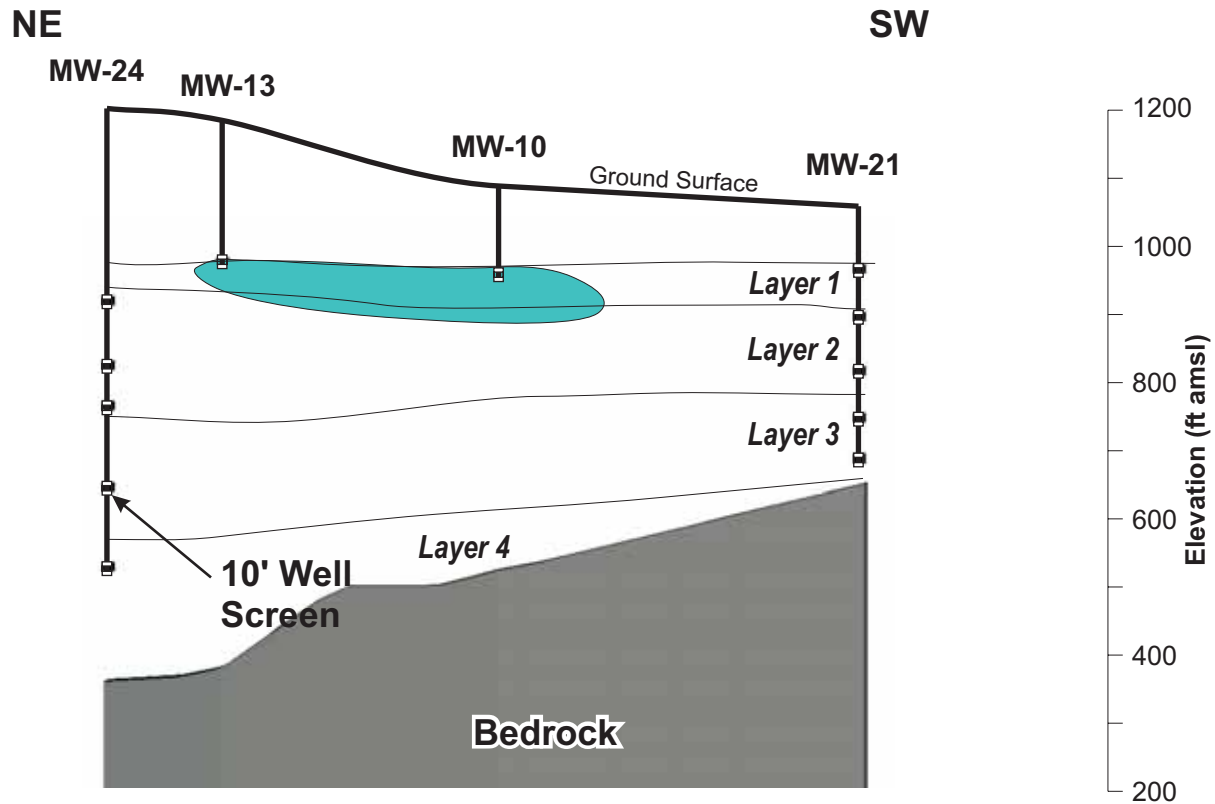


Primary: CCL4_05oct_nov_sect_axis.unsliced.faces
 Active Edit: GW_05apr_may_allCOCs_post_sect.pdat
 Z exag: 3.0

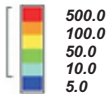


DESIGNED BY JH	Battelle		
DRAWN BY DS	Figure 3. Horizontal and Vertical Extent of Carbon Tetrachloride in Groundwater, March 2006		
CHECKED BY DC	JPL — PASADENA, CA		
	G496132-T2	JPLXSECTSMAY06R1.CDR	03/06

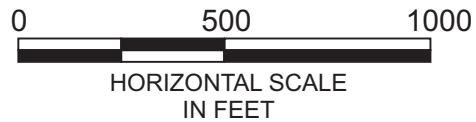




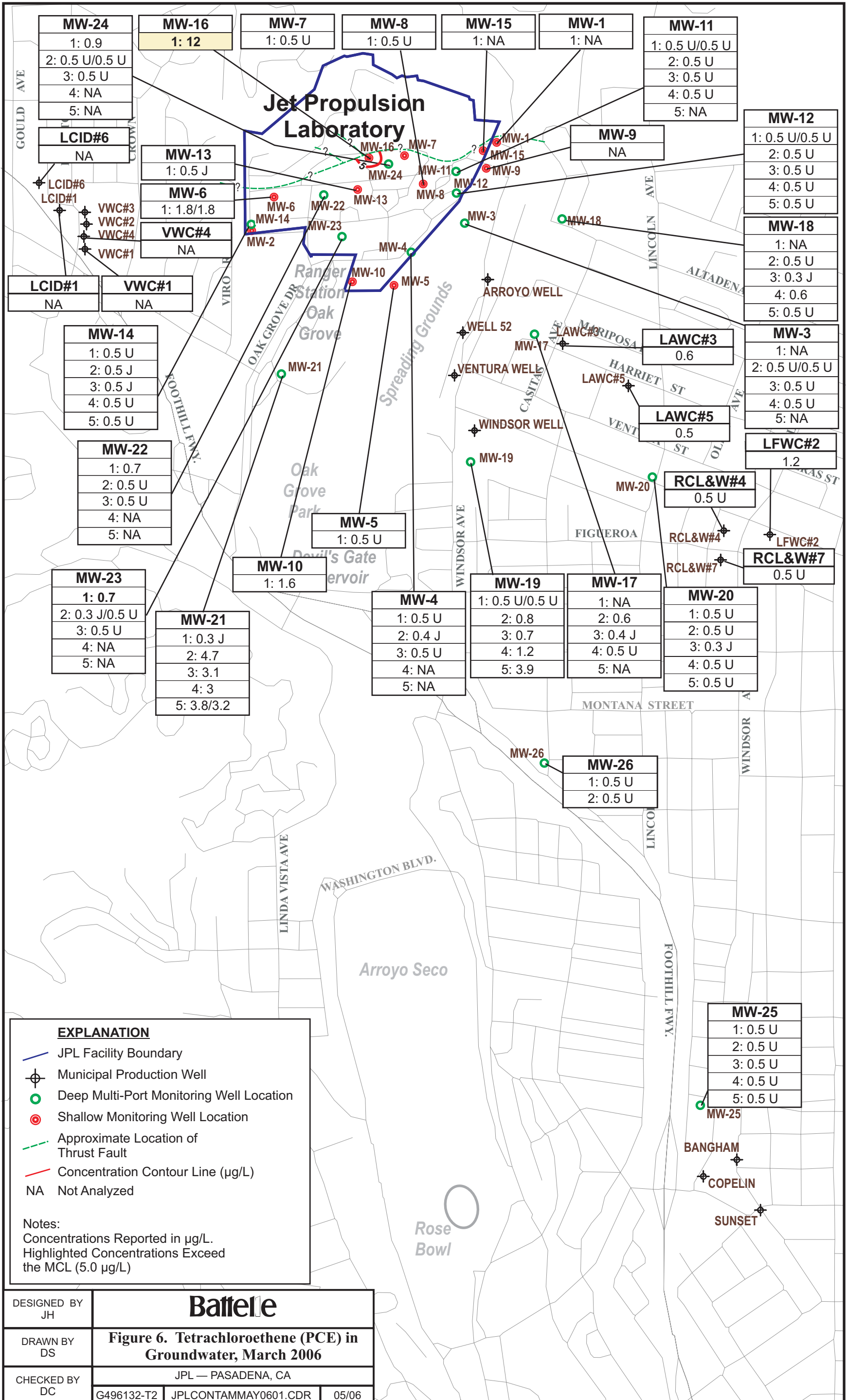
Note: Concentrations are Reported in $\mu\text{g/L}$



Primary: TCE_05oct_nov_sect_axis.faces
 Active Edit: GW_05apr_may_allCOCs_post_sect.pdat
 Z exag: 3.0



DESIGNED BY JH		
DRAWN BY DS		
CHECKED BY DC	Figure 5. Horizontal and Vertical Extent of Trichloroethene in Groundwater, March 2006	
	JPL — PASADENA, CA	
	G496132-T2	JPLXSECTSTCEMAY06.CDR
		03/06

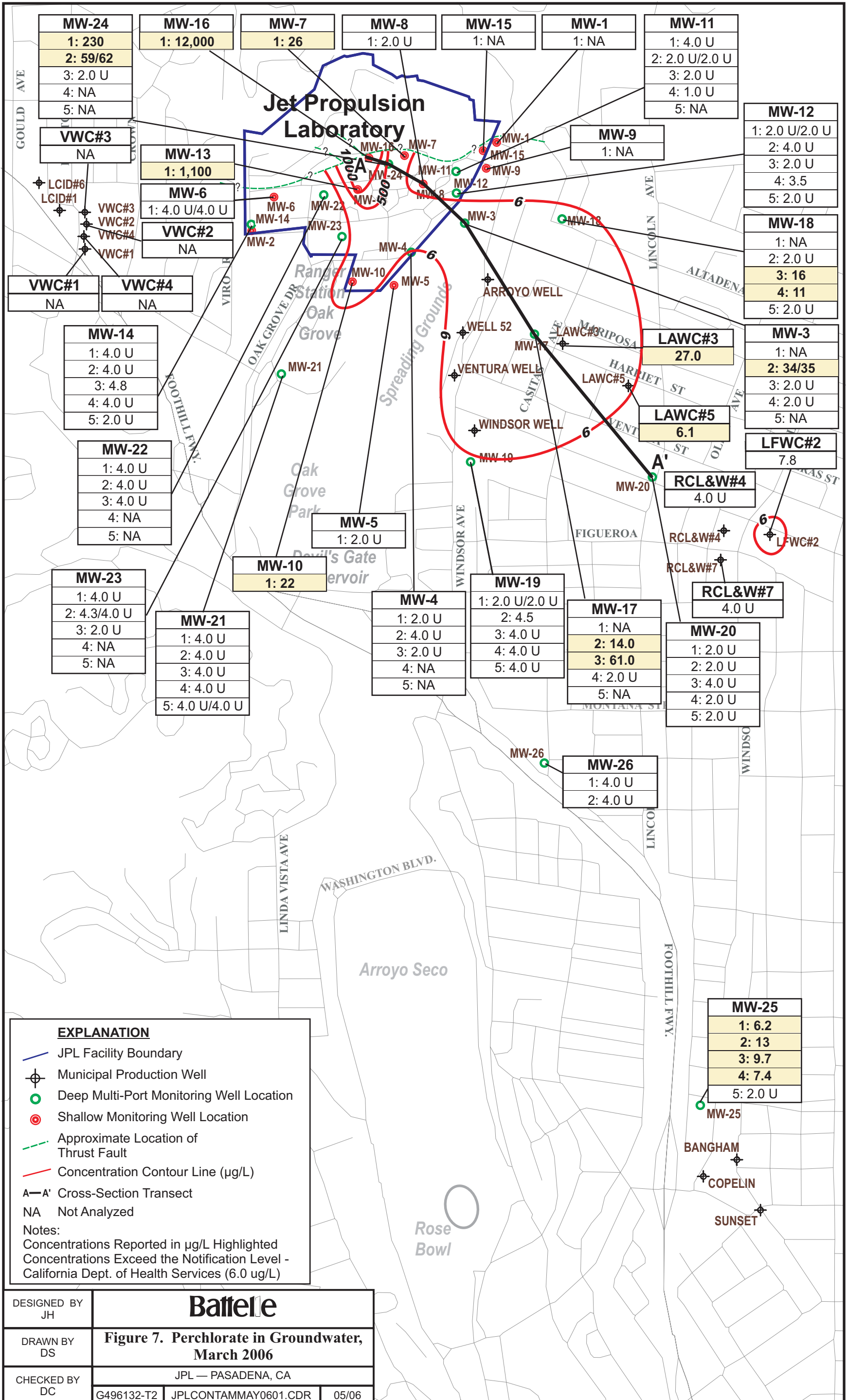


EXPLANATION

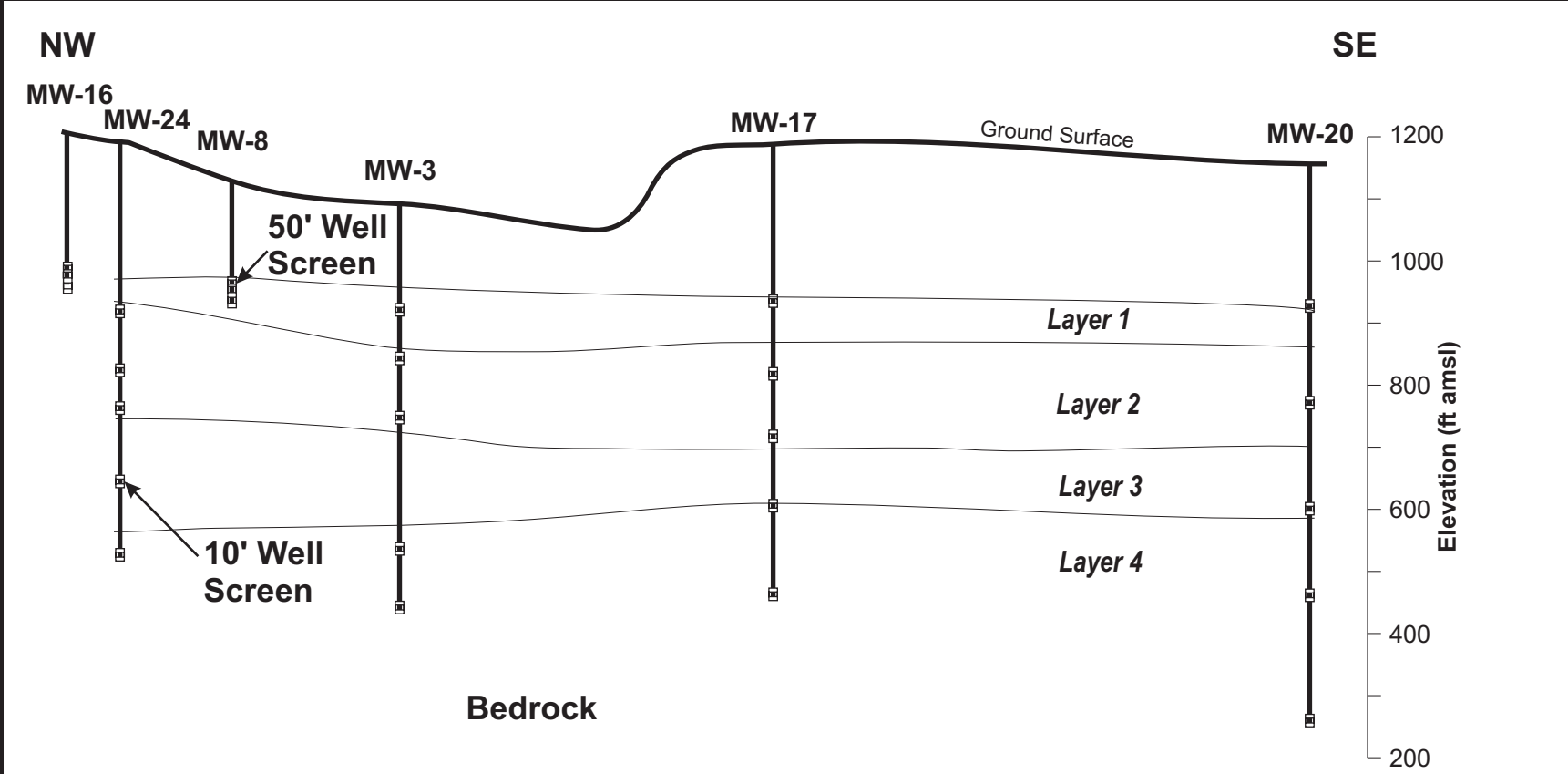
- JPL Facility Boundary
- Municipal Production Well
- Deep Multi-Port Monitoring Well Location
- Shallow Monitoring Well Location
- Approximate Location of Thrust Fault
- Concentration Contour Line ($\mu\text{g/L}$)
- NA Not Analyzed

Notes:
 Concentrations Reported in $\mu\text{g/L}$.
 Highlighted Concentrations Exceed the MCL ($5.0 \mu\text{g/L}$)

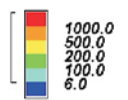
DESIGNED BY JH	Battelle		
DRAWN BY DS	Figure 6. Tetrachloroethene (PCE) in Groundwater, March 2006		
CHECKED BY DC	JPL — PASADENA, CA		
	G496132-T2	JPLCONTAMMAY0601.CDR	05/06



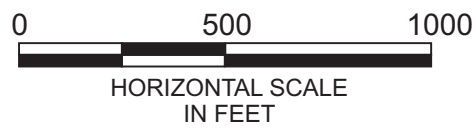
DESIGNED BY JH	Battelle		
DRAWN BY DS	Figure 7. Perchlorate in Groundwater, March 2006		
CHECKED BY DC	JPL — PASADENA, CA		
	G496132-T2	JPLCONTAMMAY0601.CDR	05/06



Note: Concentrations are Reported in $\mu\text{g/L}$



Primary: perch_05oct_nov_sect_axis_r01.faces
 Active Edit: GW_05apr_may_allCOCs_post_sect.pdat
 Z exag: 3.0



DESIGNED BY JH	Battelle		
DRAWN BY DS			
CHECKED BY DC	JPL — PASADENA, CA		
	G496132-T2	JPLXSECTSMAY06R1.CDR	03/06

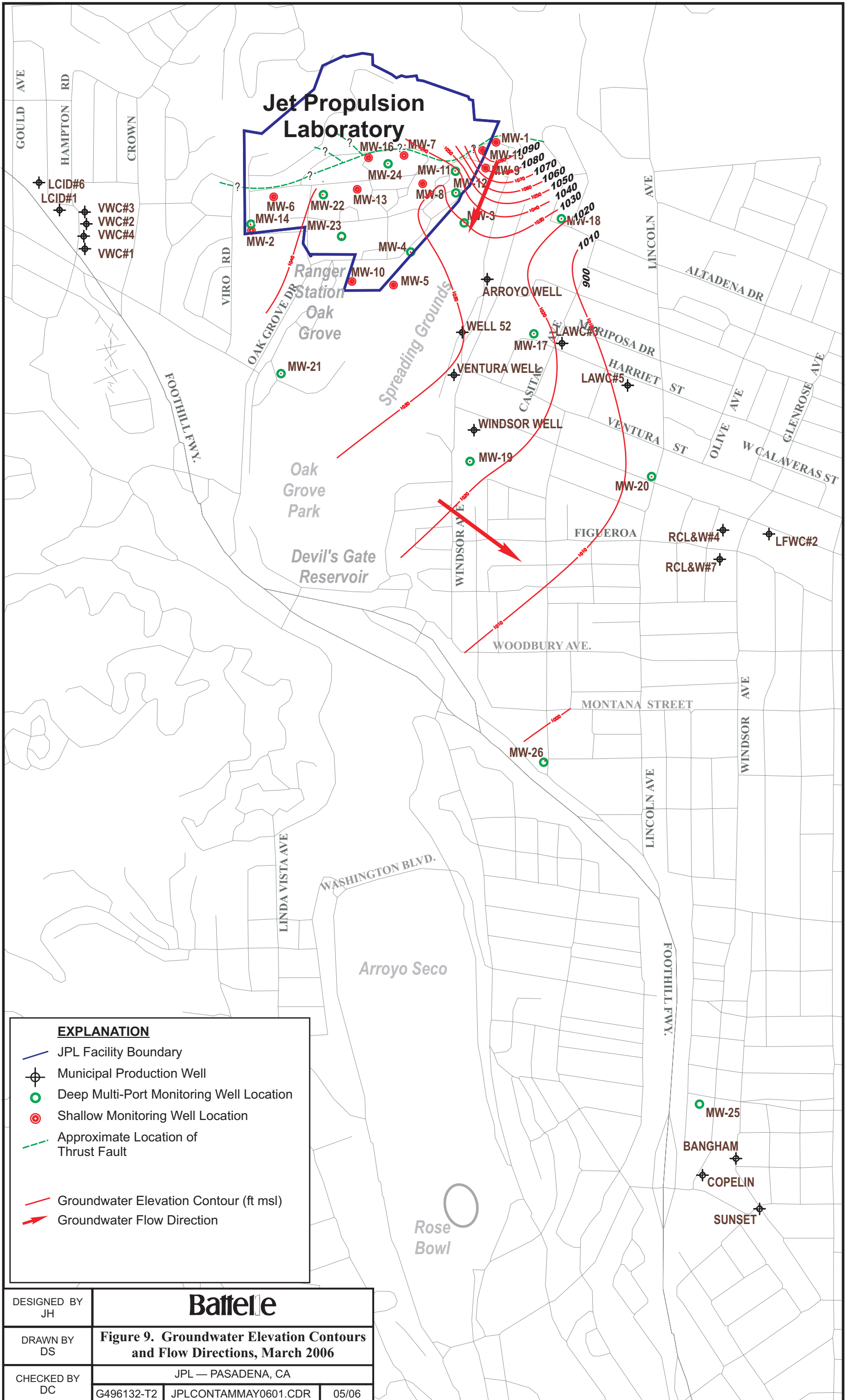


TABLE 1
SUMMARY OF VOLATILE ORGANIC COMPOUNDS AND PERCHLORATE DETECTED
DURING THE LONG-TERM QUARTERLY GROUDWATER SAMPLING PROGRAM
BEGINNING JANUARY 2003

(All concentrations reported in micrograms per liter)

Shaded values exceed State or Federal MCLs or action levels.

Sample Location	Sample Location	Sampling Event	Carbon Tetra chloride	TCE	PCE	1,1-DCA	1,2-DCA	1,1-DCE	Freon 113	Chloroform	Perchlorate	Other Volatile Organic Compounds (including 1,4-Dioxane, NDMA, NDPA, 1,2,3-TCP)		
MW-1	MW-1	April/May 2003	0.5 U	0.5 U	0.5 U	0.5 U	0.5 U	0.5 U	0.5 U	0.5 U	4.0 U			
MW-1	MW-1	Oct/Nov 2003	0.5 U	0.5 U	0.5 U	0.5 U	0.5 U	0.5 U	0.5 U	0.5 U	4.0 U	4-Methyl-2-pentanone	2.0	J
MW-1	MW-1	April/May 2004	0.5 U	0.5 U	0.5 U	0.5 U	0.5 U	0.5 U	0.5 U	0.5 U	4.0 U			
MW-1	MW-1	Oct/Nov 2004	0.5 U	0.5 U	0.5 U	0.5 U	0.5 U	0.5 U	0.5 U	0.5 U	4.0 U			
MW-1	MW-1	April/May 2005	0.5 U	0.5 U	0.5 U	0.5 U	0.5 U	0.5 U	0.5 U	0.5 U	4.0 U			
MW-1	DUPE-2-2Q05	April/May 2005	0.5 U	0.5 U	0.5 U	0.5 U	0.5 U	0.5 U	0.5 U	0.5 U	4.0 U			
MW-1	MW-1	Oct/Nov 2005	0.5 U	0.5 U	0.5 U	0.5 U	0.5 U	0.5 U	0.5 U	0.5 U	4.0 U			
MW-3 Screen 1	MW-3-1	April/May 2003	0.5 U	0.5 U	0.5 U	0.5 U	0.5 U	0.5 U	0.5 U	0.5 U	4.0 U	4-Methyl-2-pentanone	4.0	J
MW-3 Screen 1	MW-3-1	Oct/Nov 2003	0.5 U	0.5 U	0.5 U	0.5 U	0.5 U	0.5 U	0.5 U	0.5 U	4.0 U			
MW-3 Screen 1	MW-3-1	April/May 2004	0.5 U	0.5 U	0.5 U	0.5 U	0.5 U	0.5 U	0.5 U	0.5 U	4.0 U			
MW-3 Screen 1	DUPE-1-2Q04	April/May 2004	0.5 U	0.5 U	0.5 U	0.5 U	0.5 U	0.5 U	0.5 U	0.5 U	4.0 U			
MW-3 Screen 1	MW-3-1	Oct/Nov 2004	0.5 U	0.5 U	0.5 U	0.5 U	0.5 U	0.5 U	0.5 U	0.5 U	4.0 U			
MW-3 Screen 1	DUPE-1-4Q04	Oct/Nov 2004	0.5 U	0.5 U	0.5 U	0.5 U	0.5 U	0.5 U	0.5 U	0.5 U	4.0 U			
MW-3 Screen 1	MW-3-1	April/May 2005	0.5 U	0.5 U	0.5 U	0.5 U	0.5 U	0.5 U	0.5 U	0.5 U	4.0 U			
MW-3 Screen 1	MW-3-1	July/Sept 2005	NA	NA	NA	NA	NA	NA	NA	NA	NA	NDMA NDPA	0.0005 0.002	J U
MW-3 Screen 1	MW-3-1	Oct/Nov 2005	0.5 U	0.5 U	0.5 U	0.5 U	0.5 U	0.5 U	0.5 U	0.5 U	4.0 U			
MW-3 Screen 2	MW-3-2	Jan/Feb 2003	0.5 U	0.5 U	0.5 U	0.5 U	0.5 U	0.5 U	0.5 U	0.5 U	4.0 U			
MW-3 Screen 2	MW-3-2	April/May 2003	0.4 J	0.5 U	0.5 U	0.5 U	0.5 U	0.5 U	0.5 U	0.5 U	4.2	4-Methyl-2-pentanone	3.0	J
MW-3 Screen 2	DUPE-5-2Q03	April/May 2003	0.5 U	0.5 U	0.5 U	0.5 U	0.5 U	0.5 U	0.5 U	0.5 U	5.8	4-Methyl-2-pentanone	3.0	J
MW-3 Screen 2	MW-3-2	July/Aug 2003	0.6	0.3 J	0.5 U	0.5 U	0.5 U	0.5 U	0.5 U	0.5 U	8.9	J		
MW-3 Screen 2	MW-3-2	Oct/Nov 2003	0.8	0.3 J	0.5 U	0.5 U	0.5 U	0.5 U	0.5 U	0.5 U	5.6	J		
MW-3 Screen 2	MW-3-2	Feb 2004	1.0	0.6	0.5 U	0.5 U	0.5 U	0.5 U	0.5 U	0.4 J	10.3			
MW-3 Screen 2	DUPE-1-1Q04	Feb 2004	1.0	0.6	0.5 U	0.5 U	0.5 U	0.5 U	0.5 U	0.5 J	10.4			
MW-3 Screen 2	MW-3-2	April/May 2004	0.5	0.3 J	0.5 U	0.5 U	0.5 U	0.5 U	0.5 U	0.5 U	15.5	J		
MW-3 Screen 2	MW-3-2	July/Aug 2004	0.8	0.4 J	0.5 U	0.5 U	0.5 U	0.5 U	0.5 U	0.5 U	12.5			
MW-3 Screen 2	MW-3-2	Oct/Nov 2004	1.7	J	0.8	0.5 U	0.5 U	0.5 U	0.5 U	0.6	46.6			
MW-3 Screen 2	MW-3-2	Jan/Feb 2005	4.3	1.7	0.5 U	0.5 U	0.5 U	0.5 U	0.5 U	1.4	139.0			
MW-3 Screen 2	MW-3-2	April/May 2005	0.5	0.5 U	0.5 U	0.5 U	0.5 U	0.5 U	0.5 U	0.4 J	89.3			
MW-3 Screen 2	MW-3-2	July/Sept 2005	0.5 U	0.5 U	0.5 U	0.5 U	0.5 U	0.5 U	0.5 U	0.5 U	32.2	m,p-Xylene NDMA NDPA	0.4 0.0076 0.002	J U
MW-3 Screen 2	MW-3-2	Oct/Nov 2005	0.7	0.5 U	0.5 U	0.5 U	0.5 U	0.5 U	0.5 U	0.4 J	44.1			
MW-3 Screen 2	MW-3-2	Mar/Apr 2006	0.7	0.3 J	0.5 U	0.5 U	0.5 U	0.5 U	0.5 U	0.2 J	34.0			
MW-3 Screen 2	DUP-4-1Q06	Mar/Apr 2006	0.4 J	0.5 U	0.5 U	0.5 U	0.5 U	0.5 U	0.5 U	0.5 U	35.0			
MW-3 Screen 3	MW-3-3	Jan/Feb 2003	0.5 U	0.5 U	0.5 U	0.5 U	0.5 U	0.5 U	0.5 U	0.8	4.0 U			
MW-3 Screen 3	MW-3-3	April/May 2003	0.5 U	0.5 U	0.5 U	0.5 U	0.5 U	0.5 U	0.5 U	0.9	4.0 U	4-Methyl-2-pentanone	3.0	J
MW-3 Screen 3	MW-3-3	July/Aug 2003	0.5 U	0.5 U	0.5 U	0.5 U	0.5 U	0.5 U	0.5 U	0.5 U	4.0 U			
MW-3 Screen 3	MW-3-3	Oct/Nov 2003	0.5 U	0.5 U	0.5 U	0.5 U	0.5 U	0.5 U	0.5 U	0.6	4.0 U			
MW-3 Screen 3	MW-3-3	Feb 2004	0.5 U	0.5 U	0.5 U	0.5 U	0.5 U	0.5 U	0.5 U	0.3 J	4.0 U			
MW-3 Screen 3	MW-3-3	April/May 2004	0.5 U	0.5 U	0.5 U	0.5 U	0.5 U	0.5 U	0.5 U	0.5 U	4.0 U			
MW-3 Screen 3	MW-3-3	July/Aug 2004	0.5 U	0.5 U	0.5 U	0.5 U	0.5 U	0.5 U	0.5 U	0.5 U	4.0 U	Ethylbenzene Methyl-tert-butyl ether (MTBE) Toluene	0.6 0.4 0.3	J J
MW-3 Screen 3	DUPE-4-3Q04	July/Aug 2004	0.5 U	0.5 U	0.5 U	0.5 U	0.5 U	0.5 U	0.5 U	0.5 U	4.0 U	Ethylbenzene Methyl-tert-butyl ether (MTBE) Toluene	0.7 0.3 0.4	J J
MW-3 Screen 3	MW-3-3	Oct/Nov 2004	0.5 U	0.5 U	0.5 U	0.5 U	0.5 U	0.5 U	0.5 U	0.5 U	4.0 U			
MW-3 Screen 3	MW-3-3	Jan/Feb 2005	0.5 U	0.5 U	0.5 U	0.5 U	0.5 U	0.5 U	0.5 U	0.5 U	4.0 U			
MW-3 Screen 3	MW-3-3	April/May 2005	0.5 U	0.5 U	0.5 U	0.5 U	0.5 U	0.5 U	0.5 U	0.5 U	4.0 U			
MW-3 Screen 3	MW-3-3	July/Sept 2005	0.5 U	0.5 U	0.5 U	0.5 U	0.5 U	0.5 U	0.5 U	0.5 U	4.0 U	m,p-Xylene	0.4	J
MW-3 Screen 3	MW-3-3	Oct/Nov 2005	0.5 U	0.5 U	0.5 U	0.5 U	0.5 U	0.5 U	0.5 U	0.5 U	4.0 U			
MW-3 Screen 3	MW-3-3	Mar/Apr 2006	0.5 U	0.5 U	0.5 U	0.5 U	0.5 U	0.5 U	0.5 U	0.5 U	2.0 U			
MW-3 Screen 4	MW-3-4	Jan/Feb 2003	0.5 U	0.5 U	0.5 U	0.5 U	0.5 U	0.5 U	0.5 U	0.5 U	4.0 U			
MW-3 Screen 4	MW-3-4	April/May 2003	0.5 U	0.5 U	0.5 U	0.5 U	0.5 U	0.5 U	0.5 U	0.5 U	4.0 U	4-Methyl-2-pentanone	3.0	J
MW-3 Screen 4	MW-3-4	July/Aug 2003	0.5 U	0.5 U	0.5 U	0.5 U	0.5 U	0.5 U	0.5 U	0.5 U	4.0 U			
MW-3 Screen 4	MW-3-4	Oct/Nov 2003	0.5 U	0.5 U	0.5 U	0.5 U	0.5 U	0.5 U	0.5 U	0.5 U	4.0 U			
MW-3 Screen 4	MW-3-4	Feb 2004	0.5 U	0.5 U	0.5 U	0.5 U	0.5 U	0.5 U	0.5 U	0.5 U	4.0 U			
MW-3 Screen 4	MW-3-4	April/May 2004	0.5 U	0.5 U	0.5 U	0.5 U	0.5 U	0.5 U	0.5 U	0.5 U	4.0 U			
MW-3 Screen 4	MW-3-4	July/Aug 2004	0.5 U	0.5 U	0.5 U	0.5 U	0.5 U	0.5 U	0.5 U	0.5 U	4.0 U			
MW-3 Screen 4	MW-3-4	Oct/Nov 2004	0.5 U	0.5 U	0.5 U	0.5 U	0.5 U	0.5 U	0.5 U	0.5 U	4.0 U			
MW-3 Screen 4	MW-3-4	Jan/Feb 2005	0.5 U	0.5 U	0.5 U	0.5 U	0.5 U	0.5 U	0.5 U	0.5 U	4.0 U	m,p-Xylene	0.5	
MW-3 Screen 4	MW-3-4	April/May 2005	0.5 U	0.5 U	0.5 U	0.5 U	0.5 U	0.5 U	0.5 U	0.5 U	0.8	J		
MW-3 Screen 4	MW-3-4	July/Sept 2005	0.5 U	0.5 U	0.5 U	0.5 U	0.5 U	0.5 U	0.5 U	0.5 U	4.0 U	m,p-Xylene NDMA NDPA	0.6 0.002 0.002	J U U
MW-3 Screen 4	MW-3-4	Oct/Nov 2005	0.5 U	0.5 U	0.5 U	0.5 U	0.5 U	0.5 U	0.5 U	0.5 U	4.0 U			
MW-3 Screen 4	DUPE-3-4Q05	Oct/Nov 2005	0.5 U	0.5 U	0.5 U	0.5 U	0.5 U	0.5 U	0.5 U	0.5 U	4.0 U			
MW-3 Screen 4	MW-3-4	Mar/Apr 2006	0.5 U	0.5 U	0.5 U	0.5 U	0.5 U	0.5 U	0.5 U	0.5 U	2.0 U			
MW-3 Screen 5	MW-3-5	April/May 2003	0.5 U	0.5 U	0.5 U	0.5 U	0.5 U	0.5 U	0.5 U	0.5 U	4.0 U	4-Methyl-2-pentanone Ethylbenzene Styrene	4.0 0.7 0.4	J J
MW-3 Screen 5	MW-3-5	Oct/Nov 2003	0.5 U	0.5 U	0.5 U	0.5 U	0.5 U	0.5 U	0.5 U	0.5 U	4.0 U	2-Butanone Ethylbenzene Styrene	5.0 1.3 0.8	J
MW-3 Screen 5	MW-3-5	April/May 2004	0.5 U	0.5 U	0.5 U	0.5 U	0.5 U	0.5 U	0.5 U	0.5 U	4.0 U			
MW-3 Screen 5	MW-3-5	Oct/Nov 2004	0.5 U	0.5 U	0.5 U	0.5 U	0.5 U	0.5 U	0.5 U	0.5 U	4.0 U			
MW-3 Screen 5	MW-3-5	April/May 2005	0.5 U	0.5 U	0.5 U	0.5 U	0.5 U	0.5 U	0.5 U	0.5 U	NA	J		
MW-3 Screen 5	MW-3-5	July/Sept 2005	NA	NA	NA	NA	NA	NA	NA	NA	NA	NDMA NDPA	0.002 0.002	U U
MW-3 Screen 5	MW-3-5	Oct/Nov 2005	0.5 U	0.5 U	0.5 U	0.5 U	0.5 U	0.5 U	0.5 U	0.5 U	4.0 U			
MW-4 Screen 1	MW-4-1	Jan/Feb 2003	0.5 U	0.5 U	0.5 U	0.5 U	0.5 U	0.5 U	0.5 U	0.5 U	4.0 U			
MW-4 Screen 1	MW-4-1	April/May 2003	0.5 U	0.5 U	0.5 U	0.5 U	0.5 U	0.5 U	0.5 U	0.5 U	4.0 U			
MW-4 Screen 1	MW-4-1	July/Aug 2003	0.5 U	0.5 U	0.5 U	0.5 U	0.5 U	0.5 U	0.5 U	0.5 U	4.0 U			
MW-4 Screen 1	DUPE-3-3-Q03	July/Aug 2003	0.5 U	0.5 U	0.5 U	0.5 U	0.5 U	0.5 U	0.5 U	0.5 U	4.0 U			
MW-4 Screen 1	MW-4-1	Oct/Nov 2003	0.5 U	0.5 U	0.5 U	0.5 U	0.5 U	0.5 U	0.5 U	0.5 U	4.0 U			
MW-4 Screen 1	MW-4-1	Feb 2004	0.5 U	0.5 U	0.5 U	0.5 U	0.5 U	0.5 U	0.5 U	0.5 U	3.8	J		

TABLE 1
SUMMARY OF VOLATILE ORGANIC COMPOUNDS AND PERCHLORATE DETECTED
DURING THE LONG-TERM QUARTERLY GROUDWATER SAMPLING PROGRAM
BEGINNING JANUARY 2003

(All concentrations reported in micrograms per liter)

Shaded values exceed State or Federal MCLs or action levels.

Sample Location	Sample Location	Sampling Event	Carbon Tetra chloride	TCE	PCE	1,1-DCA	1,2-DCA	1,1-DCE	Freon 113	Chloroform	Perchlorate	Other Volatile Organic Compounds (including 1,4-Dioxane, NDMA, NDPA, 1,2,3-TCP)
MW-4 Screen 1	MW-4-1	April/May 2004	0.5 U	0.5 U	0.5 U	0.5 U	0.5 U	0.5 U	0.5 U	0.5 U	4.0 U	
MW-4 Screen 1	MW-4-1	July/Aug 2004	0.5 U	0.5 U	0.5 U	0.5 U	0.5 U	0.5 U	0.5 U	0.5 U	4.0 U	m,p-Xylene Toluene
MW-4 Screen 1	MW-4-1	Oct/Nov 2004	0.5 U	0.5 U	0.5 U	0.5 U	0.5 U	0.5 U	0.5 U	0.5 U	4.0 U	
MW-4 Screen 1	MW-4-1	Jan/Feb 2005	0.5 U	0.5 U	0.5 U	0.5 U	0.5 U	0.5 U	0.5 U	0.5 U	4.0 U	Ethylbenzene m,p-Xylene
MW-4 Screen 1	MW-4-1	April/May 2005	0.5 U	0.5 U	0.5 U	0.5 U	0.5 U	0.5 U	0.5 U	0.5 U	4.0 U	
MW-4 Screen 1	MW-4-1	July/Sept 2005	0.5 U	0.5 U	0.5 U	0.5 U	0.5 U	0.5 U	0.5 U	0.5 U	4.0 U	
MW-4 Screen 1	MW-4-1	Oct/Nov 2005	0.5 U	0.5 U	0.5 U	0.5 U	0.5 U	0.5 U	0.5 U	0.5 U	4.0 U	
MW-4 Screen 1	MW-4-1	Mar/Apr 2006	0.5 U	0.5 U	0.5 U	0.5 U	0.5 U	0.5 U	0.5 U	0.5 U	2.0 U	
MW-4 Screen 2	MW-4-2	Jan/Feb 2003	0.5 U	1.2	0.7	0.5 J	0.5 U	0.5 U	0.5 U	0.5 J	4.0 U	
MW-4 Screen 2	MW-4-2	April/May 2003	0.5 U	0.4 J	0.7	0.5 U	0.5 U	0.5 U	0.5 U	0.5 U	6.6	1,4-Dioxane
MW-4 Screen 2	MW-4-2	July/Aug 2003	0.5 U	0.7	1.3	0.6	0.5 U	0.5 U	0.5 U	0.5 J	9.0	
MW-4 Screen 2	MW-4-2	Oct/Nov 2003	0.5 U	0.6	1.0	0.4 J	0.5 U	0.5 U	0.5 U	0.5 U	4.3 J	
MW-4 Screen 2	MW-4-2	Feb 2004	0.5 U	0.7	0.4 J	0.5 U	0.5 U	0.5 U	0.5 U	0.5 U	3.6 J	
MW-4 Screen 2	MW-4-2	April/May 2004	0.5 U	0.7	0.8	0.4 J	0.5 U	0.5 U	0.5 U	0.3 J	4.0 U	
MW-4 Screen 2	DUPE-3-2Q04	April/May 2004	0.5 U	1.3	1.5	0.7	0.5 U	0.5 U	0.5 U	0.5 J	4.0 U	
MW-4 Screen 2	MW-4-2	July/Aug 2004	0.5 U	1.0	1.1	0.5	0.5 U	0.5 U	0.5 U	0.5 U	4.5	
MW-4 Screen 2	MW-4-2	Oct/Nov 2004	0.5 U	0.9	0.6	0.4 J	0.5 U	0.5 U	0.5 U	0.5 U	4.0 U	
MW-4 Screen 2	DUPE-3-4Q04	Oct/Nov 2004	0.5 U	1.0	0.7	0.4 J	0.5 U	0.5 U	0.5 U	0.3 J	4.0 U	
MW-4 Screen 2	MW-4-2	Jan/Feb 2005	0.5 U	1.4	1.1	0.6	0.5 U	0.5 U	0.5 U	0.4 J	4.0 U	
MW-4 Screen 2	MW-4-2	April/May 2005	0.5 U	0.5 J	0.3 J	0.5 U	0.5 U	0.5 U	0.5 U	0.5 U	5.9	
MW-4 Screen 2	MW-4-2	July/Sept 2005	0.5 U	0.4 J	0.5 U	0.5 U	0.5 U	0.5 U	0.5 U	0.5 U	6.1	
MW-4 Screen 2	DUPE-3-3Q05	July/Sept 2005	0.5 U	0.4 J	0.5 U	0.5 U	0.5 U	0.5 U	0.5 U	0.5 U	5.7	
MW-4 Screen 2	MW-4-2	Oct/Nov 2005	0.5 U	1.0	0.6	0.5 J	0.5 U	0.5 U	0.5 U	0.5 U	5.2	
MW-4 Screen 2	MW-4-2	Mar/Apr 2006	0.5 U	0.7	0.4 J	0.3 J	0.5 U	0.5 U	0.5 U	0.3 J	4.0 U	
MW-4 Screen 3	MW-4-3	Jan/Feb 2003	0.5 U	0.5 U	0.5 U	0.5 U	0.5 U	0.5 U	0.5 U	0.5 U	4.0 U	Ethylbenzene Toluene
MW-4 Screen 3	MW-4-3	April/May 2003	0.5 U	0.5 U	0.5 U	0.5 U	0.5 U	0.5 U	0.5 U	0.5 U	4.0 U	1,4-Dioxane Chloromethane Ethylbenzene Toluene
MW-4 Screen 3	MW-4-3	July/Aug 2003	0.5 U	0.5 U	0.5 U	0.5 U	0.5 U	0.5 U	0.5 U	0.5 U	4.0 U	Ethylbenzene Styrene Toluene
MW-4 Screen 3	MW-4-3	Oct/Nov 2003	0.5 U	0.5 U	0.5 U	0.5 U	0.5 U	0.5 U	0.5 U	0.5 U	4.0 U	Ethylbenzene Styrene Toluene
MW-4 Screen 3	MW-4-3	Feb 2004	0.5 U	0.5 U	0.5 U	0.5 U	0.5 U	0.5 U	0.5 U	0.5 U	4.0 U	Ethylbenzene Styrene Toluene
MW-4 Screen 3	MW-4-3	April/May 2004	0.5 U	0.5 U	0.5 U	0.5 U	0.5 U	0.5 U	0.5 U	0.5 U	4.0 U	Ethylbenzene Styrene Toluene
MW-4 Screen 3	MW-4-3	July/Aug 2004	0.5 U	0.5 U	0.5 U	0.5 U	0.5 U	0.5 U	0.5 U	0.5 U	4.0 U	Ethylbenzene Styrene Toluene
MW-4 Screen 3	MW-4-3	Oct/Nov 2004	0.5 U	0.5 U	0.5 U	0.5 U	0.5 U	0.5 U	0.5 U	0.5 U	4.0 U	Ethylbenzene Styrene Toluene
MW-4 Screen 3	MW-4-3	Jan/Feb 2005	0.5 U	0.5 U	0.5 U	0.5 U	0.5 U	0.5 U	0.5 U	0.5 U	4.0 U	Ethylbenzene m,p-Xylene Styrene Toluene
MW-4 Screen 3	MW-4-3	April/May 2005	0.5 U	0.5 U	0.5 U	0.5 U	0.5 U	0.5 U	0.5 U	0.5 U	4.0 U	Ethylbenzene m,p-Xylene Toluene
MW-4 Screen 3	MW-4-3	July/Sept 2005	0.5 U	0.5 U	0.5 U	0.5 U	0.5 U	0.5 U	0.5 U	0.5 U	4.0 U	Ethylbenzene m,p-Xylene Styrene
MW-4 Screen 3	MW-4-3	Oct/Nov 2005	0.5 U	0.5 U	0.5 U	0.5 U	0.5 U	0.5 U	0.5 U	0.5 U	4.0 U	Ethylbenzene Styrene Toluene
MW-4 Screen 3	MW-4-3	Mar/Apr 2006	0.5 U	0.5 U	0.5 U	0.5 U	0.5 U	0.5 U	0.5 U	0.5 U	2.0 U	Ethylbenzene Styrene Toluene
MW-4 Screen 4	MW-4-4	April/May 2003	0.5 U	0.5 U	0.5 U	0.5 U	0.5 U	0.5 U	0.5 U	0.5 U	4.0 U	
MW-4 Screen 4	DUPE-1-2Q03	April/May 2003	0.5 U	0.5 U	0.5 U	0.5 U	0.5 U	0.5 U	0.5 U	0.5 U	4.0 U	
MW-4 Screen 4	MW-4-4	Oct/Nov 2003	0.5 U	0.5 U	0.5 U	0.5 U	0.5 U	0.5 U	0.5 U	0.5 U	4.0 U	4-Methyl-2-pentanone Chloroethane Chloromethane
MW-4 Screen 4	MW-4-4	April/May 2004	0.5 U	0.5 U	0.5 U	0.5 U	0.5 U	0.5 U	0.5 U	0.5 U	4.0 U	
MW-4 Screen 4	MW-4-4	Oct/Nov 2004	0.5 U	0.5 U	0.5 U	0.5 U	0.5 U	0.5 U	0.5 U	0.5 U	4.0 U	
MW-4 Screen 4	MW-4-4	April/May 2005	0.5 U	0.5 U	0.5 U	0.5 U	0.5 U	0.5 U	0.5 U	0.5 U	4.0 U	
MW-4 Screen 4	MW-4-4	Oct/Nov 2005	0.5 U	0.5 U	0.5 U	0.5 U	0.5 U	0.5 U	0.5 U	0.5 U	4.0 U	
MW-4 Screen 4	DUPE-5-4Q05	Oct/Nov 2005	0.5 U	0.5 U	0.5 U	0.5 U	0.5 U	0.5 U	0.5 U	0.5 U	4.0 U	
MW-4 Screen 5	MW-4-5	April/May 2003	0.5 U	0.5 U	0.5 U	0.5 U	0.5 U	0.5 U	0.5 U	0.5 U	4.0 U	
MW-4 Screen 5	MW-4-5	Oct/Nov 2003	0.5 U	0.5 U	0.5 U	0.5 U	0.5 U	0.5 U	0.5 U	0.5 U	4.0 U	
MW-4 Screen 5	DUPE-3-4-Q03	Oct/Nov 2003	0.5 U	0.5 U	0.5 U	0.5 U	0.5 U	0.5 U	0.5 U	0.5 U	4.0 U	4-Methyl-2-pentanone
MW-4 Screen 5	MW-4-5	April/May 2004	0.5 U	0.5 U	0.5 U	0.5 U	0.5 U	0.5 U	0.5 U	0.5 U	4.0 U	Ethylbenzene
MW-4 Screen 5	MW-4-5	Oct/Nov 2004	0.5 U	0.5 U	0.5 U	0.5 U	0.5 U	0.5 U	0.5 U	0.5 U	4.0 U	
MW-4 Screen 5	MW-4-5	April/May 2005	0.5 U	0.5 U	0.5 U	0.5 U	0.5 U	0.5 U	0.5 U	0.5 U	4.0 U	
MW-4 Screen 5	MW-4-5	Oct/Nov 2005	0.5 U	0.5 U	0.5 U	0.5 U	0.5 U	0.5 U	0.5 U	0.5 U	4.0 U	
MW-5	MW-5	Jan/Feb 2003	1.6	14.9	0.7	0.5 U	0.5 U	0.5 U	0.5 U	1.4	25.2	
MW-5	MW-5	April/May 2003	0.5 U	0.5 U	0.5 U	0.5 U	0.5 U	0.5 U	0.5 U	0.5 U	4.0 U	4-Methyl-2-pentanone
MW-5	MW-5	July/Aug 2003	0.5 U	0.5 U	0.5 U	0.5 U	0.5 U	0.5 U	0.5 U	0.5 U	4.0 U	
MW-5	MW-5	Oct/Nov 2003	0.5 U	0.5 U	0.5 U	0.5 U	0.5 U	0.5 U	0.5 U	0.5 U	4.0 U	

TABLE 1
SUMMARY OF VOLATILE ORGANIC COMPOUNDS AND PERCHLORATE DETECTED
DURING THE LONG-TERM QUARTERLY GROUDWATER SAMPLING PROGRAM
BEGINNING JANUARY 2003

(All concentrations reported in micrograms per liter)

Shaded values exceed State or Federal MCLs or action levels.

Sample Location	Sample Location	Sampling Event	Carbon Tetra chloride	TCE	PCE	1,1-DCA	1,2-DCA	1,1-DCE	Freon 113	Chloroform	Perchlorate	Other Volatile Organic Compounds (including 1,4-Dioxane, NDMA, NDPA, 1,2,3-TCP)
MW-5	MW-5	Feb 2004	0.4 J	3.5	0.5 U	0.5 U	0.5 U	0.5 U	0.5 U	0.5 U	34.2 J	
MW-5	MW-5	April/May 2004	0.5 U	0.5 U	0.5 U	0.5 U	0.5 U	0.5 U	0.5 U	0.5 U	4.0 U	
MW-5	MW-5	July/Aug 2004	0.5 U	0.5 U	0.5 U	0.5 U	0.5 U	0.5 U	0.5 U	0.5 U	4.0 U	
MW-5	DUPE-5-3Q04	July/Aug 2004	0.5 U	0.5 U	0.5 U	0.5 U	0.5 U	0.5 U	0.5 U	0.5 U	4.0 U	
MW-5	MW-5	Oct/Nov 2004	0.5 U	0.4 J	0.5 U	0.5 U	0.5 U	0.5 U	0.5 U	0.5 U	4.0 U	
MW-5	MW-5	Jan/Feb 2005	0.5 U	0.5 U	0.5 U	0.5 U	0.5 U	0.5 U	0.5 U	0.5 U	4.0 U	Methylene chloride 0.8
MW-5	DUPE-5-1Q05	Jan/Feb 2005	0.5 U	0.5 U	0.5 U	0.5 U	0.5 U	0.5 U	0.5 U	0.5 U	4.0 U	Methylene chloride 0.7
MW-5	MW-5	April/May 2005	0.5 U	0.5 U	0.5 U	0.5 U	0.5 U	0.5 U	0.5 U	0.5 U	4.0 U	
MW-5	MW-5	July/Sept 2005	0.5 U	0.5 U	0.5 U	0.5 U	0.5 U	0.5 U	0.5 U	0.5 U	4.0 U	
MW-5	DUPE-8-3Q05	July/Sept 2005	0.5 U	0.5 U	0.5 U	0.5 U	0.5 U	0.5 U	0.5 U	0.5 U	4.0 U	
MW-5	MW-5	Oct/Nov 2005	0.5 U	0.5 U	0.5 U	0.5 U	0.5 U	0.5 U	0.5 U	0.5 U	4.0 U	
MW-5	MW-5	Mar/Apr 2006	0.5 U	0.5 U	0.5 U	0.5 U	0.5 U	0.5 U	0.5 U	0.5 U	2.0 U	
MW-6	MW-6	Jan/Feb 2003	0.5 U	0.5 U	2.6	0.8	0.5 U	0.7	0.5 U	0.4 J	3.8 J	
MW-6	MW-6	April/May 2003	0.5 U	0.5 U	3.0	0.9	0.5 U	0.7	0.5 U	0.5 J	2.3 J	4-Methyl-2-pentanone 4.0 J
MW-6	MW-6	July/Aug 2003	0.5 U	0.5 U	2.3	0.7	0.5 U	0.5 U	0.5 U	0.3 J	2.9 J	
MW-6	MW-6	Oct/Nov 2003	0.5 U	0.5 U	3.0	0.9	0.5 U	0.8	0.5 U	0.3 J	3.6 J	
MW-6	MW-6	Feb 2004	0.5 U	0.5 U	2.6	0.8	0.5 U	0.7	0.5 U	0.5 J	4.0 U	
MW-6	MW-6	April/May 2004	0.5 U	0.5 U	2.1	0.8	0.5 U	0.5 U	0.5 U	0.4 J	4.0 U	
MW-6	MW-6	July/Aug 2004	0.5 U	0.5 U	1.1	0.6	0.5 U	0.5 U	0.5 U	0.5 U	3.2 J	Trichlorofluoromethane 0.4 J
MW-6	MW-6	Oct/Nov 2004	0.5 U	0.5 U	3.8	1.1	0.5 U	0.7	0.5 U	0.3 J	4.0 U	
MW-6	MW-6	Jan/Feb 2005	0.5 U	0.5 J	3.4	1.1	0.5 U	1.5	0.5 U	0.5 J	4.3	Methylene chloride 0.6
MW-6	MW-6	April/May 2005	0.5 U	0.3 J	2.1	0.7	0.5 U	0.5 U	0.5 U	0.4 J	2.9 J	
MW-6	DUPE-8-2Q05	April/May 2005	0.5 U	0.5 U	2.2	0.7	0.5 U	0.5 U	0.5 U	0.4 J	2.1 J	
MW-6	MW-6	July/Sept 2005	0.5 U	0.5 U	0.9	0.7	0.5 U	0.5 U	0.5 U	0.5 U	3.0 J	Trichlorofluoromethane 1.5
MW-6	MW-6	Oct/Nov 2005	0.5 U	0.5 U	1.6	0.9	0.5 U	0.5 U	0.5 U	0.5 U	3.3 J	
MW-6	MW-6	Mar/Apr 2006	0.5 U	0.5 U	1.8	0.9	0.5 U	0.4 J	0.5 U	0.4 J	4.0 U	
MW-6	DUP-8-1Q06	Mar/Apr 2006	0.5 U	0.5 U	1.8	1.0	0.5 U	0.4 J	0.5 U	0.4 J	4.0 U	
MW-7	MW-7	Jan/Feb 2003	102.0	4.4	11.8	0.5 U	0.5 U	6.1	4.2	12.9	5200.0	
MW-7	DUPE-6-1Q03	Jan/Feb 2003	122.0	4.8	13.5	0.5 U	0.5 U	6.4	4.2	12.3	6190.0	
MW-7	MW-7	April/May 2003	73.7	8.1	9.9	0.5 U	0.5 U	4.2	3.6	10.0	5560.0	4-Methyl-2-pentanone 6.0 J Methylene chloride 2.3
MW-7	MW-7	July/Aug 2003	40.4	4.5	4.9	0.5 U	0.5 U	2.2	2.2	6.8	1920.0 J	
MW-7	MW-7	Oct/Nov 2003	42.0	5.0	7.2	0.5 U	0.5 U	3.2	2.4	9.9	2400.0 J	
MW-7	MW-7	Feb 2004	94.7	8.2	30.2	0.5 U	0.5 U	10.5	8.6	26.3	7690.0	
MW-7	MW-7	April/May 2004	72.0 J	6.8	15.6	0.5 U	0.5 U	7.6	5.8	15.9	4680.0	Bromodichloromethane 0.4 J Toluene 0.8
MW-7	DUPE-7-2Q04	April/May 2004	65.1	7.1	16.3	0.5 U	0.5 U	7.9	6.0	16.3	4430.0	Bromodichloromethane 0.4 J Toluene 0.8
MW-7	MW-7	July/Aug 2004	58.0	6.3	15.0	0.5 U	0.5 U	5.5	5.0	16.2	3760.0	
MW-7	MW-7	Oct/Nov 2004	51.4	8.7	34.7	0.5 U	0.5 U	8.0	9.0	17.7	4810.0	Toluene 0.5
MW-7	MW-7	Jan/Feb 2005	57.3	9.3	15.8	0.5 U	0.5 U	7.6	6.0	12.5	4680.0	Methylene chloride 0.9
MW-7	MW-7	April/May 2005	7.6	3.3	1.4	0.5 U	0.5 U	0.5 U	0.5 U	2.8	155.0	
MW-7	MW-7	July/Sept 2005	0.7	0.5 U	0.5 U	0.5 U	0.5 U	0.5 U	0.5 U	0.5 U	87.1	
MW-7	MW-7	Oct/Nov 2005	0.5 U	0.5 U	0.5 U	0.5 U	0.5 U	0.5 U	0.5 U	0.5 U	32.1	Toluene 1.8
MW-7	DUPE-8-4Q05	Oct/Nov 2005	0.5 U	0.5 U	0.5 U	0.5 U	0.5 U	0.5 U	0.5 U	0.5 U	32.3	Toluene 1.9
MW-7	MW-7	Mar/Apr 2006	0.5 U	0.5 U	0.5 U	0.5 U	0.5 U	0.5 U	0.5 U	0.5 U	26.0	
MW-8	MW-8	Jan/Feb 2003	4.3	2.6	0.5 U	0.5 U	0.5 U	0.5 U	0.5 U	1.1	45.0	
MW-8	MW-8	April/May 2003	0.5 U	0.5 U	0.5 U	0.5 U	0.5 U	0.5 U	0.5 U	0.5 U	4.2	4-Methyl-2-pentanone 5.0 J
MW-8	MW-8	July/Aug 2003	0.5 U	0.5 U	0.5 U	0.5 U	0.5 U	0.5 U	0.5 U	0.5 U	9.7 J	
MW-8	MW-8	Oct/Nov 2003	0.5 U	0.5 U	0.5 U	0.5 U	0.5 U	0.5 U	0.5 U	0.5 U	20.2 J	
MW-8	DUPE-7-4-Q03	Oct/Nov 2003	0.5 U	0.5 U	0.5 U	0.5 U	0.5 U	0.5 U	0.5 U	0.5 U	20.2 J	
MW-8	MW-8	Feb 2004	0.8	0.6	0.5 U	0.5 U	0.5 U	0.5 U	0.5 U	0.5 J	32.6	
MW-8	MW-8	April/May 2004	0.5 U	0.5 U	0.5 U	0.5 U	0.5 U	0.5 U	0.5 U	0.5 U	4.0 U	
MW-8	MW-8	July/Aug 2004	0.5 U	0.5 U	0.5 U	0.5 U	0.5 U	0.5 U	0.5 U	0.5 U	9.4	
MW-8	MW-8	Oct/Nov 2004	0.5 U	0.5 U	0.5 U	0.5 U	0.5 U	0.5 U	0.5 U	0.5 U	13.6	
MW-8	MW-8	Jan/Feb 2005	0.5 U	0.5 U	0.5 U	0.5 U	0.5 U	0.5 U	0.5 U	0.5 U	4.0 U	Methylene chloride 0.5 J
MW-8	DUPE-6-1Q05	Jan/Feb 2005	0.5 U	0.5 U	0.5 U	0.5 U	0.5 U	0.5 U	0.5 U	0.5 U	4.0 U	Methylene chloride 0.5
MW-8	MW-8	April/May 2005	0.5 U	0.5 U	0.5 U	0.5 U	0.5 U	0.5 U	0.5 U	0.5 U	4.0 U	
MW-8	MW-8	July/Sept 2005	0.5 U	0.5 U	0.5 U	0.5 U	0.5 U	0.5 U	0.5 U	0.5 U	1.4 J	
MW-8	MW-8	Oct/Nov 2005	0.5 U	0.5 U	0.5 U	0.5 U	0.5 U	0.5 U	0.5 U	0.5 U	4.0 U	Toluene 0.4 J
MW-8	MW-8	Mar/Apr 2006	0.5 U	0.5 U	0.5 U	0.5 U	0.5 U	0.5 U	0.5 U	0.5 U	2.0 U	
MW-9	MW-9	April/May 2003	0.5 U	0.5 U	0.5 U	0.5 U	0.5 U	0.5 U	0.5 U	0.5 U	4.0 U	4-Methyl-2-pentanone 5.0 J
MW-9	MW-9	Oct/Nov 2003	0.5 U	0.5 U	0.5 U	0.5 U	0.5 U	0.5 U	0.5 U	0.5 U	3.0 J	
MW-9	MW-9	April/May 2004	0.5 U	0.5 U	0.5 U	0.5 U	0.5 U	0.5 U	0.5 U	0.5 U	4.0 U	
MW-9	MW-9	Oct/Nov 2004	0.5 U	0.5 U	0.5 U	0.5 U	0.5 U	0.5 U	0.5 U	0.5 U	4.0 U	
MW-9	MW-9	April/May 2005	0.5 U	0.5 U	0.5 U	0.5 U	0.5 U	0.5 U	0.5 U	0.5 U	4.0 U	
MW-9	DUPE-3-2Q05	April/May 2005	0.5 U	0.5 U	0.5 U	0.5 U	0.5 U	0.5 U	0.5 U	0.5 U	4.0 U	
MW-9	MW-9	Oct/Nov 2005	0.5 U	0.5 U	0.5 U	0.5 U	0.5 U	0.5 U	0.5 U	0.5 U	4.0 U	
MW-10	MW-10	Jan/Feb 2003	0.5 U	2.5	1.3	0.5 J	0.5 U	0.5 U	0.5 U	0.5	3.5 J	
MW-10	MW-10	April/May 2003	0.2 J	11.2	1.3	0.8	0.5 U	0.5 U	0.5 U	1.1	17.5	1,4-Dioxane 1.0 4-Methyl-2-pentanone 6.0 J
MW-10	MW-10	July/Aug 2003	0.3 J	12.3	0.9	0.6	0.5 U	0.5 U	0.5 U	1.3	43.6 J	
MW-10	MW-10	Oct/Nov 2003	0.5 U	10.8	1.5	0.9	0.5 U	0.5 U	0.5 U	1.2	21.9 J	
MW-10	MW-10	Feb 2004	0.5 U	4.9	1.7	0.8	0.5 U	0.5 U	0.5 U	0.9	5.1	
MW-10	MW-10	April/May 2004	0.5 U	13.4	2.0	1.1	0.5 U	0.5 U	0.5 U	1.3	13.5	
MW-10	MW-10	July/Aug 2004	0.5 U	14.6	1.5	0.9	0.5 U	0.5 U	0.5 U	1.3	25.3	
MW-10	DUPE-6-3Q04	July/Aug 2004	0.5 U	16.6	1.8	1.0	0.5 U	0.5 U	0.5 U	1.4	25.5	
MW-10	MW-10	Oct/Nov 2004	0.5 U	4.8	2.2	1.0	0.5 U	0.5 U	0.5 U	1.0	4.0 U	Toluene 0.4 J
MW-10	DUP-6-11/18/04	Oct/Nov 2004	0.5 U	4.5	2.2	0.9	0.5 U	0.5 U	0.5 U	0.9	4.0 U	Toluene 0.4 J

TABLE 1
SUMMARY OF VOLATILE ORGANIC COMPOUNDS AND PERCHLORATE DETECTED
DURING THE LONG-TERM QUARTERLY GROUNDWATER SAMPLING PROGRAM
BEGINNING JANUARY 2003

(All concentrations reported in micrograms per liter)
 Shaded values exceed State or Federal MCLs or action levels.

Sample Location	Sample Location	Sampling Event	Carbon Tetrachloride	TCE	PCE	1,1-DCA	1,2-DCA	1,1-DCE	Freon 113	Chloroform	Perchlorate	Other Volatile Organic Compounds (including 1,4-Dioxane, NDMA, NDPA, 1,2,3-TCP)
MW-10	MW-10	Jan/Feb 2005	1.3	17.5	1.5	0.8	0.5 U	0.5 U	0.5 U	1.4	71.6	Methylene chloride 0.7
MW-10	MW-10	April/May 2005	0.5 U	5.5	0.4 J	0.5 U	0.5 U	0.5 U	0.5 U	1.1	91.8	Bromodichloromethane 0.4 J
MW-10	DUPE-9-2Q05	April/May 2005	0.5 U	5.8	0.4 J	0.5 U	0.5 U	0.5 U	0.5 U	1.1	91.1	Bromodichloromethane 0.5 J
MW-10	MW-10	July/Sept 2005	0.5	4.9	0.5 U	0.5 U	0.5 U	0.5 U	0.5 U	1.2	108.0	
MW-10	DUPE-7-3Q05	July/Sept 2005	0.5 U	5.1	0.5 U	0.5 U	0.5 U	0.5 U	0.5 U	1.1	110.0	
MW-10	MW-10	Oct/Nov 2005	0.7	22.9	1.3	0.3 J	0.5 U	0.5 U	0.5 U	2.6	57.0	
MW-10	MW-10	Mar/Apr 2006	0.5 J	21.0	1.6	0.6	0.5 U	0.5 U	0.5 U	2.1	22.0	Toluene 0.3 J
MW-11 Screen 1	MW-11-1	Jan/Feb 2003	0.5 U	0.5 U	0.5 U	0.5 U	0.5 U	0.5 U	0.5 U	0.5 U	2.4 J	
MW-11 Screen 1	MW-11-1	April/May 2003	0.5 U	0.5 U	0.5 U	0.5 U	0.5 U	0.5 U	0.5 U	0.5 U	4.0 U	4-Methyl-2-pentanone 6.0 J
MW-11 Screen 1	MW-11-1	July/Aug 2003	0.5 U	0.5 U	0.5 U	0.5 U	0.5 U	0.5 U	0.5 U	0.5 U	4.0 U	
MW-11 Screen 1	MW-11-1	Oct/Nov 2003	0.5 U	0.5 U	0.5 U	0.5 U	0.5 U	0.5 U	0.5 U	0.5 U	4.0 U	
MW-11 Screen 1	MW-11-1	Feb 2004	0.5 U	0.5 U	0.5 U	0.5 U	0.5 U	0.5 U	0.5 U	0.5 U	4.0 UJ	
MW-11 Screen 1	MW-11-1	April/May 2004	0.5 U	0.5 U	0.5 U	0.5 U	0.5 U	0.5 U	0.5 U	0.5 U	4.0 U	
MW-11 Screen 1	MW-11-1	July/Aug 2004	0.5 U	0.5 U	0.5 U	0.5 U	0.5 U	0.5 U	0.5 U	0.5 U	4.0 U	
MW-11 Screen 1	MW-11-1	Oct/Nov 2004	0.5 U	0.5 U	0.5 U	0.5 U	0.5 U	0.5 U	0.5 U	0.5 U	4.0 U	
MW-11 Screen 1	MW-11-1	Jan/Feb 2005	0.5 U	0.5 U	0.5 U	0.5 U	0.5 U	0.5 U	0.5 U	0.5 U	4.0 U	
MW-11 Screen 1	MW-11-1	April/May 2005	0.5 U	0.5 U	0.5 U	0.5 U	0.5 U	0.5 U	0.5 U	0.5 U	4.0 U	
MW-11 Screen 1	MW-11-1	July/Sept 2005	0.5 U	0.5 U	0.5 U	0.5 U	0.5 U	0.5 U	0.5 U	0.5 U	4.0 U	m,p-Xylene 0.5
MW-11 Screen 1	MW-11-1	Oct/Nov 2005	0.5 U	0.5 U	0.5 U	0.5 U	0.5 U	0.5 U	0.5 U	0.5 U	4.0 U	Methylene chloride 1.0
MW-11 Screen 1	MW-11-1	Mar/Apr 2006	0.5 U	0.5 U	0.5 U	0.5 U	0.5 U	0.5 U	0.5 U	0.5 U	4.0 U	
MW-11 Screen 2	MW-11-2	Jan/Feb 2003	0.5 U	0.5 U	0.5 U	0.5 U	0.5 U	0.5 U	0.5 U	0.5 J	3.6 J	
MW-11 Screen 2	MW-11-2	April/May 2003	0.5 U	0.5 U	0.5 U	0.5 U	0.5 U	0.5 U	0.5 U	0.5 U	4.0 U	4-Methyl-2-pentanone 6.0 J
MW-11 Screen 2	MW-11-2	July/Aug 2003	0.5 U	0.5 U	0.5 U	0.5 U	0.5 U	0.5 U	0.5 U	0.5 U	4.0 U	
MW-11 Screen 2	MW-11-2	Oct/Nov 2003	0.5 U	0.5 U	0.5 U	0.5 U	0.5 U	0.5 U	0.5 U	0.5 U	4.0 U	
MW-11 Screen 2	MW-11-2	Feb 2004	0.5 U	0.5 U	0.5 U	0.5 U	0.5 U	0.5 U	0.5 U	0.5 U	4.0 UJ	
MW-11 Screen 2	MW-11-2	April/May 2004	0.5 U	0.5 U	0.5 U	0.5 U	0.5 U	0.5 U	0.5 U	0.5 U	4.0 U	
MW-11 Screen 2	MW-11-2	July/Aug 2004	0.5 U	0.5 U	0.5 U	0.5 U	0.5 U	0.5 U	0.5 U	0.5 U	4.0 U	
MW-11 Screen 2	MW-11-2	Oct/Nov 2004	0.5 U	0.5 U	0.5 U	0.5 U	0.5 U	0.5 U	0.5 U	0.3 J	4.0 U	
MW-11 Screen 2	MW-11-2	Jan/Feb 2005	1.0	0.5 U	0.5 U	0.5 U	0.5 U	0.5 U	0.5 U	0.5 U	4.0 U	m,p-Xylene 0.4 J
MW-11 Screen 2	MW-11-2	April/May 2005	0.5 U	0.5 U	0.5 U	0.5 U	0.5 U	0.5 U	0.5 U	0.5 U	4.0 U	m,p-Xylene 0.4 J
MW-11 Screen 2	MW-11-2	July/Sept 2005	0.5 U	0.5 U	0.5 U	0.5 U	0.5 U	0.5 U	0.5 U	0.5 U	4.0 U	
MW-11 Screen 2	DUPE-4-3Q05	July/Sept 2005	0.5 U	0.5 U	0.5 U	0.5 U	0.5 U	0.5 U	0.5 U	0.5 U	4.0 U	
MW-11 Screen 2	MW-11-2	Oct/Nov 2005	0.5 U	0.5 U	0.5 U	0.5 U	0.5 U	0.5 U	0.5 U	0.5 U	4.0 U	
MW-11 Screen 2	MW-11-2	Mar/Apr 2006	0.5 U	0.5 U	0.5 U	0.5 U	0.5 U	0.5 U	0.5 U	0.5 U	2.0 U	
MW-11 Screen 2	DUP-7-1Q06	Mar/Apr 2006	0.5 U	0.5 U	0.5 U	0.5 U	0.5 U	0.5 U	0.5 U	0.5 U	2.0 U	
MW-11 Screen 3	MW-11-3	Jan/Feb 2003	0.5 U	0.5 U	0.5 U	0.5 U	0.5 U	0.5 U	0.5 U	0.5 U	3.1 J	
MW-11 Screen 3	MW-11-3	April/May 2003	0.5 U	0.5 U	0.5 U	0.5 U	0.5 U	0.5 U	0.5 U	0.5 U	4.0 U	4-Methyl-2-pentanone 6.0 J
MW-11 Screen 3	MW-11-3	July/Aug 2003	0.5 U	0.5 U	0.5 U	0.5 U	0.5 U	0.5 U	0.5 U	0.5 U	4.0 U	
MW-11 Screen 3	MW-11-3	Oct/Nov 2003	0.5 U	0.5 U	0.5 U	0.5 U	0.5 U	0.5 U	0.5 U	0.5 U	4.0 U	4-Methyl-2-pentanone 2.0 J Chloroethane 1.4 Chloromethane 0.4 J
MW-11 Screen 3	MW-11-3	Feb 2004	0.5 U	0.5 U	0.5 U	0.5 U	0.5 U	0.5 U	0.5 U	0.5 U	4.0 UJ	
MW-11 Screen 3	MW-11-3	April/May 2004	0.5 U	0.5 U	0.5 U	0.5 U	0.5 U	0.5 U	0.5 U	0.5 U	4.0 U	
MW-11 Screen 3	DUPE-5-2Q04	April/May 2004	0.5 U	0.5 U	0.5 U	0.5 U	0.5 U	0.5 U	0.5 U	0.5 U	4.0 U	
MW-11 Screen 3	MW-11-3	July/Aug 2004	0.5 U	0.5 U	0.5 U	0.5 U	0.5 U	0.5 U	0.5 U	0.5 U	4.0 U	Methyl-tert-butyl ether (MTBE) 0.4 J Styrene 0.3 J
MW-11 Screen 3	MW-11-3	Oct/Nov 2004	0.5 U	0.5 U	0.5 U	0.5 U	0.5 U	0.5 U	0.5 U	0.5 U	4.0 U	
MW-11 Screen 3	DUPE-5-4Q04	Oct/Nov 2004	0.5 U	0.5 U	0.5 U	0.5 U	0.5 U	0.5 U	0.5 U	0.5 U	4.0 U	
MW-11 Screen 3	MW-11-3	Jan/Feb 2005	0.5 U	0.5 U	0.5 U	0.5 U	0.5 U	0.5 U	0.5 U	0.5 U	4.0 U	
MW-11 Screen 3	MW-11-3	April/May 2005	0.5 U	0.5 U	0.5 U	0.5 U	0.5 U	0.5 U	0.5 U	0.5 U	4.0 U	
MW-11 Screen 3	DUPE-7-2Q05	April/May 2005	0.5 U	0.5 U	0.5 U	0.5 U	0.5 U	0.5 U	0.5 U	0.5 U	4.0 U	
MW-11 Screen 3	MW-11-3	July/Sept 2005	0.5 U	0.5 U	0.5 U	0.5 U	0.5 U	0.5 U	0.5 U	0.5 U	4.0 U	m,p-Xylene 0.6
MW-11 Screen 3	MW-11-3	Oct/Nov 2005	0.5 U	0.5 U	0.5 U	0.5 U	0.5 U	0.5 U	0.5 U	0.5 U	4.0 U	
MW-11 Screen 3	MW-11-3	Mar/Apr 2006	0.5 U	0.5 U	0.5 U	0.5 U	0.5 U	0.5 U	0.5 U	0.5 U	2.0 U	
MW-11 Screen 4	MW-11-4	Jan/Feb 2003	0.5 U	0.5 U	0.5 U	0.5 U	0.5 U	0.5 U	0.5 U	0.5 U	4.8	
MW-11 Screen 4	MW-11-4	April/May 2003	0.5 U	0.5 U	0.5 U	0.5 U	0.5 U	0.5 U	0.5 U	0.5 U	4.0 U	4-Methyl-2-pentanone 7.0 J
MW-11 Screen 4	MW-11-4	July/Aug 2003	0.5 U	0.5 U	0.5 U	0.5 U	0.5 U	0.5 U	0.5 U	0.5 U	4.0 U	4-Methyl-2-pentanone 0.3 J
MW-11 Screen 4	MW-11-4	Oct/Nov 2003	0.5 U	0.5 U	0.5 U	0.5 U	0.5 U	0.5 U	0.5 U	0.5 U	4.0 U	
MW-11 Screen 4	MW-11-4	Feb 2004	0.5 U	0.5 U	0.5 U	0.5 U	0.5 U	0.5 U	0.5 U	0.5 U	4.0 UJ	
MW-11 Screen 4	DUPE-5-1Q04	Feb 2004	0.5 U	0.5 U	0.5 U	0.5 U	0.5 U	0.5 U	0.5 U	0.5 U	4.0 UJ	
MW-11 Screen 4	MW-11-4	April/May 2004	0.5 U	0.5 U	0.5 U	0.5 U	0.5 U	0.5 U	0.5 U	0.5 U	4.0 U	
MW-11 Screen 4	MW-11-4	July/Aug 2004	0.5 U	0.5 U	0.5 U	0.5 U	0.5 U	0.5 U	0.5 U	0.5 U	4.0 U	
MW-11 Screen 4	DUPE-3-3Q04	July/Aug 2004	0.5 U	0.5 U	0.5 U	0.5 U	0.5 U	0.5 U	0.5 U	0.5 U	4.0 U	
MW-11 Screen 4	MW-11-4	Oct/Nov 2004	0.5 U	0.5 U	0.5 U	0.5 U	0.5 U	0.5 U	0.5 U	0.5 U	4.0 U	
MW-11 Screen 4	MW-11-4	Jan/Feb 2005	0.5 U	0.5 U	0.5 U	0.5 U	0.5 U	0.5 U	0.5 U	0.5 U	4.0 U	m,p-Xylene 0.4 J
MW-11 Screen 4	MW-11-4	April/May 2005	0.5 U	0.5 U	0.5 U	0.5 U	0.5 U	0.5 U	0.5 U	0.5 U	4.0 U	
MW-11 Screen 4	MW-11-4	July/Sept 2005	0.5 U	0.5 U	0.5 U	0.5 U	0.5 U	0.5 U	0.5 U	0.5 U	4.0 U	
MW-11 Screen 4	MW-11-4	Oct/Nov 2005	0.5 U	0.5 U	0.5 U	0.5 U	0.5 U	0.5 U	0.5 U	0.5 U	4.0 U	
MW-11 Screen 4	MW-11-4	Mar/Apr 2006	0.5 U	0.5 U	0.5 U	0.5 U	0.5 U	0.5 U	0.5 U	0.5 U	1.0 U	
MW-11 Screen 5	MW-11-5	April/May 2003	0.5 U	0.5 U	0.5 U	0.5 U	0.5 U	0.5 U	0.5 U	0.5 U	4.0 U	4-Methyl-2-pentanone 7.0 J
MW-11 Screen 5	MW-11-5	Oct/Nov 2003	0.5 U	0.5 U	0.5 U	0.5 U	0.5 U	0.5 U	0.5 U	0.5 U	4.0 U	
MW-11 Screen 5	MW-11-5	April/May 2004	0.5 U	0.5 U	0.5 U	0.5 U	0.5 U	0.5 U	0.5 U	0.5 U	4.0 U	Methylene chloride 0.6
MW-11 Screen 5	MW-11-5	Oct/Nov 2004	0.5 U	0.5 U	0.5 U	0.5 U	0.5 U	0.5 U	0.5 U	0.5 U	4.0 U	
MW-11 Screen 5	MW-11-5	April/May 2005	0.5 U	0.5 U	0.5 U	0.5 U	0.5 U	0.5 U	0.5 U	0.5 U	4.0 U	
MW-11 Screen 5	MW-11-5	Oct/Nov 2005	0.5 U	0.5 U	0.5 U	0.5 U	0.5 U	0.5 U	0.5 U	0.5 U	4.0 U	Styrene 0.3 J
MW-11 Screen 5	DUP-6-4Q05	Oct/Nov 2005	0.5 U	0.5 U	0.5 U	0.5 U	0.5 U	0.5 U	0.5 U	0.5 U	4.0 U	
MW-12 Screen 1	MW-12-1	Jan/Feb 2003	0.5 U	0.5 U	0.5 U	0.5 U	0.5 U	0.5 U	0.5 U	0.5 U	2.9 J	1,3-Dichloropropane 0.6
MW-12 Screen 1	MW-12-1	April/May 2003	0.5 U	0.5 U	0.5 U	0.5 U	0.5 U	0.5 U	0.5 U	0.5 U	4.0 U	4-Methyl-2-pentanone 8.0 J
MW-12 Screen 1	MW-12-1	July/Aug 2003	0.5 U	0.5 U	0.5 U	0.5 U	0.5 U	0.5 U	0.5 U	0.5 U	4.0 U	
MW-12 Screen 1	MW-12-1	Oct/Nov 2003	0.5 U	0.5 U	0.5 U	0.5 U	0.5 U	0.5 U	0.5 U	0.5 U	4.0 U	
MW-12 Screen 1	DUPE-4-4-Q03	Oct/Nov 2003	0.5 U	0.5 U	0.5 U	0.5 U	0.5 U	0.5 U	0.5 U	0.5 U	4.0 U	
MW-12 Screen 1	MW-12-1	Feb 2004	0.5 U	0.5 U	0.5 U	0.5 U	0.5 U	0.5 U	0.5 U	0.5 U	4.0 U	
MW-12 Screen 1	MW-12-1	April/May 2004	0.5 U	0.5 U	0.5 U	0.5 U	0.5 U	0.5 U	0.5 U	0.5 U	4.0 U	
MW-12 Screen 1	MW-12-1	July/Aug 2004	0.5 U	0.5 U	0.5 U	0.5 U	0.5 U	0.5 U	0.5 U	0.5 U	4.0 U	
MW-12 Screen 1	MW-12-1	Oct/Nov 2004	0.5 U	0.5 U	0.5 U	0.5 U	0.5 U	0.5 U	0.5 U	0.5 U	4.0 U	
MW-12 Screen 1	MW-12-1	Jan/Feb 2005	0.5 U	0.5 U	0.5 U	0.5 U	0.5 U	0.5 U	0.5 U	0.5 U	4.0 U	
MW-12 Screen 1	MW-12-1	April/May 2005</										

TABLE 1
SUMMARY OF VOLATILE ORGANIC COMPOUNDS AND PERCHLORATE DETECTED
DURING THE LONG-TERM QUARTERLY GROUDWATER SAMPLING PROGRAM
BEGINNING JANUARY 2003

(All concentrations reported in micrograms per liter)

Shaded values exceed State or Federal MCLs or action levels.

Sample Location	Sample Location	Sampling Event	Carbon Tetra- chloride	TCE	PCE	1,1-DCA	1,2-DCA	1,1-DCE	Freon 113	Chlorofo r m	Perchlorate	Other Volatile Organic Compounds (including 1,4-Dioxane, NDMA, NDPA, 1,2,3-TCP)		
MW-12 Screen 1	MW-12-1	July/Sept 2005	0.5 U	0.5 U	0.5 U	0.5 U	0.5 U	0.5 U	0.5 U	0.5 U	4.0 U			
MW-12 Screen 1	MW-12-1	Oct/Nov 2005	0.5 U	0.5 U	0.5 U	0.5 U	0.5 U	0.5 U	0.5 U	0.5 U	4.0 U	Methylene chloride	0.5 J	
MW-12 Screen 1	MW-12-1	Mar/Apr 2006	0.5 U	0.5 U	0.5 U	0.5 U	0.5 U	0.5 U	0.5 U	0.5 U	2.0 U			
MW-12 Screen 1	DUP-6-1Q06	Mar/Apr 2006	0.5 U	0.5 U	0.5 U	0.5 U	0.5 U	0.5 U	0.5 U	0.5 U	2.0 U			
MW-12 Screen 2	MW-12-2	Jan/Feb 2003	0.5 J	0.5 U	0.5 U	0.5 U	0.5 U	0.5 U	0.5 U	0.5 U	2.2 J	1,3-Dichloropropane	0.5	
MW-12 Screen 2	DUPE-4-1Q03	Jan/Feb 2003	0.6	0.5 U	0.5 U	0.5 U	0.5 U	0.5 U	0.5 U	0.5 U	3.6 J	1,3-Dichloropropane	0.6	
MW-12 Screen 2	MW-12-2	April/May 2003	0.5 U	0.5 U	0.5 U	0.5 U	0.5 U	0.5 U	0.5 U	0.5 U	2.0 J	4-Methyl-2-pentanone	5.0 J	
MW-12 Screen 2	MW-12-2	July/Aug 2003	0.3 J	0.5 U	0.5 U	0.5 U	0.5 U	0.5 U	0.5 U	0.5 U	3.4 J			
MW-12 Screen 2	MW-12-2	Oct/Nov 2003	0.4 J	0.5 U	0.5 U	0.5 U	0.5 U	0.5 U	0.5 U	0.5 U	4.0 U			
MW-12 Screen 2	MW-12-2	Feb 2004	0.5 U	0.5 U	0.5 U	0.5 U	0.5 U	0.5 U	0.5 U	0.5 U	4.0 U			
MW-12 Screen 2	MW-12-2	April/May 2004	0.5 U	0.5 U	0.5 U	0.5 U	0.5 U	0.5 U	0.5 U	0.5 U	4.0 U			
MW-12 Screen 2	MW-12-2	July/Aug 2004	0.5 J	0.5 U	0.5 U	0.5 U	0.5 U	0.5 U	0.5 U	0.5 U	4.0 U			
MW-12 Screen 2	MW-12-2	Oct/Nov 2004	0.5 U	0.5 U	0.5 U	0.5 U	0.5 U	0.5 U	0.5 U	0.5 U	4.0 U			
MW-12 Screen 2	MW-12-2	Jan/Feb 2005	1.4	0.5 U	0.5 U	0.5 U	0.5 U	0.5 U	0.5 U	0.5 U	3.8 J	m,p-Xylene	0.3 J	
MW-12 Screen 2	MW-12-2	April/May 2005	0.5 U	0.5 U	0.5 U	0.5 U	0.5 U	0.5 U	0.5 U	0.5 U	2.8 J			
MW-12 Screen 2	MW-12-2	July/Sept 2005	0.6	0.5 U	0.5 U	0.5 U	0.5 U	0.5 U	0.5 U	0.5 U	2.3 J			
MW-12 Screen 2	MW-12-2	Oct/Nov 2005	0.5 U	0.5 U	0.5 U	0.5 U	0.5 U	0.5 U	0.5 U	0.5 U	4.0 U	Methylene chloride	0.6	
MW-12 Screen 2	MW-12-2	Mar/Apr 2006	0.5 U	0.5 U	0.5 U	0.5 U	0.5 U	0.5 U	0.5 U	0.5 U	4.0 U			
MW-12 Screen 3	MW-12-3	Jan/Feb 2003	4.9	0.5 U	0.5 U	0.5 U	0.5 U	0.5 U	0.5 U	0.5 U	2.2	1.8 J		
MW-12 Screen 3	MW-12-3	April/May 2003	2.5	0.5 U	0.5 U	0.5 U	0.5 U	0.5 U	0.5 U	0.5 U	1.1	2.8 J		
MW-12 Screen 3	DUPE-6-2Q03	April/May 2003	2.6	0.5 U	0.5 U	0.5 U	0.5 U	0.5 U	0.5 U	0.5 U	1.2	3.4 J	4-Methyl-2-pentanone	4.0 J
MW-12 Screen 3	MW-12-3	July/Aug 2003	5.1	0.5 U	0.5 U	0.5 U	0.5 U	0.5 U	0.5 U	0.5 U	1.7	2.8 J		
MW-12 Screen 3	MW-12-3	Oct/Nov 2003	2.2	0.5 U	0.5 U	0.5 U	0.5 U	0.5 U	0.5 U	0.5 U	2.3	4.0 U		
MW-12 Screen 3	MW-12-3	Feb 2004	3.5	0.5 U	0.5 U	0.5 U	0.5 U	0.5 U	0.5 U	0.5 U	2.4	4.0 U		
MW-12 Screen 3	MW-12-3	April/May 2004	1.1	0.5 U	0.5 U	0.5 U	0.5 U	0.5 U	0.5 U	0.5 U	4.6	4.0 U		
MW-12 Screen 3	MW-12-3	July/Aug 2004	0.5 U	0.5 U	0.5 U	0.5 U	0.5 U	0.5 U	0.5 U	0.5 U	2.4	4.0 U		
MW-12 Screen 3	MW-12-3	Oct/Nov 2004	2.5	0.5	0.5 U	0.5 U	0.5 U	0.5 U	0.5 U	0.5 U	6.4	4.0 U		
MW-12 Screen 3	MW-12-3	Jan/Feb 2005	4.4	0.5 U	0.5 U	0.5 U	0.5 U	0.5 U	0.5 U	0.5 U	3.3	4.0 U	m,p-Xylene	0.4 J
MW-12 Screen 3	MW-12-3	April/May 2005	1.2	0.5 U	0.5 U	0.5 U	0.5 U	0.5 U	0.5 U	0.5 U	0.9	3.6 J		
MW-12 Screen 3	MW-12-3	July/Sept 2005	2.0	0.5 U	0.5 U	0.5 U	0.5 U	0.5 U	0.5 U	0.5 U	0.8	2.9 J	1,2,3-Trichloropropane	0.0180
MW-12 Screen 3	MW-12-3	Oct/Nov 2005	0.5 U	0.5 U	0.5 U	0.5 U	0.5 U	0.5 U	0.5 U	0.5 U	2.1	4.0 U	Methylene chloride	1.1
MW-12 Screen 3	MW-12-3	Mar/Apr 2006	0.3 J	0.2 J	0.5 U	0.5 U	0.5 U	0.5 U	0.5 U	0.5 U	0.9	2.0 U		
MW-12 Screen 4	MW-12-4	Jan/Feb 2003	2.3	0.4 J	0.5 U	0.5 U	0.5 U	0.5 U	0.5 U	0.5 U	0.8	1.9 J		
MW-12 Screen 4	MW-12-4	April/May 2003	1.5	0.3 J	0.5 U	0.5 U	0.5 U	0.5 U	0.5 U	0.5 U	0.7	3.6 J		
MW-12 Screen 4	MW-12-4	July/Aug 2003	1.6	0.4 J	0.5 U	0.5 U	0.5 U	0.5 U	0.5 U	0.5 U	0.6	5.6		
MW-12 Screen 4	MW-12-4	Oct/Nov 2003	1.6	0.5 U	0.5 U	0.5 U	0.5 U	0.5 U	0.5 U	0.5 U	0.6	3.8 J		
MW-12 Screen 4	MW-12-4	Feb 2004	2.2	0.4 J	0.5 U	0.5 U	0.5 U	0.5 U	0.5 U	0.5 U	0.7	4.0 U		
MW-12 Screen 4	MW-12-4	April/May 2004	1.1	0.3 J	0.5 U	0.5 U	0.5 U	0.5 U	0.5 U	0.5 U	0.7	4.4		
MW-12 Screen 4	DUPE-4-2Q04	April/May 2004	2.2	0.5 J	0.5 U	0.5 U	0.5 U	0.5 U	0.5 U	0.5 U	0.8	4.5		
MW-12 Screen 4	MW-12-4	July/Aug 2004	3.0	0.6	0.5 U	0.5 U	0.5 U	0.5 U	0.5 U	0.5 U	0.8	3.2 J		
MW-12 Screen 4	MW-12-4	Oct/Nov 2004	0.7	0.4 J	0.5 U	0.5 U	0.5 U	0.5 U	0.5 U	0.5 U	0.8	5.6		
MW-12 Screen 4	DUPE-4-4Q04	Oct/Nov 2004	1.0	0.5 U	0.5 U	0.5 U	0.5 U	0.5 U	0.5 U	0.5 U	0.9	4.0 U		
MW-12 Screen 4	MW-12-4	Jan/Feb 2005	2.8	0.5	0.5 U	0.5 U	0.5 U	0.5 U	0.5 U	0.5 U	0.8	6.6	m,p-Xylene	0.5 J
MW-12 Screen 4	MW-12-4	April/May 2005	0.6	0.5 U	0.5 U	0.5 U	0.5 U	0.5 U	0.5 U	0.5 U	0.4 J	5.0	m,p-Xylene	0.3 J
MW-12 Screen 4	MW-12-4	July/Sept 2005	2.1	0.5 U	0.5 U	0.5 U	0.5 U	0.5 U	0.5 U	0.5 U	0.5 J	3.6 J	1,2,3-Trichloropropane	0.0230
MW-12 Screen 4	MW-12-4	Oct/Nov 2005	1.4	0.5 U	0.5 U	0.5 U	0.5 U	0.5 U	0.5 U	0.5 U	0.8	3.2 J	Methylene chloride	0.7
MW-12 Screen 4	MW-12-4	Mar/Apr 2006	2.4	0.6	0.5 U	0.5 U	0.5 U	0.5 U	0.5 U	0.5 U	1.0	3.5		
MW-12 Screen 5	MW-12-5	Jan/Feb 2003	0.5 U	0.5 U	0.5 U	0.5 U	0.5 U	0.5 U	0.5 U	0.5 U	2.0 J			
MW-12 Screen 5	MW-12-5	April/May 2003	0.6	0.5 U	0.5 U	0.5 U	0.5 U	0.5 U	0.5 U	0.5 U	0.4 J	2.2 J	4-Methyl-2-pentanone	7.0 J
MW-12 Screen 5	MW-12-5	July/Aug 2003	0.9	0.5 U	0.5 U	0.5 U	0.5 U	0.5 U	0.5 U	0.5 U	1.9 J			
MW-12 Screen 5	MW-12-5	Oct/Nov 2003	0.4 J	0.5 U	0.5 U	0.5 U	0.5 U	0.5 U	0.5 U	0.5 U	4.0 U			
MW-12 Screen 5	MW-12-5	Feb 2004	0.5 U	0.5 U	0.5 U	0.5 U	0.5 U	0.5 U	0.5 U	0.5 U	4.0 U			
MW-12 Screen 5	DUPE-6-1Q04	Feb 2004	0.5 U	0.5 U	0.5 U	0.5 U	0.5 U	0.5 U	0.5 U	0.5 U	4.0 U			
MW-12 Screen 5	MW-12-5	April/May 2004	0.5	0.5 U	0.5 U	0.5 U	0.5 U	0.5 U	0.5 U	0.5 U	0.3 J	4.0 U		
MW-12 Screen 5	MW-12-5	July/Aug 2004	1.0	0.5 U	0.5 U	0.5 U	0.5 U	0.5 U	0.5 U	0.5 U	1.8 J			
MW-12 Screen 5	MW-12-5	Oct/Nov 2004	0.5 U	0.5 U	0.5 U	0.5 U	0.5 U	0.5 U	0.5 U	0.5 U	4.0 U			
MW-12 Screen 5	MW-12-5	Jan/Feb 2005	2.1	0.5 U	0.5 U	0.5 U	0.5 U	0.5 U	0.5 U	0.5 U	0.4 J	3.9 J		
MW-12 Screen 5	MW-12-5	April/May 2005	0.5 U	0.5 U	0.5 U	0.5 U	0.5 U	0.5 U	0.5 U	0.5 U	2.8 J			
MW-12 Screen 5	MW-12-5	July/Sept 2005	1.2	0.5 U	0.5 U	0.5 U	0.5 U	0.5 U	0.5 U	0.5 U	2.6 J	1,2,3-Trichloropropane	0.0140	
MW-12 Screen 5	MW-12-5	Oct/Nov 2005	0.5 U	0.5 U	0.5 U	0.5 U	0.5 U	0.5 U	0.5 U	0.5 U	4.0 U	m,p-Xylene	0.5 J	
MW-12 Screen 5	MW-12-5	Oct/Nov 2005	0.5 U	0.5 U	0.5 U	0.5 U	0.5 U	0.5 U	0.5 U	0.5 U	4.0 U	Methylene chloride	1.1	
MW-12 Screen 5	MW-12-5	Oct/Nov 2005	0.5 U	0.5 U	0.5 U	0.5 U	0.5 U	0.5 U	0.5 U	0.5 U	4.0 U	Styrene	0.5 J	
MW-12 Screen 5	MW-12-5	Mar/Apr 2006	0.3 J	0.5 U	0.5 U	0.5 U	0.5 U	0.5 U	0.5 U	0.5 U	2.0 U	m,p-Xylene	0.4 J	
MW-13	MW-13	Jan/Feb 2003	0.8	1.2	1.0	0.8	0.5 U	0.5 U	0.5 U	0.5 U	0.7	68.1		
MW-13	MW-13	April/May 2003	1.3	9.2	1.0	0.4 J	0.5 U	0.5 U	0.5 U	1.5	147.0	1,4-Dioxane	2.5	
MW-13	MW-13	July/Aug 2003	1.0	20.0	0.8	0.5 U	0.5 U	0.5 U	0.5 U	3.3	159.0 J	4-Methyl-2-pentanone	5.0 J	
MW-13	MW-13	Oct/Nov 2003	1.5	9.0	0.9	0.4 J	0.5 U	0.5 U	0.5 U	1.7	223.0 J	Bromodichloromethane	0.4 J	
MW-13	MW-13	Feb 2004	0.8	1.0	1.1	0.7	0.5 U	0.5 U	0.5 U	0.7	112.0	Dibromochloromethane	0.8	
MW-13	MW-13	April/May 2004	1.4	7.4	1.2	0.6	0.5 U	0.5 U	0.5 U	1.7	205.0			
MW-13	MW-13	July/Aug 2004	2.0	15.4	0.9	0.5 U	0.5 U	0.5 U	0.5 U	3.5	296.0	1,4-Dioxane	5.3	
MW-13	MW-13	Oct/Nov 2004	0.4 J	1.4	1.3	0.9	0.5 U	0.5 U	0.5 U	0.8	51.5	1,2,3-Trichlorobenzene	0.3 J	
MW-13	MW-13	Jan/Feb 2005	2.2	5.0	1.1	0.7	0.5 U	0.5 U	0.5 U	1.1	222.0	Trichloroform	0.3 J	
MW-13	MW-13	Jan/Feb 2005	2.2	5.0	1.1	0.7	0.5 U	0.5 U	0.5 U	1.1	222.0	Methylene chloride	0.7	
MW-13	MW-13	Jan/Feb 2005	2.2	5.0	1.1	0.7	0.5 U	0.5 U	0.5 U	1.1	222.0	Trichloroform	0.3 J	
MW-13	MW-13	April/May 2005	1.2	11.3	0.4 J	0.5 U	0.5 U	0.5 U	0.5 U	2.8	609.0	1,4-Dioxane	8.4	
MW-13	MW-13	April/May 2005	1.2	11.3	0.4 J	0.5 U	0.5 U	0.5 U	0.5 U	2.8	609.0	Bromodichloromethane	0.5	
MW-13	MW-13	July/Sept 2005	1.4	14.1	0.5 U	0.5 U	0.5 U	0.5 U	0.5 U	4.1	402.0	Bromodichloromethane	0.5 J	
MW-13	MW-13	July/Sept 2005	1.4	14.1	0.5 U	0.5 U	0.5 U	0.5 U	0.5 U	4.1	402.0	Dibromochloromethane	0.3 J	
MW-13	MW-13	July/Sept 2005	1.4	14.1	0.5 U	0.5 U	0.5 U	0.5 U	0.5 U	4.1	402.0	Trichloroform	1.3	

TABLE 1
SUMMARY OF VOLATILE ORGANIC COMPOUNDS AND PERCHLORATE DETECTED
DURING THE LONG-TERM QUARTERLY GROUDWATER SAMPLING PROGRAM
BEGINNING JANUARY 2003

(All concentrations reported in micrograms per liter)
 Shaded values exceed State or Federal MCLs or action levels.

Sample Location	Sample Location	Sampling Event	Carbon Tetra chloride	TCE	PCE	1,1-DCA	1,2-DCA	1,1-DCE	Freon 113	Chloroform	Perchlorate	Other Volatile Organic Compounds (including 1,4-Dioxane, NDMA, NDPA, 1,2,3-TCP)		
MW-13	MW-13	Oct/Nov 2005	2.9	13.4	0.5 U	0.5 U	0.5 U	0.5 U	0.5 U	4.7	1410.0	Bromodichloromethane Toluene Trichlorofluoromethane	0.3 13.5 0.4 1.6 0.3	J J J
MW-13	MW-13	Mar/Apr 2006	1.7	11.0	0.5 J	0.3 J	0.5 U	0.3 J	0.5 U	3.1	1100.0	Toluene Trichlorofluoromethane	0.5 0.3	J J
MW-14 Screen 1	MW-14-1	Jan/Feb 2003	0.5 U	0.5 U	0.9	0.5	0.5 U	0.5 U	0.5 U	0.4 J	1.9 J	Methylene chloride	0.5	J
MW-14 Screen 1	MW-14-1	April/May 2003	0.5 U	1.3	0.4 J	0.5 U	0.5 U	0.5 U	0.5 U	0.4 J	2.8 J			
MW-14 Screen 1	MW-14-1	July/Aug 2003	0.5 U	3.7	0.5 J	0.5 U	0.5 U	0.5 U	0.5 U	0.3 J	3.8 J	Methylene chloride	0.5	J
MW-14 Screen 1	MW-14-1	Oct/Nov 2003	0.5 U	0.5 U	0.4 J	0.5 J	0.5 U	0.5 U	0.5 U	0.5 U	6.6 J			
MW-14 Screen 1	MW-14-1	Feb 2004	0.5 U	0.5 U	0.6	0.4 J	0.5 U	0.5 U	0.5 U	0.3 J	2.3 J			
MW-14 Screen 1	DUPE-3-1Q04	Feb 2004	0.5 U	0.5 U	0.4 J	0.5 U	0.5 U	0.5 U	0.5 U	0.5 U	4.0 U			
MW-14 Screen 1	MW-14-1	April/May 2004	0.5 U	0.5 U	0.4 J	0.5 U	0.5 U	0.5 U	0.5 U	0.5 U	6.6 J			
MW-14 Screen 1	MW-14-1	July/Aug 2004	0.5 U	0.5 U	0.5 U	0.3 J	0.5 U	0.5 U	0.5 U	0.5 U	4.0 U			
MW-14 Screen 1	MW-14-1	Oct/Nov 2004	0.5 U	0.5 U	0.5	0.5 U	0.5 U	0.5 U	0.5 U	0.4 J	4.0 U			
MW-14 Screen 1	MW-14-1	Jan/Feb 2005	0.5 U	2.1	0.5	0.5 U	0.5 U	0.5 U	0.5 U	0.5 U	4.0 U			
MW-14 Screen 1	MW-14-1	April/May 2005	0.5 U	0.5 U	0.5 U	0.5 U	0.5 U	0.5 U	0.5 U	0.5 U	3.8 J	2-Butanone	0.7	J
MW-14 Screen 1	MW-14-1	July/Sept 2005	0.5 U	0.5 U	0.5 U	0.5 U	0.5 U	0.5 U	0.5 U	0.5 U	1.9 J			
MW-14 Screen 1	MW-14-1	Oct/Nov 2005	0.5 U	0.5 U	0.5 U	0.5 U	0.5 U	0.5 U	0.5 U	0.5 U	2.9 J	Methylene chloride	0.4	J
MW-14 Screen 1	DUPE-4-4Q05	Oct/Nov 2005	0.5 U	0.5 U	0.5 U	0.5 U	0.5 U	0.5 U	0.5 U	0.5 U	2.4 J	Methylene chloride	0.3	J
MW-14 Screen 1	MW-14-1	Mar/Apr 2006	0.5 U	0.5 U	0.5 U	0.5 U	0.5 U	0.5 U	0.5 U	0.5 U	4.0 U			
MW-14 Screen 2	MW-14-2	Jan/Feb 2003	0.5 U	6.2	0.7	0.4 J	0.5 U	0.5 U	0.5 U	0.6	2.6 J			
MW-14 Screen 2	MW-14-2	April/May 2003	0.5 U	3.7	0.5 J	0.5 U	0.5 U	0.5 U	0.5 U	0.4 J	3.3 J			
MW-14 Screen 2	MW-14-2	July/Aug 2003	0.5 U	1.0	0.5 J	0.3 J	0.5 U	0.5 U	0.5 U	0.4 J	5.4	Methylene chloride	0.4	J
MW-14 Screen 2	MW-14-2	Oct/Nov 2003	0.5 U	4.6	0.7	0.5 U	0.5 U	0.5 U	0.5 U	0.5 J	4.7 J			
MW-14 Screen 2	MW-14-2	Feb 2004	0.5 U	5.9	0.5 J	0.5 U	0.5 U	0.5 U	0.5 U	0.5 J	4.0 U			
MW-14 Screen 2	MW-14-2	April/May 2004	0.5 U	4.5	0.4 J	0.5 U	0.5 U	0.5 U	0.5 U	0.4 J	4.7 J			
MW-14 Screen 2	MW-14-2	July/Aug 2004	0.5 U	4.6	0.5 J	0.3 J	0.5 U	0.5 U	0.5 U	0.5 U	9.3			
MW-14 Screen 2	MW-14-2	Oct/Nov 2004	0.5 U	5.2 J	0.6 J	0.4 J	0.5 U	0.5 U	0.5 U	0.6 J	4.0 U			
MW-14 Screen 2	MW-14-2	Jan/Feb 2005	0.5 U	10.4	0.8	0.4 J	0.5 U	0.5 U	0.5 U	0.5 J	4.0 U	m,p-Xylene trans-1,2-Dichloroethene	0.3 0.3	J J
MW-14 Screen 2	MW-14-2	April/May 2005	0.5 U	2.4	0.5 U	0.5 U	0.5 U	0.5 U	0.5 U	0.5 U	5.4	Bromodichloromethane	0.4	J
MW-14 Screen 2	MW-14-2	July/Sept 2005	0.5 U	4.0	0.5 U	0.5 U	0.5 U	0.5 U	0.5 U	0.5 U	3.4 J	trans-1,2-Dichloroethene	2.1	J
MW-14 Screen 2	MW-14-2	Oct/Nov 2005	0.5 U	4.9	0.4 J	0.5 U	0.5 U	0.5 U	0.5 U	0.5 J	3.1 J			
MW-14 Screen 2	MW-14-2	Mar/Apr 2006	0.5 U	6.3	0.5 J	0.3 J	0.5 U	0.5 U	0.5 U	0.5	4.0 U			
MW-14 Screen 3	MW-14-3	Jan/Feb 2003	0.5 U	1.1	0.5	0.3 J	0.5 U	0.5 U	0.5 U	0.5 J	2.9 J			
MW-14 Screen 3	MW-14-3	April/May 2003	0.5 U	0.5 J	0.5 U	0.5 U	0.5 U	0.5 U	0.5 U	0.3 J	5.7			
MW-14 Screen 3	DUPE-2-2Q03	April/May 2003	0.5 U	0.5	0.5 U	0.5 U	0.5 U	0.5 U	0.5 U	0.3 J	5.4			
MW-14 Screen 3	MW-14-3	July/Aug 2003	0.5 U	0.5 U	0.5 U	0.5 U	0.5 U	0.5 U	0.5 U	0.5 U	3.0 J	Methylene chloride	0.3	J
MW-14 Screen 3	DUPE-4-3-Q03	July/Aug 2003	0.5 U	0.5 U	0.5 U	0.5 U	0.5 U	0.5 U	0.5 U	0.5 U	2.3 J	Methylene chloride	0.8	J
MW-14 Screen 3	MW-14-3	Oct/Nov 2003	0.5 U	0.8	0.6	0.5 U	0.5 U	0.5 U	0.5 U	0.4 J	7.2 J			
MW-14 Screen 3	MW-14-3	Feb 2004	0.5 U	0.8	0.4 J	0.5 U	0.5 U	0.5 U	0.5 U	0.4 J	4.0 U			
MW-14 Screen 3	MW-14-3	April/May 2004	0.5 U	0.8	0.3 J	0.5 U	0.5 U	0.5 U	0.5 U	0.4 J	6.6			
MW-14 Screen 3	MW-14-3	July/Aug 2004	0.5 U	1.0	0.5	0.4 J	0.5 U	0.5 U	0.5 U	0.5 U	7.3			
MW-14 Screen 3	MW-14-3	Oct/Nov 2004	0.5 U	1.1 J	0.5 J	0.4 J	0.5 U	0.5 U	0.5 U	0.6 J	18.5			
MW-14 Screen 3	MW-14-3	Jan/Feb 2005	0.5 U	1.6	0.7	0.5 U	0.5 U	0.5 U	0.5 U	0.4 J	4.0 U			
MW-14 Screen 3	MW-14-3	April/May 2005	0.5 U	0.5	0.5 U	0.5 U	0.5 U	0.5 U	0.5 U	0.5 U	6.2			
MW-14 Screen 3	MW-14-3	July/Sept 2005	0.5 U	1.0	0.5 U	0.3 J	0.5 U	0.5 U	0.5 U	0.5 U	4.9			
MW-14 Screen 3	MW-14-3	Oct/Nov 2005	0.5 U	0.8	0.4 J	0.5 U	0.5 U	0.5 U	0.5 U	0.4 J	4.9			
MW-14 Screen 3	MW-14-3	Mar/Apr 2006	0.5 U	1.1	0.5 J	0.3 J	0.5 U	0.5 U	0.5 U	0.5 J	4.8			
MW-14 Screen 4	MW-14-4	Jan/Feb 2003	0.5 U	0.5 U	0.5 U	0.5 U	0.5 U	0.5 U	0.5 U	0.5 U	1.8 J			
MW-14 Screen 4	DUPE-3-1Q03	Jan/Feb 2003	0.5 U	0.5 U	0.5 U	0.5 U	0.5 U	0.5 U	0.5 U	0.5 U	2.2 J			
MW-14 Screen 4	MW-14-4	April/May 2003	0.5 U	0.5 U	0.5 U	0.5 U	0.5 U	0.5 U	0.5 U	0.5 U	2.4 J			
MW-14 Screen 4	MW-14-4	July/Aug 2003	0.5 U	0.5 U	0.5 U	0.5 U	0.5 U	0.5 U	0.5 U	0.5 U	2.3 J			
MW-14 Screen 4	MW-14-4	Oct/Nov 2003	0.5 U	0.5 U	0.5 U	0.5 U	0.5 U	0.5 U	0.5 U	0.5 U	4.4 J			
MW-14 Screen 4	MW-14-4	Feb 2004	0.5 U	0.5 U	0.5 U	0.5 U	0.5 U	0.5 U	0.5 U	0.5 U	4.0 U			
MW-14 Screen 4	MW-14-4	April/May 2004	0.5 U	0.5 U	0.5 U	0.5 U	0.5 U	0.5 U	0.5 U	0.5 U	8.0			
MW-14 Screen 4	MW-14-4	July/Aug 2004	0.5 U	0.5 U	0.5 U	0.5 U	0.5 U	0.5 U	0.5 U	0.5 U	8.7			
MW-14 Screen 4	MW-14-4	Oct/Nov 2004	0.5 U	0.5 U	0.5 U	0.5 U	0.5 U	0.5 U	0.5 U	0.5 U	4.3			
MW-14 Screen 4	MW-14-4	Jan/Feb 2005	0.5 U	0.5 U	0.5 U	0.5 U	0.5 U	0.5 U	0.5 U	0.5 U	4.0 U			
MW-14 Screen 4	MW-14-4	April/May 2005	0.5 U	0.5 U	0.5 U	0.5 U	0.5 U	0.5 U	0.5 U	0.5 U	3.4 J			
MW-14 Screen 4	DUPE-4-2Q05	April/May 2005	0.5 U	0.5 U	0.5 U	0.5 U	0.5 U	0.5 U	0.5 U	0.5 U	3.5 J	2-Butanone	0.9	J
MW-14 Screen 4	MW-14-4	July/Sept 2005	0.5 U	0.5 U	0.5 U	0.5 U	0.5 U	0.5 U	0.5 U	0.5 U	3.1 J			
MW-14 Screen 4	MW-14-4	Oct/Nov 2005	0.5 U	0.5 U	0.5 U	0.5 U	0.5 U	0.5 U	0.5 U	0.5 U	2.9 J			
MW-14 Screen 4	MW-14-4	Mar/Apr 2006	0.5 U	0.5 U	0.5 U	0.5 U	0.5 U	0.5 U	0.5 U	0.5 U	4.0 U			
MW-14 Screen 5	MW-14-5	Jan/Feb 2003	0.5 U	0.5 U	0.5 U	0.5 U	0.5 U	0.5 U	0.5 U	0.5 U	4.0 U			
MW-14 Screen 5	MW-14-5	April/May 2003	0.5 U	0.5 U	0.5 U	0.5 U	0.5 U	0.5 U	0.5 U	0.5 U	4.0 U			
MW-14 Screen 5	MW-14-5	July/Aug 2003	0.5 U	0.5 U	0.5 U	0.5 U	0.5 U	0.5 U	0.5 U	0.5 U	4.0 U			
MW-14 Screen 5	MW-14-5	Oct/Nov 2003	0.5 U	0.5 U	0.5 U	0.5 U	0.5 U	0.5 U	0.5 U	0.5 U	4.0 U			
MW-14 Screen 5	MW-14-5	Feb 2004	0.5 U	0.5 U	0.5 U	0.5 U	0.5 U	0.5 U	0.5 U	0.5 U	4.0 U			
MW-14 Screen 5	MW-14-5	April/May 2004	0.5 U	0.5 U	0.5 U	0.5 U	0.5 U	0.5 U	0.5 U	0.5 U	4.0 U			
MW-14 Screen 5	MW-14-5	July/Aug 2004	0.5 U	0.5 U	0.5 U	0.5 U	0.5 U	0.5 U	0.5 U	0.5 U	4.0 U			
MW-14 Screen 5	DUPE-1-3Q04	July/Aug 2004	0.5 U	0.5 U	0.5 U	0.5 U	0.5 U	0.5 U	0.5 U	0.5 U	4.0 U			
MW-14 Screen 5	MW-14-5	Oct/Nov 2004	0.5 U	0.5 U	0.5 U	0.5 U	0.5 U	0.5 U	0.5 U	0.5 U	4.0 U	Ethylbenzene m,p-Xylene o-Xylene Toluene	1.5 6.6 1.2 0.9	J
MW-14 Screen 5	DUPE-2-4Q04	Oct/Nov 2004	0.5 U	0.5 U	0.5 U	0.5 U	0.5 U	0.5 U	0.5 U	0.5 U	4.0 U	Ethylbenzene m,p-Xylene o-Xylene Toluene	1.3 5.7 1.1 0.7	J
MW-14 Screen 5	MW-14-5	Jan/Feb 2005	0.5 U	0.5 U	0.5 U	0.5 U	0.5 U	0.5 U	0.5 U	0.5 U	4.0 U	Ethylbenzene m,p-Xylene	0.3 0.8	J
MW-14 Screen 5	MW-14-5	April/May 2005	0.5 U	0.5 U	0.5 U	0.5 U	0.5 U	0.5 U	0.5 U	0.5 U	1.4 J	m,p-Xylene	0.6	J

TABLE 1
SUMMARY OF VOLATILE ORGANIC COMPOUNDS AND PERCHLORATE DETECTED
DURING THE LONG-TERM QUARTERLY GROUDWATER SAMPLING PROGRAM
BEGINNING JANUARY 2003

(All concentrations reported in micrograms per liter)
 Shaded values exceed State or Federal MCLs or action levels.

Sample Location	Sample Location	Sampling Event	Carbon Tetra chloride	TCE	PCE	1,1-DCA	1,2-DCA	1,1-DCE	Freon 113	Chloroform	Perchlorate	Other Volatile Organic Compounds (including 1,4-Dioxane, NDMA, NDPA, 1,2,3-TCP)
MW-14 Screen 5	MW-14-5	July/Sept 2005	0.5 U	0.5 U	0.5 U	0.5 U	0.5 U	0.5 U	0.5 U	0.5 U	4.0 U	
MW-14 Screen 5	MW-14-5	Oct/Nov 2005	0.5 U	0.5 U	0.5 U	0.5 U	0.5 U	0.5 U	0.5 U	0.5 U	4.0 U	
MW-14 Screen 5	MW-14-5	Mar/Apr 2006	0.5 U	0.5 U	0.5 U	0.5 U	0.5 U	0.5 U	0.5 U	0.5 U	2.0 U	
MW-15	MW-15	April/May 2003	0.5 U	0.5 U	0.5 U	0.5 U	0.5 U	0.5 U	0.5 U	0.5 U	4.0 U	4-Methyl-2-pentanone Methylene chloride 4.0 2.6 J
MW-15	MW-15	Oct/Nov 2003	0.5 U	0.5 U	0.5 U	0.5 U	0.5 U	0.5 U	0.5 U	0.5 U	4.0 U	
MW-15	DUPE-2-4-Q03	Oct/Nov 2003	0.5 U	0.5 U	0.5 U	0.5 U	0.5 U	0.5 U	0.5 U	0.5 U	4.0 U	
MW-15	MW-15	April/May 2004	0.5 U	0.5 U	0.5 U	0.5 U	0.5 U	0.5 U	0.5 U	0.5 U	4.0 U	
MW-15	DUPE-6-2Q04	April/May 2004	0.5 U	0.5 U	0.5 U	0.5 U	0.5 U	0.5 U	0.5 U	0.5 U	4.0 U	
MW-15	MW-15	Oct/Nov 2004	0.5 U	0.5 U	0.5 U	0.5 U	0.5 U	0.5 U	0.5 U	0.5 U	4.0 U	
MW-15	DUPE-7-11/22/04	Oct/Nov 2004	0.5 U	0.5 U	0.5 U	0.5 U	0.5 U	0.5 U	0.5 U	0.5 U	4.0 U	
MW-15	MW-15	April/May 2005	0.5 U	0.5 U	0.5 U	0.5 U	0.5 U	0.5 U	0.5 U	0.5 U	4.3	
MW-15	MW-15	July/Sept 2005	0.5 U	0.5 U	0.5 U	0.5 U	0.5 U	0.5 U	0.5 U	0.5 U	0.9 J	Methylene chloride 1.4
MW-15	DUPE-9A-3Q05	July/Sept 2005	0.5 U	0.5 U	0.5 U	0.5 U	0.5 U	0.5 U	0.5 U	0.5 U	1.1 J	Methylene chloride 1.3
MW-15	MW-15	Oct/Nov 2005	0.5 U	0.5 U	0.5 U	0.5 U	0.5 U	0.5 U	0.5 U	0.5 U	4.0 U	
MW-16	MW-16	Jan/Feb 2003	1.4	0.4 J	0.5 U	0.5 U	0.5 U	0.5 U	0.5 U	0.5 U	97.2	
MW-16	MW-16	April/May 2003	2.9	1.6	0.5 U	0.5 U	0.9	0.5 U	0.5 U	3.8	1810.0	1,4-Dioxane 4-Methyl-2-pentanone 4.0 J
MW-16	MW-16	July/Aug 2003	1.9	3.7	0.5 U	0.5 U	0.5 U	0.5 U	0.5 U	3.5	1520.0 J	Dibromochloromethane 0.4 J
MW-16	MW-16	Oct/Nov 2003	3.1	1.9	0.5 U	0.5 U	0.5 U	0.5 U	0.5 U	4.6	1360.0 J	
MW-16	MW-16	Feb 2004	1.8	0.6	0.5 U	0.5 U	0.5 U	0.5 U	0.5 U	3.1	1630.0	
MW-16	MW-16	April/May 2004	1.0	0.5 J	0.5 U	0.5 U	0.5 U	0.5 U	0.5 U	1.6	929.0	1,4-Dioxane 3.1
MW-16	MW-16	July/Aug 2004	4.0	1.0	0.5	0.5 U	0.5 U	1.3	0.5 U	5.1	833.0	
MW-16	MW-16	Oct/Nov 2004	0.5 U	0.5 U	0.4 J	0.4 J	0.5 U	0.5 U	0.5 U	0.5 J	322.0	
MW-16	MW-16	Jan/Feb 2005	3.4	1.0	0.3 J	0.5 U	0.5 U	0.5 U	0.5 U	3.2	2100.0	Methylene chloride 0.9
MW-16	DUPE-7-1Q05	Jan/Feb 2005	3.4	1.0	0.3 J	0.5 U	0.5 U	0.5 U	0.5 U	3.2	2110.0	Methylene chloride 0.6
MW-16	MW-16	April/May 2005	3.1	1.2	0.5 J	0.5 U	0.5 U	0.5 U	0.5 U	4.0	4750.0	1,4-Dioxane Bromodichloromethane 5.0 0.4 J
MW-16	MW-16	July/Sept 2005	11.2	2.6	5.3	0.5 U	0.5 U	2.6	0.5 U	9.7	13000.0	
MW-16	MW-16	Oct/Nov 2005	17.6	2.4	7.3	0.5 U	0.5 U	2.1	0.5 U	10.8	13100.0	
MW-16	MW-16	Mar/Apr 2006	26.0	2.5	12.0	0.5 U	0.5 U	2.9	0.5 U	14.0	12000.0	Toluene 0.5
MW-17 Screen 1	MW-17-1	April/May 2003	0.5 U	0.5 U	0.5 U	0.5 U	0.5 U	0.5 U	0.5 U	0.5 U	4.0 U	4-Methyl-2-pentanone 5.0 J
MW-17 Screen 1	MW-17-1	Oct/Nov 2003	0.5 U	0.5 U	0.5 U	0.5 U	0.5 U	0.5 U	0.5 U	0.5 U	4.0 U	
MW-17 Screen 1	MW-17-1	April/May 2004	0.5 U	2.0	0.5 U	0.5 U	0.5 U	0.5 U	0.5 U	0.5	4.0 UJ	
MW-17 Screen 1	MW-17-1	Oct/Nov 2004	0.5 UJ	0.5 U	0.5 U	0.5 U	0.5 U	0.5 U	0.5 U	0.5 U	4.0 U	
MW-17 Screen 1	MW-17-1	April/May 2005	0.5 U	0.5 U	0.5 U	0.5 U	0.5 U	0.5 U	0.5 U	0.5 U	4.0 U	
MW-17 Screen 1	MW-17-1	July/Sept 2005	NA	NA	NA	NA	NA	NA	NA	NA	4.0 U	
MW-17 Screen 1	DUPE-11-3Q05	July/Sept 2005	NA	NA	NA	NA	NA	NA	NA	NA	4.0 U	
MW-17 Screen 1	MW-17-1	Oct/Nov 2005	0.5 U	0.5 U	0.5 U	0.5 U	0.5 U	0.5 U	0.5 U	0.5 U	4.0 U	
MW-17 Screen 2	MW-17-2	Jan/Feb 2003	0.5 U	1.2	0.5 U	0.5 U	0.5 U	0.5 U	0.5 U	0.3 J	3.4 J	
MW-17 Screen 2	MW-17-2	April/May 2003	0.5 U	0.9	0.5 U	0.5 U	0.5 U	0.5 U	0.5 U	0.5 U	4.1	4-Methyl-2-pentanone 5.0 J
MW-17 Screen 2	MW-17-2	July/Aug 2003	0.7	3.4	0.5 U	0.5 U	0.5 U	0.5 U	0.5 U	0.6	10.9 J	
MW-17 Screen 2	MW-17-2	Oct/Nov 2003	1.0	6.2	0.4 J	0.5 U	0.5 U	0.5 U	0.5 U	1.1	15.7 J	
MW-17 Screen 2	MW-17-2	Feb 2004	0.7	3.5	0.5 U	0.5 U	0.5 U	0.5 U	0.5 U	1.0	16.2	
MW-17 Screen 2	MW-17-2	April/May 2004	0.5 U	0.5 U	0.5 U	0.5 U	0.5 U	0.5 U	0.5 U	0.5 U	12.5 J	
MW-17 Screen 2	MW-17-2	July/Aug 2004	1.0	3.4	0.6	0.5 U	0.5 U	0.5 U	0.5 U	0.8	17.0	
MW-17 Screen 2	MW-17-2	Oct/Nov 2004	0.5 J	3.3	0.7	0.5 U	0.5 U	0.5 U	0.5 U	1.0	14.2	
MW-17 Screen 2	MW-17-2	Jan/Feb 2005	1.5	4.4	0.8	0.5 U	0.5 U	0.5 U	0.5 U	0.7	10.6	
MW-17 Screen 2	DUPE-3-1Q05	Jan/Feb 2005	1.6	5.1	1.0	0.5 U	0.5 U	0.5 U	0.5 U	0.8	10.0	
MW-17 Screen 2	MW-17-2	April/May 2005	0.5 U	1.3	0.5 U	0.5 U	0.5 U	0.5 U	0.5 U	0.4 J	10.2	m,p-Xylene 0.3 J
MW-17 Screen 2	MW-17-2	July/Sept 2005	0.6	1.4	0.5 U	0.5 U	0.5 U	0.5 U	0.5 U	0.3 J	9.7	
MW-17 Screen 2	MW-17-2	Oct/Nov 2005	0.5 U	1.5	0.6	0.5 U	0.5 U	0.5 U	0.5 U	0.6	11.7	
MW-17 Screen 2	MW-17-2	Mar/Apr 2006	0.5 U	1.3	0.6	0.5 U	0.5 U	0.5 U	0.5 U	0.7	14.0	
MW-17 Screen 3	MW-17-3	Jan/Feb 2003	13.1	3.9	0.4 J	0.5 U	0.5 U	0.5 U	0.5 U	3.1	4.0 U	
MW-17 Screen 3	MW-17-3	April/May 2003	6.4	1.9	0.5 U	0.5 U	0.5 U	0.5 U	0.5 U	1.7	126.0 J	4-Methyl-2-pentanone 3.0 J
MW-17 Screen 3	MW-17-3	July/Aug 2003	13.0	3.8	0.4 J	0.5 U	0.5 U	0.5 U	0.5 U	3.6	209.0 J	
MW-17 Screen 3	MW-17-3	Oct/Nov 2003	11.0	3.1	0.4 J	0.5 U	0.5 U	0.5 U	0.5 U	2.6	199.0 J	
MW-17 Screen 3	DUPE-5-4Q03	Oct/Nov 2003	13.7	3.8	0.6	0.5 U	0.5 U	0.5 U	0.5 U	3.1	193.0 J	
MW-17 Screen 3	MW-17-3	Feb 2004	9.6	3.6	0.5 J	0.5 U	0.5 U	0.5 U	0.5 U	3.1	162.0	
MW-17 Screen 3	MW-17-3	April/May 2004	4.7	2.1	0.5 U	0.5 U	0.5 U	0.5 U	0.5 U	1.9	8.0 UJ	
MW-17 Screen 3	MW-17-3	July/Aug 2004	9.7	3.8	0.5	0.5 U	0.5 U	0.5 U	0.5 U	2.7	109.0	
MW-17 Screen 3	MW-17-3	Oct/Nov 2004	14.9 J	3.1	0.7	0.5 U	0.5 U	0.5 U	0.5 U	2.7	133.0	
MW-17 Screen 3	MW-17-3	Jan/Feb 2005	9.4	3.8	0.9	0.5 U	0.5 U	0.5 U	0.5 U	2.3	76.2	
MW-17 Screen 3	MW-17-3	April/May 2005	2.8	1.3	0.5 U	0.5 U	0.5 U	0.5 U	0.5 U	1.3	96.5	
MW-17 Screen 3	MW-17-3	July/Sept 2005	3.7	1.8	0.5 U	0.5 U	0.5 U	0.5 U	0.5 U	1.5	76.4	m,p-Xylene 0.4 J
MW-17 Screen 3	MW-17-3	Oct/Nov 2005	5.2	2.0	0.6	0.5 U	0.5 U	0.5 U	0.5 U	1.6	76.7	
MW-17 Screen 3	DUPE-1-4Q05	Oct/Nov 2005	4.9	2.0	0.6	0.5 U	0.5 U	0.5 U	0.5 U	1.5	76.8	
MW-17 Screen 3	MW-17-3	Mar/Apr 2006	2.8	1.7	0.4 J	0.5 U	0.5 U	0.5 U	0.5 U	1.4	61.0	
MW-17 Screen 4	MW-17-4	Jan/Feb 2003	0.5 U	4.6	0.5 U	0.5 U	0.5 U	0.5 U	0.5 U	0.7	4.0 U	
MW-17 Screen 4	MW-17-4	April/May 2003	0.5 U	6.2	0.4 J	0.5 U	0.5 U	0.5 U	0.5 U	1.0	6.5	4-Methyl-2-pentanone 4.0 J
MW-17 Screen 4	MW-17-4	July/Aug 2003	0.5 U	1.0	0.5 U	0.5 U	0.5 U	0.5 U	0.5 U	0.5 U	4.0 U	
MW-17 Screen 4	MW-17-4	Oct/Nov 2003	0.5 U	0.8	0.5 U	0.5 U	0.5 U	0.5 U	0.5 U	0.5 U	4.0 U	
MW-17 Screen 4	MW-17-4	Feb 2004	0.5 U	1.4	0.5 U	0.5 U	0.5 U	0.5 U	0.5 U	0.3 J	4.0 U	
MW-17 Screen 4	MW-17-4	April/May 2004	0.5 U	1.6	0.5 U	0.5 U	0.5 U	0.5 U	0.5 U	0.4 J	4.0 UJ	
MW-17 Screen 4	MW-17-4	July/Aug 2004	0.5 U	0.9	0.5 U	0.5 U	0.5 U	0.5 U	0.5 U	0.5 U	4.0 U	
MW-17 Screen 4	MW-17-4	Oct/Nov 2004	0.5 UJ	1.1	0.5 U	0.5 U	0.5 U	0.5 U	0.5 U	0.3 J	4.0 U	
MW-17 Screen 4	MW-17-4	Jan/Feb 2005	0.5 U	1.7	0.5 U	0.5 U	0.5 U	0.5 U	0.5 U	0.5 U	4.0 U	m,p-Xylene 0.3 J
MW-17 Screen 4	MW-17-4	April/May 2005	0.5 U	0.5	0.5 U	0.5 U	0.5 U	0.5 U	0.5 U	0.5 U	4.0 U	m,p-Xylene 0.4 J
MW-17 Screen 4	MW-17-4	July/Sept 2005	0.5 U	0.4 J	0.5 U	0.5 U	0.5 U	0.5 U	0.5 U	0.5 U	4.0 U	
MW-17 Screen 4	MW-17-4	Oct/Nov 2005	0.5 U	0.9	0.5 U	0.5 U	0.5 U	0.5 U	0.5 U	0.5 U	4.0 U	
MW-17 Screen 4	MW-17-4	Mar/Apr 2006	0.5 U	1.1	0.5 U	0.5 U	0.5 U	0.5 U	0.5 U	0.5 U	2.0 U	
MW-17 Screen 5	MW-17-5	April/May 2003	0.5 U	3.1	0.5 U	0.5 U	0.5 U	0.5 U	0.5 U	0.6	3.6 J	4-Methyl-2-pentanone 3.0 J
MW-17 Screen 5	MW-17-5	Oct/Nov 2003	0.5 U	0.5 U	0.5 U	0.5 U	0.5 U	0.5 U	0.5 U	0.5 U	4.0 U	
MW-17 Screen 5	MW-17-5	April/May 2004	0.5 U	0.7	0.5 U	0.5 U	0.5 U	0.5 U	0.5 U	0.5 U	4.0 UJ	
MW-17 Screen 5	MW-17-5	Oct/Nov 2004	0.5 UJ	0.5 U	0.5 U	0.5 U	0.5 U	0.5 U	0.5 U	0.5 U	4.0 U	
MW-17 Screen 5	MW-17-5	April/May 2005	0.5 U	0.5 U	0.5 U	0.5 U	0.5 U	0.5 U	0.5 U	0.5 U	4.0 U	
MW-17 Screen 5	MW-17-5	July/Sept 2005	NA	NA	NA	NA	NA	NA	NA	NA	4.0 U	

TABLE 1
SUMMARY OF VOLATILE ORGANIC COMPOUNDS AND PERCHLORATE DETECTED
DURING THE LONG-TERM QUARTERLY GROUDWATER SAMPLING PROGRAM
BEGINNING JANUARY 2003

(All concentrations reported in micrograms per liter)
 Shaded values exceed State or Federal MCLs or action levels.

Sample Location	Sample Location	Sampling Event	Carbon Tetra- chloride	TCE	PCE	1,1-DCA	1,2-DCA	1,1-DCE	Freon 113	Chlorofo- m	Perchlorate	Other Volatile Organic Compounds (including 1,4-Dioxane, NDMA, NDPA, 1,2,3-TCP)	
MW-17 Screen 5	MW-17-5	Oct/Nov 2005	0.5 U	0.5 U	0.5 U	0.5 U	0.5 U	0.5 U	0.5 U	0.5 U	4.0 U		
MW-18 Screen 1	MW-18-1	April/May 2003	0.5 U	0.5 U	0.5 U	0.5 U	0.5 U	0.5 U	0.5 U	0.5 U	4.0 U	4-Methyl-2-pentanone	4.0 J
MW-18 Screen 1	MW-18-1	Oct/Nov 2003	0.5 U	0.5 U	0.5 U	0.5 U	0.5 U	0.5 U	0.5 U	0.5 U	4.0 U		
MW-18 Screen 1	MW-18-1	April/May 2004	0.5 U	0.5 U	0.5 U	0.5 U	0.5 U	0.5 U	0.5 U	0.5 U	4.0 U		
MW-18 Screen 1	MW-18-1	Oct/Nov 2004	0.5 U	0.5 U	0.5 U	0.5 U	0.5 U	0.5 U	0.5 U	0.5 U	4.0 U		
MW-18 Screen 1	MW-18-1	April/May 2005	0.5 U	0.5 U	0.5 U	0.5 U	0.5 U	0.5 U	0.5 U	0.5 U	4.0 U		
MW-18 Screen 1	MW-18-1	July/Sept 2005	0.5 U	0.5 U	0.5 U	0.5 U	0.5 U	0.5 U	0.5 U	0.5 U	4.0 U		
MW-18 Screen 1	MW-18-1	Oct/Nov 2005	0.5 U	0.5 U	0.5 U	0.5 U	0.5 U	0.5 U	0.5 U	0.5 U	4.0 U		
MW-18 Screen 2	MW-18-2	Jan/Feb 2003	0.5 U	0.5 U	0.5 U	0.5 U	0.5 U	0.5 U	0.5 U	0.5 U	4.0 U		
MW-18 Screen 2	MW-18-2	April/May 2003	0.5 U	0.5 U	0.5 U	0.5 U	0.5 U	0.5 U	0.5 U	0.5 U	4.0 U	4-Methyl-2-pentanone	4.0 J
MW-18 Screen 2	MW-18-2	July/Aug 2003	0.5 U	0.5 U	0.5 U	0.5 U	0.5 U	0.5 U	0.5 U	0.5 U	4.0 U		
MW-18 Screen 2	MW-18-2	Oct/Nov 2003	0.5 U	0.5 U	0.5 U	0.5 U	0.5 U	0.5 U	0.5 U	0.5 U	4.0 U		
MW-18 Screen 2	MW-18-2	Feb 2004	0.5 U	0.5 U	0.5 U	0.5 U	0.5 U	0.5 U	0.5 U	0.5 U	4.0 U		
MW-18 Screen 2	MW-18-2	April/May 2004	0.5 U	0.5 U	0.5 U	0.5 U	0.5 U	0.5 U	0.5 U	0.5 U	4.0 U		
MW-18 Screen 2	MW-18-2	July/Aug 2004	0.5 U	0.5 U	0.5 U	0.5 U	0.5 U	0.5 U	0.5 U	0.5 U	4.0 U		
MW-18 Screen 2	MW-18-2	Oct/Nov 2004	0.5 U	0.5 U	0.5 U	0.5 U	0.5 U	0.5 U	0.5 U	0.5 U	4.0 U		
MW-18 Screen 2	MW-18-2	Jan/Feb 2005	0.5 U	0.5 U	0.5 U	0.5 U	0.5 U	0.5 U	0.5 U	0.5 U	4.0 U		
MW-18 Screen 2	DUPE-4-1Q05	Jan/Feb 2005	0.5 U	0.5 U	0.5 U	0.5 U	0.5 U	0.5 U	0.5 U	0.5 U	4.0 U		
MW-18 Screen 2	MW-18-2	April/May 2005	0.5 U	0.5 U	0.5 U	0.5 U	0.5 U	0.5 U	0.5 U	0.5 U	4.0 U		
MW-18 Screen 2	DUPE-1-2Q05	April/May 2005	0.5 U	0.5 U	0.5 U	0.5 U	0.5 U	0.5 U	0.5 U	0.5 U	4.0 U		
MW-18 Screen 2	MW-18-2	July/Sept 2005	0.5 U	0.5 U	0.5 U	0.5 U	0.5 U	0.5 U	0.5 U	0.5 U	4.0 U	m,p-Xylene	0.3 J
MW-18 Screen 2	MW-18-2	Oct/Nov 2005	0.5 U	0.5 U	0.5 U	0.5 U	0.5 U	0.5 U	0.5 U	0.5 U	4.0 U		
MW-18 Screen 2	MW-18-2	Mar/Apr 2006	0.5 U	0.5 U	0.5 U	0.5 U	0.5 U	0.5 U	0.5 U	0.5 U	2.0 U		
MW-18 Screen 3	MW-18-3	Jan/Feb 2003	0.5 U	0.5 U	0.4 J	0.5 U	0.5 U	0.5 U	0.5 U	1.6	4.0 U		
MW-18 Screen 3	MW-18-3	April/May 2003	0.5 U	0.4 J	0.5 U	0.5 U	0.5 U	0.5 U	0.5 U	1.2	1.3 J	4-Methyl-2-pentanone	4.0 J
MW-18 Screen 3	MW-18-3	July/Aug 2003	0.5 U	0.4 J	0.3 J	0.5 U	0.5 U	0.5 U	0.5 U	1.5	1.3 J		
MW-18 Screen 3	MW-18-3	Oct/Nov 2003	0.5 U	0.4 J	0.4 J	0.5 U	0.5 U	0.5 U	0.5 U	1.1	4.0 U		
MW-18 Screen 3	MW-18-3	Feb 2004	0.4 J	0.4 J	0.5 U	0.5 U	0.5 U	0.5 U	0.5 U	0.9	4.0 U		
MW-18 Screen 3	MW-18-3	April/May 2004	0.5 U	0.4 J	0.5 U	0.5 U	0.5 U	0.5 U	0.5 U	0.9	2.7 J		
MW-18 Screen 3	MW-18-3	July/Aug 2004	0.7	0.7	0.4 J	0.5 U	0.5 U	0.5 U	0.5 U	1.2	6.4		
MW-18 Screen 3	MW-18-3	Oct/Nov 2004	0.5 U	0.7	0.4 J	0.5 U	0.5 U	0.5 U	0.5 U	1.3	5.2		
MW-18 Screen 3	MW-18-3	Jan/Feb 2005	2.2	0.7	0.4 J	0.5 U	0.5 U	0.5 U	0.5 U	0.9	4.0 U		
MW-18 Screen 3	MW-18-3	April/May 2005	1.1	0.5 U	0.5 U	0.5 U	0.5 U	0.5 U	0.5 U	0.8	5.3		
MW-18 Screen 3	MW-18-3	July/Sept 2005	1.2	0.5 U	0.5 U	0.5 U	0.5 U	0.5 U	0.5 U	0.9	5.7	m,p-Xylene	0.4 J
MW-18 Screen 3	MW-18-3	Oct/Nov 2005	3.5	0.6	0.4 J	0.5 U	0.5 U	0.5 U	0.5 U	0.9	7.7		
MW-18 Screen 3	MW-18-3	Mar/Apr 2006	3.5	0.7	0.3 J	0.5 U	0.5 U	0.5 U	0.5 U	1.1	16.0		
MW-18 Screen 4	MW-18-4	Jan/Feb 2003	6.7	2.6	4.8	0.5 U	0.5 U	0.5 U	0.5 U	1.3	24.6		
MW-18 Screen 4	MW-18-4	April/May 2003	2.4	1.0	2.1	0.5 U	0.5 U	0.5 U	0.5 U	0.9	23.9	4-Methyl-2-pentanone	7.0 J
MW-18 Screen 4	DUPE-7-2Q03	April/May 2003	2.4	0.9	1.9	0.5 U	0.5 U	0.5 U	0.5 U	0.8	23.8	4-Methyl-2-pentanone	6.0 J
MW-18 Screen 4	MW-18-4	July/Aug 2003	3.3	1.1	1.9	0.5 U	0.5 U	0.5 U	0.5 U	1.0	15.0		
MW-18 Screen 4	MW-18-4	Oct/Nov 2003	3.4	1.0	1.5	0.5 U	0.5 U	0.5 U	0.5 U	0.8	17.2 J		
MW-18 Screen 4	MW-18-4	Feb 2004	3.1	0.8	0.8	0.5 U	0.5 U	0.5 U	0.5 U	0.8	11.0		
MW-18 Screen 4	MW-18-4	April/May 2004	2.1	0.8	0.6	0.5 U	0.5 U	0.5 U	0.5 U	0.6	8.1 J		
MW-18 Screen 4	MW-18-4	July/Aug 2004	4.0	1.2	1.2	0.5 U	0.5 U	0.5 U	0.5 U	0.9	13.9		
MW-18 Screen 4	MW-18-4	Oct/Nov 2004	6.4	1.5	1.2	0.5 U	0.5 U	0.5 U	0.5 U	1.2	15.0		
MW-18 Screen 4	MW-18-4	Jan/Feb 2005	8.3	2.1	1.0	0.5 U	0.5 U	0.5 U	0.5 U	1.3	10.2		
MW-18 Screen 4	MW-18-4	April/May 2005	2.4	0.8	0.4	0.5 U	0.5 U	0.5 U	0.5 U	0.9	12.6	m,p-Xylene	0.3 J
MW-18 Screen 4	MW-18-4	July/Sept 2005	1.7	0.3 J	0.4 J	0.5 U	0.5 U	0.5 U	0.5 U	0.9	10.2	1,2,3-Trichloropropane	0.0370
MW-18 Screen 4	MW-18-4	Oct/Nov 2005	5.1	1.3	0.8	0.5 U	0.5 U	0.5 U	0.5 U	1.3	9.3		
MW-18 Screen 4	MW-18-4	Mar/Apr 2006	3.6	1.1	0.6	0.5 U	0.5 U	0.5 U	0.5 U	1.4	11.0		
MW-18 Screen 5	MW-18-5	Jan/Feb 2003	0.5 U	0.5 U	0.5 U	0.5 U	0.5 U	0.5 U	0.5 U	0.5 U	4.0 U		
MW-18 Screen 5	MW-18-5	April/May 2003	0.5 U	0.5 U	0.5 U	0.5 U	0.5 U	0.5 U	0.5 U	0.5 U	4.0 U	4-Methyl-2-pentanone	5.0 J
MW-18 Screen 5	MW-18-5	July/Aug 2003	0.5 U	0.5 U	0.5 U	0.5 U	0.5 U	0.5 U	0.5 U	0.5 U	4.0 U		
MW-18 Screen 5	MW-18-5	Oct/Nov 2003	0.5 U	0.5 U	0.5 U	0.5 U	0.5 U	0.5 U	0.5 U	0.5 U	4.0 U		
MW-18 Screen 5	MW-18-5	Feb 2004	0.5 U	0.5 U	0.5 U	0.5 U	0.5 U	0.5 U	0.5 U	0.5 U	4.0 U		
MW-18 Screen 5	MW-18-5	April/May 2004	0.5 U	0.5 U	0.5 U	0.5 U	0.5 U	0.5 U	0.5 U	0.5 U	4.0 U		
MW-18 Screen 5	MW-18-5	July/Aug 2004	0.5 U	0.5 U	0.5 U	0.5 U	0.5 U	0.5 U	0.5 U	0.5 U	4.0 U		
MW-18 Screen 5	MW-18-5	Oct/Nov 2004	0.5 U	0.5 U	0.5 U	0.5 U	0.5 U	0.5 U	0.5 U	0.5 U	4.0 U		
MW-18 Screen 5	MW-18-5	Jan/Feb 2005	0.5 U	0.5 U	0.5 U	0.5 U	0.5 U	0.5 U	0.5 U	0.5 U	4.0 U	Ethylbenzene	0.7
MW-18 Screen 5	MW-18-5	April/May 2005	0.5 U	0.5 U	0.5 U	0.5 U	0.5 U	0.5 U	0.5 U	0.5 U	4.0 U	m,p-Xylene	3.0
MW-18 Screen 5	MW-18-5	July/Sept 2005	0.5 U	0.5 U	0.5 U	0.5 U	0.5 U	0.5 U	0.5 U	0.5 U	4.0 U	o-Xylene	0.9
MW-18 Screen 5	MW-18-5	Oct/Nov 2005	0.5 U	0.5 U	0.5 U	0.5 U	0.5 U	0.5 U	0.5 U	0.5 U	4.0 U	m,p-Xylene	0.5
MW-18 Screen 5	MW-18-5	Mar/Apr 2006	0.5 U	0.5 U	0.5 U	0.5 U	0.5 U	0.5 U	0.5 U	0.5 U	2.0 U		
MW-19 Screen 1	MW-19-1	Jan/Feb 2003	0.5 U	0.5 U	0.5 U	0.5 U	0.5 U	0.5 U	0.5 U	0.5 U	4.0 U		
MW-19 Screen 1	MW-19-1	April/May 2003	0.5 U	0.5 U	0.5 U	0.5 U	0.5 U	0.5 U	0.5 U	0.5 U	4.0 U		
MW-19 Screen 1	MW-19-1	July/Aug 2003	0.5 U	0.5 U	0.5 U	0.5 U	0.5 U	0.5 U	0.5 U	0.5 U	4.0 U		
MW-19 Screen 1	MW-19-1	Oct/Nov 2003	0.5 U	0.5 U	0.5 U	0.5 U	0.5 U	0.5 U	0.5 U	0.5 U	4.0 U		
MW-19 Screen 1	MW-19-1	Feb 2004	0.5 U	0.5 U	0.5 U	0.5 U	0.5 U	0.5 U	0.5 U	0.5 U	4.0 U		
MW-19 Screen 1	MW-19-1	April/May 2004	0.5 U	0.5 U	0.5 U	0.5 U	0.5 U	0.5 U	0.5 U	0.5 U	4.0 U		
MW-19 Screen 1	MW-19-1	July/Aug 2004	0.5 U	0.5 U	0.5 U	0.5 U	0.5 U	0.5 U	0.5 U	0.5 U	4.0 U		
MW-19 Screen 1	DUPE-2-3Q04	July/Aug 2004	0.5 U	0.5 U	0.5 U	0.5 U	0.5 U	0.5 U	0.5 U	0.5 U	4.0 U		
MW-19 Screen 1	MW-19-1	Oct/Nov 2004	0.5 U	0.5 U	0.5 U	0.5 U	0.5 U	0.5 U	0.5 U	0.5 U	4.0 U		
MW-19 Screen 1	MW-19-1	Jan/Feb 2005	0.5 U	0.5 U	0.5 U	0.5 U	0.5 U	0.5 U	0.5 U	0.5 U	4.0 U		
MW-19 Screen 1	MW-19-1	April/May 2005	0.5 U	0.5 U	0.5 U	0.5 U	0.5 U	0.5 U	0.5 U	0.5 U	4.0 U		
MW-19 Screen 1	MW-19-1	July/Sept 2005	0.5 U	0.5 U	0.5 U	0.5 U	0.5 U	0.5 U	0.5 U	0.5 U	4.0 U	Benzene	0.6
MW-19 Screen 1	MW-19-1	Oct/Nov 2005	0.5 U	0.5 U	0.5 U	0.5 U	0.5 U	0.5 U	0.5 U	0.5 U	4.0 U	Methyl-tert-butyl ether (MTBE)	0.6 J
MW-19 Screen 1	MW-19-1	Mar/Apr 2006	0.5 U	0.5 U	0.5 U	0.5 U	0.5 U	0.5 U	0.5 U	0.5 U	2.0 U		
MW-19 Screen 1	DUP-3-1Q06	Mar/Apr 2006	0.5 U	0.5 U	0.5 U	0.5 U	0.5 U	0.5 U	0.5 U	0.5 U	2.0 U		
MW-19 Screen 2	MW-19-2	Jan/Feb 2003	0.5 U	1.1	2.0	0.4 J	0.5 U	0.5 U	0.5 U	0.7	4.0 U		
MW-19 Screen 2	MW-19-2	April/May 2003	0.5 U	0.4 J	1.0	0.5 U	0.5 U	0.5 U	0.5 U	0.6	4.3		
MW-19 Screen 2	MW-19-2	July/Aug 2003	0.5 U	0.6	1.2	0.5 U	0.5 U	0.5 U	0.5 U	0.6	3.6 J	Bromodichloromethane	0.4 J
MW-19 Screen 2	MW-19-2	Oct/Nov 2003	0.5 U	0.3 J	1.5	0.5 U	0.5 U	0.5 U	0.5 U	0.8	4.4 J	Dibromochloromethane	0.6
MW-19 Screen 2	MW-19-2	Jan/Feb 2004	0.5 U	0.5 U	0.5 U	0.5 U	0.5 U	0.5 U	0.5 U	0.5 U	4.0 U	Bromodichloromethane	0.5
MW-19 Screen 2	MW-19-2	April/May 2004	0.5 U	0.5 U	0.5 U	0.5 U	0.5 U	0.5 U	0.5 U	0.5 U	4.0 U	Dibromochloromethane	0.4 J

TABLE 1
SUMMARY OF VOLATILE ORGANIC COMPOUNDS AND PERCHLORATE DETECTED
DURING THE LONG-TERM QUARTERLY GROUDWATER SAMPLING PROGRAM
BEGINNING JANUARY 2003

(All concentrations reported in micrograms per liter)
 Shaded values exceed State or Federal MCLs or action levels.

Sample Location	Sample Location	Sampling Event	Carbon Tetra chloride	TCE	PCE	1,1-DCA	1,2-DCA	1,1-DCE	Freon 113	Chloroform	Perchlorate	Other Volatile Organic Compounds (including 1,4-Dioxane, NDMA, NDPA, 1,2,3-TCP)	
MW-19 Screen 2	MW-19-2	Feb 2004	0.5 U	0.5 J	1.6	0.4 J	0.5 U	0.5 U	0.5 U	1.2	6.8	Bromodichloromethane	0.7
MW-19 Screen 2	MW-19-2	April/May 2004	0.5 U	0.3 J	0.8	0.5 U	0.5 U	0.5 U	0.5 U	0.6	4.5	Dibromochloromethane	1.3
MW-19 Screen 2	MW-19-2	July/Aug 2004	0.5 U	0.5	1.4	0.4 J	0.5 U	0.5 U	0.5 U	0.9	7.1	Bromodichloromethane	0.4 J
MW-19 Screen 2	MW-19-2	Oct/Nov 2004	0.5 UJ	0.3 J	0.9	0.4 J	0.5 U	0.5 U	0.5 U	1.0	8.0	cis-1,2-Dichloroethene	0.3 J
MW-19 Screen 2	MW-19-2	Jan/Feb 2005	0.5 U	0.5 J	1.2	0.5 U	0.5 U	0.5 U	0.5 U	1.1	4.0 U	Dibromochloromethane	0.4 J
MW-19 Screen 2	MW-19-2	April/May 2005	0.5 U	0.5 U	0.3 J	0.5 U	0.5 U	0.5 U	0.5 U	0.5 J	7.0	Bromodichloromethane	0.6
MW-19 Screen 2	MW-19-2	July/Sept 2005	0.5 U	0.5 U	0.5 U	0.5 U	0.5 U	0.5 U	0.5 U	0.4 J	6.7	m,p-Xylene	0.4 J
MW-19 Screen 2	MW-19-2	Oct/Nov 2005	0.5 U	0.6	0.7	0.3 J	0.5 U	0.5 U	0.5 U	0.6	4.6	Bromodichloromethane	0.3 J
MW-19 Screen 2	MW-19-2	Mar/Apr 2006	0.5 U	1.1	0.8	0.4 J	0.5 U	0.5 U	0.5 U	0.7	4.5	Bromodichloromethane	0.3 J
MW-19 Screen 2	MW-19-2	Mar/Apr 2006	0.5 U	1.1	0.8	0.4 J	0.5 U	0.5 U	0.5 U	0.7	4.5	cis-1,2-Dichloroethene	0.3
MW-19 Screen 3	MW-19-3	Jan/Feb 2003	0.5 U	0.5 J	1.5	0.5 U	0.5 U	0.5 U	0.5 U	0.6	4.0 U		
MW-19 Screen 3	MW-19-3	April/May 2003	0.5 U	0.5 U	0.8	0.5 U	0.5 U	0.5 U	0.5 U	0.5 U	3.6 J		
MW-19 Screen 3	MW-19-3	July/Aug 2003	0.5 U	0.4 J	1.7	0.5 U	0.5 U	0.5 U	0.5 U	0.5 U	3.0 J	Dibromochloromethane	0.4 J
MW-19 Screen 3	MW-19-3	Oct/Nov 2003	0.5 U	0.3 J	1.4	0.5 U	0.5 U	0.5 U	0.5 U	0.4 J	5.1 J		
MW-19 Screen 3	MW-19-3	Feb 2004	0.5 U	0.5 U	0.7	0.5 U	0.5 U	0.5 U	0.5 U	0.5 U	4.2	Dibromochloromethane	0.9
MW-19 Screen 3	DUPE-2-1Q04	Feb 2004	0.5 U	0.5 U	1.1	0.5 U	0.5 U	0.5 U	0.5 U	0.4 J	5.3	Dibromochloromethane	0.9
MW-19 Screen 3	MW-19-3	April/May 2004	0.5 U	0.5 U	0.8	0.5 U	0.5 U	0.5 U	0.5 U	0.5 U	3.3 J		
MW-19 Screen 3	MW-19-3	July/Aug 2004	0.5 U	0.5 U	1.5	0.5 U	0.5 U	0.5 U	0.5 U	0.5 U	9.7		
MW-19 Screen 3	MW-19-3	Oct/Nov 2004	0.5 UJ	0.5 U	1.2	0.5 U	0.5 U	0.5 U	0.5 U	0.4 J	4.8		
MW-19 Screen 3	MW-19-3	Jan/Feb 2005	0.5 U	0.5 U	0.9	0.5 U	0.5 U	0.5 U	0.5 U	0.5 U	4.0 U	m,p-Xylene	0.6
MW-19 Screen 3	DUP-2-1Q05	Jan/Feb 2005	0.5 U	0.5 U	1.1	0.5 U	0.5 U	0.5 U	0.5 U	0.5 U	4.0 U	m,p-Xylene	0.6
MW-19 Screen 3	MW-19-3	April/May 2005	0.5 U	0.5 U	0.5 U	0.5 U	0.5 U	0.5 U	0.5 U	0.5 U	4.0 U		
MW-19 Screen 3	MW-19-3	July/Sept 2005	0.5 U	0.5 U	0.5 U	0.5 U	0.5 U	0.5 U	0.5 U	0.5 U	3.2 J		
MW-19 Screen 3	MW-19-3	Oct/Nov 2005	0.5 U	0.5 U	0.5 J	0.5 U	0.5 U	0.5 U	0.5 U	0.5 U	3.2 J		
MW-19 Screen 3	MW-19-3	Mar/Apr 2006	0.5 U	0.5 U	0.7	0.5 U	0.5 U	0.5 U	0.5 U	0.5 U	4.0 U	cis-1,2-Dichloroethene	0.3 J
MW-19 Screen 4	MW-19-4	Jan/Feb 2003	0.5 U	0.5 U	0.5 U	0.5 U	0.5 U	0.5 U	0.5 U	2.0	4.0 U		
MW-19 Screen 4	DUPE-2-1Q03	Jan/Feb 2003	0.5 U	0.5 U	0.5 U	0.5 U	0.5 U	0.5 U	0.5 U	1.9	4.0 U		
MW-19 Screen 4	MW-19-4	April/May 2003	0.5 U	0.5 U	0.5 U	0.5 U	0.5 U	0.5 U	0.5 U	0.7	4.0 U		
MW-19 Screen 4	MW-19-4	July/Aug 2003	0.5 U	0.5 U	0.3 J	0.5 U	0.5 U	0.5 U	0.5 U	1.0	4.0 U		
MW-19 Screen 4	DUPE-1-3Q03	July/Aug 2003	0.5 U	0.5 U	0.4 J	0.5 U	0.5 U	0.5 U	0.5 U	1.4	4.0 U		
MW-19 Screen 4	MW-19-4	Oct/Nov 2003	0.5 U	0.5 U	0.7	0.5 U	0.5 U	0.5 U	0.5 U	1.3	4.0 U		
MW-19 Screen 4	MW-19-4	Feb 2004	0.5 U	0.5 U	1.7	0.5 U	0.5 U	0.5 U	0.5 U	0.5	3.5 J		
MW-19 Screen 4	MW-19-4	April/May 2004	0.5 U	0.5 U	1.0	0.5 U	0.5 U	0.5 U	0.5 U	0.7	4.0 U		
MW-19 Screen 4	MW-19-4	July/Aug 2004	0.5 U	0.4 J	2.3	0.5 U	0.5 U	0.5 U	0.5 U	0.7	4.0 U	m,p-Xylene	0.7
MW-19 Screen 4	MW-19-4	July/Aug 2004	0.5 U	0.4 J	2.3	0.5 U	0.5 U	0.5 U	0.5 U	0.7	4.0 U	Toluene	0.6
MW-19 Screen 4	MW-19-4	Oct/Nov 2004	0.5 UJ	0.3 J	2.0	0.5 U	0.5 U	0.5 U	0.5 U	0.8	4.0 U		
MW-19 Screen 4	MW-19-4	Jan/Feb 2005	0.5 U	0.4 J	2.6	0.5 U	0.5 U	0.5 U	0.5 U	0.5 J	4.0 U		
MW-19 Screen 4	MW-19-4	April/May 2005	0.5 U	0.5 U	0.9	0.5 U	0.5 U	0.5 U	0.5 U	0.4 J	3.7 J		
MW-19 Screen 4	MW-19-4	July/Sept 2005	0.5 U	0.5 U	0.5 J	0.5 U	0.5 U	0.5 U	0.5 U	0.4 J	3.0 J	m,p-Xylene	0.8
MW-19 Screen 4	MW-19-4	Oct/Nov 2005	0.5 U	0.5 U	0.9	0.5 U	0.5 U	0.5 U	0.5 U	0.5 J	2.4 J		
MW-19 Screen 4	MW-19-4	Mar/Apr 2006	0.5 U	0.5 U	1.2	0.5 U	0.5 U	0.5 U	0.5 U	0.4 J	4.0 U		
MW-19 Screen 5	MW-19-5	Jan/Feb 2003	0.5 U	0.4 J	4.2	0.5 U	0.5 U	0.5 U	0.5 U	0.5 U	4.0 U		
MW-19 Screen 5	MW-19-5	April/May 2003	0.5 U	0.5 U	2.8	0.5 U	0.5 U	0.5 U	0.5 U	0.3 J	4.0 U		
MW-19 Screen 5	MW-19-5	July/Aug 2003	0.5 U	0.5 U	3.8	0.5 U	0.5 U	0.5 U	0.5 U	0.5 U	4.0 U		
MW-19 Screen 5	MW-19-5	Oct/Nov 2003	0.5 U	0.3 J	3.9	0.5 U	0.5 U	0.5 U	0.5 U	0.3 J	4.0 U		
MW-19 Screen 5	MW-19-5	Feb 2004	0.5 U	0.5 U	2.9	0.5 U	0.5 U	0.5 U	0.5 U	0.5 U	4.0 U		
MW-19 Screen 5	MW-19-5	April/May 2004	0.5 U	0.5 U	2.9	0.5 U	0.5 U	0.5 U	0.5 U	0.5 U	4.0 U		
MW-19 Screen 5	MW-19-5	July/Aug 2004	0.5 U	0.4 J	4.2	0.5 U	0.5 U	0.5 U	0.5 U	0.5 U	4.0 U		
MW-19 Screen 5	MW-19-5	Oct/Nov 2004	0.5 UJ	0.3 J	3.6	0.5 U	0.5 U	0.5 U	0.5 U	0.4 J	4.0 U		
MW-19 Screen 5	MW-19-5	Jan/Feb 2005	0.5 U	0.5	5.4	0.5 U	0.5 U	0.5 U	0.5 U	0.5 U	4.0 U	m,p-Xylene	0.3 J
MW-19 Screen 5	MW-19-5	April/May 2005	0.5 U	0.5 U	2.4	0.5 U	0.5 U	0.5 U	0.5 U	0.5 U	4.0 U		
MW-19 Screen 5	MW-19-5	July/Sept 2005	0.5 U	0.5 U	1.7	0.5 U	0.5 U	0.5 U	0.5 U	0.5 U	2.7 J	Bromodichloromethane	0.4 J
MW-19 Screen 5	MW-19-5	Oct/Nov 2005	0.5 U	0.4 J	2.8	0.5 U	0.5 U	0.5 U	0.5 U	0.4 J	2.2 J		
MW-19 Screen 5	DUPE-2-4Q05	Oct/Nov 2005	0.5 U	0.3 J	2.9	0.5 U	0.5 U	0.5 U	0.5 U	0.4 J	2.3 J		
MW-19 Screen 5	MW-19-5	Mar/Apr 2006	0.5 U	0.5	3.9	0.5 U	0.5 U	0.5 U	0.5 U	0.4 J	4.0 U		
MW-20 Screen 1	MW-20-1	Jan/Feb 2003	0.5 U	0.5 U	0.5 U	0.5 U	0.5 U	0.5 U	0.5 U	0.5 U	4.0 U		
MW-20 Screen 1	DUPE-1-1Q03	Jan/Feb 2003	0.5 U	0.5 U	0.5 U	0.5 U	0.5 U	0.5 U	0.5 U	0.3 J	4.0 U		
MW-20 Screen 1	MW-20-1	April/May 2003	0.5 U	0.5 U	0.5 U	0.5 U	0.5 U	0.5 U	0.5 U	0.5 U	4.0 U		
MW-20 Screen 1	DUPE-3-2Q03	April/May 2003	0.5 U	0.5 U	0.5 U	0.5 U	0.5 U	0.5 U	0.5 U	0.5 U	4.0 U		
MW-20 Screen 1	MW-20-1	July/Aug 2003	0.5 U	0.5 U	0.5 U	0.5 U	0.5 U	0.5 U	0.5 U	0.5 J	1.5 J		
MW-20 Screen 1	MW-20-1	Oct/Nov 2003	0.5 U	0.5 U	0.5 U	0.5 U	0.5 U	0.5 U	0.5 U	0.4 J	4.1 J	4-Methyl-2-pentanone	3.0 J
MW-20 Screen 1	MW-20-1	Feb 2004	0.5 U	0.5 U	0.5 U	0.5 U	0.5 U	0.5 U	0.5 U	0.5 U	4.0 U	Chloroethane	2.2
MW-20 Screen 1	MW-20-1	April/May 2004	0.5 U	0.5 U	0.5 U	0.5 U	0.5 U	0.5 U	0.5 U	0.5 U	4.0 U	Chloromethane	0.9
MW-20 Screen 1	MW-20-1	July/Aug 2004	0.5 U	0.5 U	0.5 U	0.5 U	0.5 U	0.5 U	0.5 U	0.5 U	4.0 U		
MW-20 Screen 1	MW-20-1	Oct/Nov 2004	0.5 UJ	0.5 U	0.5 U	0.5 U	0.5 U	0.5 U	0.5 U	0.5 U	6.2		
MW-20 Screen 1	MW-20-1	Jan/Feb 2005	0.5 U	0.5 U	0.5 U	0.5 U	0.5 U	0.5 U	0.5 U	0.5 U	4.0 U	m,p-Xylene	0.4 J
MW-20 Screen 1	MW-20-1	April/May 2005	0.5 U	0.5 U	0.5 U	0.5 U	0.5 U	0.5 U	0.5 U	0.5 U	4.0 U		
MW-20 Screen 1	MW-20-1	July/Sept 2005	0.5 U	0.5 U	0.5 U	0.5 U	0.5 U	0.5 U	0.5 U	0.5 U	2.2 J		
MW-20 Screen 1	MW-20-1	Oct/Nov 2005	0.5 U	0.5 U	0.5 U	0.5 U	0.5 U	0.5 U	0.5 U	0.5 U	2.1 J		
MW-20 Screen 1	MW-20-1	Mar/Apr 2006	0.5 U	0.5 U	0.5 U	0.5 U	0.5 U	0.5 U	0.5 U	0.5 U	2.0 U		

TABLE 1
SUMMARY OF VOLATILE ORGANIC COMPOUNDS AND PERCHLORATE DETECTED
DURING THE LONG-TERM QUARTERLY GROUDWATER SAMPLING PROGRAM
BEGINNING JANUARY 2003

(All concentrations reported in micrograms per liter)

Shaded values exceed State or Federal MCLs or action levels.

Sample Location	Sample Location	Sampling Event	Carbon Tetra chloride	TCE	PCE	1,1-DCA	1,2-DCA	1,1-DCE	Freon 113	Chloroform	Perchlorate	Other Volatile Organic Compounds (including 1,4-Dioxane, NDMA, NDPA, 1,2,3-TCP)	
MW-20 Screen 2	MW-20-2	Jan/Feb 2003	0.5 U	0.5 U	0.5 U	0.5 U	0.5 U	0.5 U	0.5 U	1.3	4.0 U		
MW-20 Screen 2	MW-20-2	April/May 2003	0.5 U	0.5 U	0.5 U	0.5 U	0.5 U	0.5 U	0.5 U	1.5	4.0 U	4-Methyl-2-pentanone	3.0 J
MW-20 Screen 2	MW-20-2	July/Aug 2003	0.5 U	0.5 U	0.5 U	0.5 U	0.5 U	0.5 U	0.5 U	2.2	4.0 U		
MW-20 Screen 2	MW-20-2	Oct/Nov 2003	0.5 U	0.5 U	0.5 U	0.5 U	0.5 U	0.5 U	0.5 U	1.9	4.0 U		
MW-20 Screen 2	DUPE-6-4-Q03	Oct/Nov 2003	0.5 U	0.5 U	0.5 U	0.5 U	0.5 U	0.5 U	0.5 U	1.9	4.0 U	Bromodichloromethane	0.3 J
MW-20 Screen 2	MW-20-2	Feb 2004	0.5 U	0.5 U	0.5 U	0.5 U	0.5 U	0.5 U	0.5 U	0.9	4.0 U		
MW-20 Screen 2	MW-20-2	April/May 2004	0.5 U	0.5 U	0.5 U	0.5 U	0.5 U	0.5 U	0.5 U	1.0	4.0 U		
MW-20 Screen 2	MW-20-2	July/Aug 2004	0.5 U	0.5 U	0.5 U	0.5 U	0.5 U	0.5 U	0.5 U	0.7	4.0 U		
MW-20 Screen 2	MW-20-2	Oct/Nov 2004	0.5 UJ	0.5 U	0.5 U	0.5 U	0.5 U	0.5 U	0.5 U	0.7	4.0 U		
MW-20 Screen 2	MW-20-2	Jan/Feb 2005	0.5 U	0.5 U	0.5 U	0.5 U	0.5 U	0.5 U	0.5 U	0.5 U	4.0 U	m,p-Xylene	0.4 J
MW-20 Screen 2	MW-20-2	April/May 2005	0.5 U	0.5 U	0.5 U	0.5 U	0.5 U	0.5 U	0.5 U	0.5	4.0 U		
MW-20 Screen 2	MW-20-2	July/Sept 2005	0.5 U	0.5 U	0.5 U	0.5 U	0.5 U	0.5 U	0.5 U	0.5 U	4.0 U	m,p-Xylene	0.5 J
MW-20 Screen 2	MW-20-2	Oct/Nov 2005	0.5 U	0.5 U	0.5 U	0.5 U	0.5 U	0.5 U	0.5 U	0.4 J	4.0 U		
MW-20 Screen 2	MW-20-2	Mar/Apr 2006	0.5 U	0.5 U	0.5 U	0.5 U	0.5 U	0.5 U	0.5 U	0.4 J	2.0 U		
MW-20 Screen 3	MW-20-3	Jan/Feb 2003	0.5 U	0.5 U	0.5 U	0.5 U	0.5 U	0.5 U	0.5 U	0.5 U	4.0 U		
MW-20 Screen 3	MW-20-3	April/May 2003	0.5 U	0.5 U	0.5 U	0.5 U	0.5 U	0.5 U	0.5 U	0.5 U	4.0 U	4-Methyl-2-pentanone	4.0 J
MW-20 Screen 3	MW-20-3	July/Aug 2003	0.5 U	0.5 U	0.5 U	0.5 U	0.5 U	0.5 U	0.5 U	0.5 U	4.0 U		
MW-20 Screen 3	DUPE-2-3-Q03	July/Aug 2003	0.5 U	0.5 U	0.5 U	0.5 U	0.5 U	0.5 U	0.5 U	0.5 U	4.0 U		
MW-20 Screen 3	MW-20-3	Oct/Nov 2003	0.5 U	0.5 U	0.5 U	0.5 U	0.5 U	0.5 U	0.5 U	0.5 U	4.0 U		
MW-20 Screen 3	MW-20-3	Feb 2004	0.5 U	0.5 U	0.5 U	0.5 U	0.5 U	0.5 U	0.5 U	0.5 U	2.0 J		
MW-20 Screen 3	MW-20-3	April/May 2004	0.5 U	0.5 U	0.5 U	0.5 U	0.5 U	0.5 U	0.5 U	0.5 U	4.0 U		
MW-20 Screen 3	MW-20-3	July/Aug 2004	0.5 U	0.5 U	0.3 J	0.5 J	0.5 U	0.5 U	0.5 U	0.5 U	4.0 U		
MW-20 Screen 3	MW-20-3	Oct/Nov 2004	0.5 UJ	0.5 U	0.5 U	0.5 U	0.5 U	0.5 U	0.5 U	0.5 U	4.0 U		
MW-20 Screen 3	MW-20-3	Jan/Feb 2005	0.5 U	0.5 U	0.5 U	0.5 U	0.5 U	0.5 U	0.5 U	0.5 U	4.0 U	m,p-Xylene	0.3 J
MW-20 Screen 3	MW-20-3	April/May 2005	0.5 U	0.5 U	0.5 U	0.5 U	0.5 U	0.5 U	0.5 U	0.5 U	4.0 U		
MW-20 Screen 3	MW-20-3	July/Sept 2005	0.5 U	0.5 U	0.5 U	0.5 U	0.5 U	0.5 U	0.5 U	0.5 U	4.0 U		
MW-20 Screen 3	MW-20-3	Oct/Nov 2005	0.5 U	0.5 U	0.5 U	0.5 U	0.5 U	0.5 U	0.5 U	0.5 U	4.0 U		
MW-20 Screen 3	MW-20-3	Mar/Apr 2006	0.5 U	0.5 U	0.3 J	0.5 J	0.5 U	0.5 U	0.5 U	0.5 U	4.0 U		
MW-20 Screen 4	MW-20-4	Jan/Feb 2003	0.5 U	0.5 U	0.5 U	0.5 U	0.5 U	0.5 U	0.5 U	0.5 U	4.0 U		
MW-20 Screen 4	MW-20-4	April/May 2003	0.5 U	0.5 U	0.5 U	0.5 U	0.5 U	0.5 U	0.5 U	0.5 U	4.0 U		
MW-20 Screen 4	MW-20-4	July/Aug 2003	0.5 U	0.5 U	0.5 U	0.5 U	0.5 U	0.5 U	0.5 U	0.5 U	4.0 U		
MW-20 Screen 4	MW-20-4	Oct/Nov 2003	0.5 U	0.5 U	0.5 U	0.5 U	0.5 U	0.5 U	0.5 U	0.5 U	4.0 U		
MW-20 Screen 4	MW-20-4	Feb 2004	0.5 U	0.5 U	0.5 U	0.5 U	0.5 U	0.5 U	0.5 U	0.5 U	4.0 U		
MW-20 Screen 4	MW-20-4	April/May 2004	0.5 U	0.5 U	0.5 U	0.5 U	0.5 U	0.5 U	0.5 U	0.5 U	4.0 U		
MW-20 Screen 4	MW-20-4	July/Aug 2004	0.5 U	0.5 U	0.5 U	0.5 U	0.5 U	0.5 U	0.5 U	0.5 U	4.0 U		
MW-20 Screen 4	MW-20-4	Oct/Nov 2004	0.5 UJ	0.5 U	0.5 U	0.5 U	0.5 U	0.5 U	0.5 U	0.5 U	4.0 U		
MW-20 Screen 4	MW-20-4	Jan/Feb 2005	0.5 U	0.5 U	0.5 U	0.5 U	0.5 U	0.5 U	0.5 U	0.5 U	4.0 U	m,p-Xylene	0.4 J
MW-20 Screen 4	MW-20-4	April/May 2005	0.5 U	0.5 U	0.5 U	0.5 U	0.5 U	0.5 U	0.5 U	0.5 U	4.0 U		
MW-20 Screen 4	MW-20-4	July/Sept 2005	0.5 U	0.5 U	0.5 U	0.5 U	0.5 U	0.5 U	0.5 U	0.5 U	4.0 U		
MW-20 Screen 4	MW-20-4	Oct/Nov 2005	0.5 U	0.5 U	0.5 U	0.5 U	0.5 U	0.5 U	0.5 U	0.5 U	4.0 U		
MW-20 Screen 4	MW-20-4	Mar/Apr 2006	0.5 U	0.5 U	0.5 U	0.5 U	0.5 U	0.5 U	0.5 U	0.5 U	2.0 U		
MW-20 Screen 5	MW-20-5	Jan/Feb 2003	0.5 U	0.5 U	0.5 U	0.5 U	0.5 U	0.5 U	0.5 U	0.5 U	4.0 U	2-Butanone	3.0 J
MW-20 Screen 5	MW-20-5	April/May 2003	0.5 U	0.5 U	0.5 U	0.5 U	0.5 U	0.5 U	0.5 U	0.5 U	4.0 U	Styrene	0.6 J
MW-20 Screen 5	MW-20-5	July/Aug 2003	0.5 U	0.5 U	0.5 U	0.5 U	0.5 U	0.5 U	0.5 U	0.5 U	4.0 U	Styrene	0.5 J
MW-20 Screen 5	MW-20-5	Oct/Nov 2003	0.5 U	0.5 U	0.5 U	0.5 U	0.5 U	0.5 U	0.5 U	0.5 U	4.0 U	Styrene	0.4 J
MW-20 Screen 5	MW-20-5	Feb 2004	0.5 U	0.5 U	0.5 U	0.5 U	0.5 U	0.5 U	0.5 U	0.5 U	4.0 U		
MW-20 Screen 5	MW-20-5	April/May 2004	0.5 U	0.5 U	0.5 U	0.5 U	0.5 U	0.5 U	0.5 U	0.5 U	4.0 U	Styrene	0.4 J
MW-20 Screen 5	MW-20-5	July/Aug 2004	0.5 U	0.5 U	0.5 U	0.5 U	0.5 U	0.5 U	0.5 U	0.5 U	4.0 U	Styrene	0.4 J
MW-20 Screen 5	MW-20-5	Oct/Nov 2004	0.5 UJ	0.5 U	0.5 U	0.5 U	0.5 U	0.5 U	0.5 U	0.5 U	4.0 U		
MW-20 Screen 5	MW-20-5	Jan/Feb 2005	0.5 U	0.5 U	0.5 U	0.5 U	0.5 U	0.5 U	0.5 U	0.5 U	4.0 U	m,p-Xylene	0.5 J
MW-20 Screen 5	MW-20-5	April/May 2005	0.5 U	0.5 U	0.5 U	0.5 U	0.5 U	0.5 U	0.5 U	0.5 U	4.0 U	Styrene	0.5 J
MW-20 Screen 5	MW-20-5	July/Sept 2005	0.5 U	0.5 U	0.5 U	0.5 U	0.5 U	0.5 U	0.5 U	0.5 U	4000.0 J		
MW-20 Screen 5	MW-20-5	Oct/Nov 2005	0.5 U	0.5 U	0.5 U	0.5 U	0.5 U	0.5 U	0.5 U	0.5 U	4.0 U	Methylene chloride	0.4 J
MW-20 Screen 5	MW-20-5	Mar/Apr 2006	0.5 U	0.5 U	0.5 U	0.5 U	0.5 U	0.5 U	0.5 U	0.5 U	2.0 U	Styrene	0.3 J
MW-21 Screen 1	MW-21-1	Jan/Feb 2003	0.5 U	3.6	0.7	0.5	0.5 U	0.5 U	0.5 U	1.0	3.1		
MW-21 Screen 1	MW-21-1	April/May 2003	0.5 U	0.7	0.5 J	0.6	0.5 U	0.5 U	0.5 U	0.8	3.6 J		
MW-21 Screen 1	MW-21-1	July/Aug 2003	0.5 U	11.0	1.0	0.7	0.5 U	0.5 U	0.5 U	1.7	5.2		
MW-21 Screen 1	MW-21-1	Oct/Nov 2003	0.5 U	5.5	0.4 J	0.5 U	0.5 U	0.5 U	0.5 U	0.9	6.5		
MW-21 Screen 1	MW-21-1	Feb 2004	0.5 U	1.2	0.5 J	0.6	0.5 U	0.5 U	0.5 U	0.8	5.7		
MW-21 Screen 1	MW-21-1	April/May 2004	0.5 U	0.9	0.4 J	0.6	0.5 U	0.5 U	0.5 U	0.7	5.6		
MW-21 Screen 1	MW-21-1	July/Aug 2004	0.5 U	4.2	0.5	0.6	0.5 U	0.5 U	0.5 U	0.8	5.1		
MW-21 Screen 1	MW-21-1	Oct/Nov 2004	0.5 U	1.5	0.5	0.6	0.5 U	0.5 U	0.5 U	0.7	7.3		
MW-21 Screen 1	MW-21-1	Jan/Feb 2005	0.5 U	0.7	0.5	0.9	0.5 U	0.5 U	0.5 U	0.6	4.0 U	m,p-Xylene	0.6
MW-21 Screen 1	MW-21-1	April/May 2005	0.5 U	0.5 U	0.5 U	0.6	0.5 U	0.5 U	0.5 U	0.4 J	4.0 U		
MW-21 Screen 1	MW-21-1	July/Sept 2005	0.5 U	0.8	0.5 U	0.5 J	0.5 U	0.5 U	0.5 U	0.5	3.6 J	Bromodichloromethane	0.4 J
MW-21 Screen 1	MW-21-1	Oct/Nov 2005	0.5 U	0.8	0.3 J	0.7	0.5 U	0.5 U	0.5 U	0.6	4.1		
MW-21 Screen 1	MW-21-1	Mar/Apr 2006	0.5 U	0.5 U	0.3 J	0.5 J	0.5 U	0.5 U	0.5 U	0.4 J	4.0 U		
MW-21 Screen 2	MW-21-2	Jan/Feb 2003	0.5 U	0.5	1.1	0.5 U	0.5 U	0.5 U	0.5 U	0.5 U	4.0 U		
MW-21 Screen 2	MW-21-2	April/May 2003	0.5 U	0.4 J	1.0	0.5 U	0.5 U	0.5 U	0.5 U	0.5 U	2.9 J		
MW-21 Screen 2	MW-21-2	July/Aug 2003	0.5 U	0.5 J	1.3	0.5 U	0.5 U	0.5 U	0.5 U	0.5 U	2.1 J		
MW-21 Screen 2	MW-21-2	Oct/Nov 2003	0.5 U	0.3 J	2.2	0.5 U	0.5 U	0.5 U	0.5 U	0.3 J	2.7 J		
MW-21 Screen 2	MW-21-2	Feb 2004	0.5 U	0.6	1.5	0.5 U	0.5 U	0.5 U	0.5 U	0.3 J	4.5	cis-1,2-Dichloroethene	0.3 J
MW-21 Screen 2	MW-21-2	April/May 2004	0.5 U	0.6	1.3	0.5 U	0.5 U	0.5 U	0.5 U	0.5 U	3.8 J	cis-1,2-Dichloroethene	0.3 J
MW-21 Screen 2	MW-21-2	July/Aug 2004	0.5 U	1.0	2.9	0.5 U	0.5 U	0.5 U	0.5 U	0.5 U	4.0 U	cis-1,2-Dichloroethene	0.5
MW-21 Screen 2	MW-21-2	Oct/Nov 2004	0.5 U	1.1	3.9	0.5 U	0.5 U	0.5 U	0.5 U	0.5 J	3.9 J	cis-1,2-Dichloroethene	0.6
MW-21 Screen 2	MW-21-2	Jan/Feb 2005	0.5 U	0.8	2.4	0.5 U	0.5 U	0.5 U	0.5 U	0.5 U	4.0 U		
MW-21 Screen 2	MW-21-2	April/May 2005	0.5 U	0.5	2.1	0.5 U	0.5 U	0.5 U	0.5 U	0.3 J	4.0 U	cis-1,2-Dichloroethene	0.4 J
MW-21 Screen 2	MW-21-2	July/Sept 2005	0.5 U	0.5 U	2.6	0.5 U	0.5 U	0.5 U	0.5 U	0.5 J	3.2 J	cis-1,2-Dichloroethene	0.4 J
MW-21 Screen 2	MW-21-2	Oct/Nov 2005	0.5 U	0.4 J	5.4	0.5 U	0.5 U	0.5 U	0.5 U	0.9	2.9 J	cis-1,2-Dichloroethene	0.7
MW-21 Screen 2	MW-21-2	Mar/Apr 2006	0.5 U	0.7	4.7	0.5 U	0.5 U	0.5 U	0.5 U	0.7	4.0 U	Dibromochloromethane	2.6
MW-21 Screen 3	MW-21-3	Jan/Feb 2003	0.5 U	1.1	1.9	0.5 U	0.5 U	0.5 U	0.5 U	0.9	4.0 U	cis-1,2-Dichloroethene	0.3 J
MW-21 Screen 3	MW-21-3	April/May 2003	0.5 U	1.0	2.1	0.5 U	0.5 U	0.5 U	0.5 U	0.8	2.9 J		

TABLE 1
SUMMARY OF VOLATILE ORGANIC COMPOUNDS AND PERCHLORATE DETECTED
DURING THE LONG-TERM QUARTERLY GROUDWATER SAMPLING PROGRAM
BEGINNING JANUARY 2003

(All concentrations reported in micrograms per liter)
 Shaded values exceed State or Federal MCLs or action levels.

Sample Location	Sample Location	Sampling Event	Carbon Tetra chloride	TCE	PCE	1,1-DCA	1,2-DCA	1,1-DCE	Freon 113	Chloroform	Perchlorate	Other Volatile Organic Compounds (including 1,4-Dioxane, NDMA, NDPA, 1,2,3-TCP)	
MW-21 Screen 3	MW-21-3	July/Aug 2003	0.5 U	1.0	1.8	0.5 U	0.5 U	0.5 U	0.5 U	0.5 J	2.7 J	cis-1,2-Dichloroethene Dibromochloromethane	0.4 J 0.4 J
MW-21 Screen 3	MW-21-3	Oct/Nov 2003	0.5 U	0.7	1.6	0.5 U	0.5 U	0.5 U	0.5 U	0.4 J	3.6 J		
MW-21 Screen 3	MW-21-3	Feb 2004	0.5 U	1.3	2.3	0.5 U	0.5 U	0.5 U	0.5 U	0.9	4.2		
MW-21 Screen 3	MW-21-3	April/May 2004	0.5 U	1.0	1.6	0.5 U	0.5 U	0.5 U	0.5 U	0.6	4.3	cis-1,2-Dichloroethene	0.3 J
MW-21 Screen 3	MW-21-3	July/Aug 2004	0.5 U	1.4	2.7	0.5 U	0.5 U	0.5 U	0.5 U	0.5	4.0 U	cis-1,2-Dichloroethene	0.6
MW-21 Screen 3	MW-21-3	Oct/Nov 2004	0.5 U	1.5	3.5	0.5 U	0.5 U	0.5 U	0.5 U	0.7	4.9	cis-1,2-Dichloroethene trans-1,2-Dichloroethene	0.6 0.4 J
MW-21 Screen 3	MW-21-3	Jan/Feb 2005	0.5 U	1.7	3.4	0.5 U	0.5 U	0.5 U	0.5 U	0.5	4.0 U	cis-1,2-Dichloroethene m,p-Xylene	0.6 0.6
MW-21 Screen 3	MW-21-3	April/May 2005	0.5 U	0.8	1.8	0.5 U	0.5 U	0.5 U	0.5 U	0.6	4.0 U	trans-1,2-Dichloroethene	0.3 J
MW-21 Screen 3	MW-21-3	July/Sept 2005	0.5 U	0.9	3.1	0.5 U	0.5 U	0.5 U	0.5 U	1.1	3.0 J	Bromodichloromethane m,p-Xylene	0.4 J 0.4 J
MW-21 Screen 3	DUPE-2-3Q05	July/Sept 2005	NA	NA	NA	NA	NA	NA	NA	NA	3.2 J		
MW-21 Screen 3	MW-21-3	Oct/Nov 2005	0.5 U	0.7	3.0	0.5 U	0.5 U	0.5 U	0.5 U	0.8	3.9 J	cis-1,2-Dichloroethene	0.5 J
MW-21 Screen 3	MW-21-3	Mar/Apr 2006	0.5 U	0.9	3.1	0.5 U	0.5 U	0.5 U	0.5 U	1.7	4.0 U	cis-1,2-Dichloroethene	0.6
MW-21 Screen 4	MW-21-4	Jan/Feb 2003	0.5 U	0.3 J	5.2	0.5 U	0.5 U	0.5 U	0.5 U	1.7	4.0 U	cis-1,2-Dichloroethene	0.7
MW-21 Screen 4	MW-21-4	April/May 2003	0.5 U	0.5 U	5.2	0.5 U	0.5 U	0.5 U	0.5 U	1.9	2.1 J	cis-1,2-Dichloroethene	0.8
MW-21 Screen 4	MW-21-4	July/Aug 2003	0.5 U	1.0	15.4	0.5 U	0.5 U	0.5 U	0.5 U	3.2	2.7 J	Bromodichloromethane cis-1,2-Dichloroethene Dibromochloromethane	0.5 2.2 0.7
MW-21 Screen 4	MW-21-4	Oct/Nov 2003	0.5 U	0.5 J	7.7	0.5 U	0.5 U	0.5 U	0.5 U	2.0	3.4 J	cis-1,2-Dichloroethene Dibromochloromethane	1.3 0.3 J
MW-21 Screen 4	MW-21-4	Feb 2004	0.5 U	0.4 J	5.0	0.5 U	0.5 U	0.5 U	0.5 U	2.8	3.5 J	cis-1,2-Dichloroethene Dibromochloromethane	1.1 1.0
MW-21 Screen 4	MW-21-4	April/May 2004	0.5 U	0.5 U	2.8	0.5 U	0.5 U	0.5 U	0.5 U	2.2	4.2	cis-1,2-Dichloroethene	0.7
MW-21 Screen 4	MW-21-4	July/Aug 2004	0.5 U	0.3 J	4.5	0.5 U	0.5 U	0.5 U	0.5 U	2.9	4.0 U	cis-1,2-Dichloroethene	1.2
MW-21 Screen 4	MW-21-4	Oct/Nov 2004	0.5 U	0.5	7.4	0.5 U	0.5 U	0.5 U	0.5 U	2.7	3.8 J	cis-1,2-Dichloroethene Dibromochloromethane	1.4 0.4 J
MW-21 Screen 4	MW-21-4	Jan/Feb 2005	0.5 U	0.6	8.7	0.5 U	0.5 U	0.5 U	0.5 U	3.2	4.0 U	cis-1,2-Dichloroethene m,p-Xylene	1.6 0.5 J
MW-21 Screen 4	DUPE-1-1Q05	Jan/Feb 2005	0.5 U	0.6	9.3	0.5 U	0.5 U	0.5 U	0.5 U	3.4	4.0 U	cis-1,2-Dichloroethene m,p-Xylene	1.8 0.5
MW-21 Screen 4	MW-21-4	April/May 2005	0.5 U	0.5 U	2.6	0.5 U	0.5 U	0.5 U	0.5 U	2.2	4.0 U	Bromodichloromethane cis-1,2-Dichloroethene	0.5 J 0.8
MW-21 Screen 4	MW-21-4	July/Sept 2005	0.5 U	0.5 U	2.6	0.5 U	0.5 U	0.5 U	0.5 U	2.7	2.0 J	Bromodichloromethane cis-1,2-Dichloroethene	0.5 0.8
MW-21 Screen 4	MW-21-4	Oct/Nov 2005	0.5 U	0.5 U	4.8	0.5 U	0.5 U	0.5 U	0.5 U	3.1	3.2 J	cis-1,2-Dichloroethene m,p-Xylene	1.0 0.5 J
MW-21 Screen 4	MW-21-4	Mar/Apr 2006	0.5 U	0.3 J	3.0	0.5 U	0.5 U	0.5 U	0.5 U	3.8	4.0 U	cis-1,2-Dichloroethene	0.8
MW-21 Screen 5	MW-21-5	Jan/Feb 2003	0.5 U	0.7	9.6	0.5 U	0.5 U	0.5 U	0.5 U	2.5	4.0 U	cis-1,2-Dichloroethene	2.0
MW-21 Screen 5	MW-21-5	April/May 2003	0.5 U	0.6	12.3	0.5 U	0.5 U	0.5 U	0.5 U	2.7	2.7 J	cis-1,2-Dichloroethene	1.7
MW-21 Screen 5	MW-21-5	July/Aug 2003	0.5 U	1.0	20.2	0.5 U	0.5 U	0.5 U	0.5 U	3.6	2.6 J	cis-1,2-Dichloroethene	2.5
MW-21 Screen 5	MW-21-5	Oct/Nov 2003	0.5 U	0.5 J	8.8	0.5 U	0.5 U	0.5 U	0.5 U	2.3	2.6 J	cis-1,2-Dichloroethene	1.4
MW-21 Screen 5	MW-21-5	Feb 2004	0.5 U	0.6	9.0	0.5 U	0.5 U	0.5 U	0.5 U	3.2	4.3	cis-1,2-Dichloroethene	1.5
MW-21 Screen 5	MW-21-5	April/May 2004	0.5 U	0.5 J	6.4	0.5 U	0.5 U	0.5 U	0.5 U	2.6	3.6 J	cis-1,2-Dichloroethene	1.4
MW-21 Screen 5	MW-21-5	July/Aug 2004	0.5 U	0.5	8.5	0.5 U	0.5 U	0.5 U	0.5 U	3.7	4.0 U	cis-1,2-Dichloroethene	1.7
MW-21 Screen 5	MW-21-5	Oct/Nov 2004	0.5 U	0.6	8.4	0.5 U	0.5 U	0.5 U	0.5 U	3.9	6.2	cis-1,2-Dichloroethene Ethylbenzene m,p-Xylene o-Xylene Toluene	1.4 2.9 11.2 1.9 1.7
MW-21 Screen 5	MW-21-5	Jan/Feb 2005	0.5 U	0.6	9.0	0.5 U	0.5 U	0.5 U	0.5 U	4.1	4.0 U	cis-1,2-Dichloroethene Ethylbenzene m,p-Xylene	1.5 0.3 J 1.0
MW-21 Screen 5	MW-21-5	April/May 2005	0.5 U	0.3 J	4.9	0.5 U	0.5 U	0.5 U	0.5 U	3.3	4.0 U	Bromodichloromethane cis-1,2-Dichloroethene m,p-Xylene	0.4 J 1.1 0.4 J
MW-21 Screen 5	MW-21-5	July/Sept 2005	0.5 U	0.5 U	4.2	0.5 U	0.5 U	0.5 U	0.5 U	3.6	3.3 J	m,p-Xylene	0.3 J
MW-21 Screen 5	MW-21-5	Oct/Nov 2005	0.5 U	0.5 U	3.7	0.5 U	0.5 U	0.5 U	0.5 U	3.1	3.3 J	cis-1,2-Dichloroethene	0.6
MW-21 Screen 5	MW-21-5	Mar/Apr 2006	0.5 U	0.3 J	3.8	0.5 U	0.5 U	0.5 U	0.5 U	4.4	4.0 U	cis-1,2-Dichloroethene	0.8
MW-21 Screen 5	1-1Q06DUP	Mar/Apr 2006	0.5 U	0.3 J	3.2	0.5 U	0.5 U	0.5 U	0.5 U	3.9	4.0 U	cis-1,2-Dichloroethene	0.8
MW-22 Screen 1	MW-22-1	Jan/Feb 2003	0.5 U	0.3 J	2.0	0.5 J	0.5 U	0.5 U	0.5 U	0.4 J	4.0 U		
MW-22 Screen 1	MW-22-1	April/May 2003	0.5 U	0.5 U	0.5 U	0.5 U	0.5 U	0.5 U	0.5 U	3.2 J	3.2 J	4-Methyl-2-pentanone	3.0 J
MW-22 Screen 1	MW-22-1	July/Aug 2003	0.5 U	0.3 J	0.9	0.3 J	0.5 U	0.5 U	0.5 U	2.7 J	2.7 J	4-Methyl-2-pentanone	0.4 J
MW-22 Screen 1	MW-22-1	Oct/Nov 2003	0.5 U	0.5 U	0.9	0.5 U	0.5 U	0.5 U	0.5 U	2.2 J	2.2 J		
MW-22 Screen 1	MW-22-1	Feb 2004	0.5 U	0.5 U	0.7	0.5 U	0.5 U	0.5 U	0.5 U	4.0 U	4.0 U		
MW-22 Screen 1	MW-22-1	April/May 2004	0.5 U	0.5 U	0.5 J	0.5 U	0.5 U	0.5 U	0.5 U	4.0 U	4.0 U		
MW-22 Screen 1	MW-22-1	July/Aug 2004	0.5 U	0.3 J	0.9	0.5 U	0.5 U	0.5 U	0.5 U	0.5 U	2.6 J	Methylene chloride	0.7
MW-22 Screen 1	MW-22-1	Oct/Nov 2004	0.5 UJ	0.3 J	1.9	0.5 U	0.4 J	0.5 U	0.5 U	0.5 J	4.0 U		
MW-22 Screen 1	MW-22-1	Jan/Feb 2005	0.5 U	0.4 J	0.9	0.5 U	0.5 U	0.5 U	0.5 U	0.3 J	5.0		
MW-22 Screen 1	MW-22-1	April/May 2005	0.5 U	0.5 U	0.5 U	0.5 U	0.5 U	0.5 U	0.5 U	0.5 U	1.9 J		
MW-22 Screen 1	MW-22-1	July/Sept 2005	0.5 U	0.5 U	0.5 U	0.5 U	0.5 U	0.5 U	0.5 U	0.5 U	2.3 J		
MW-22 Screen 1	MW-22-1	Oct/Nov 2005	0.5 U	0.5 U	0.4 J	0.5 U	0.5 U	0.5 U	0.5 U	0.3 J	2.0 J		
MW-22 Screen 1	MW-22-1	Mar/Apr 2006	0.5 U	0.5 U	0.7	0.5 U	0.5 U	0.5 U	0.5 U	0.3 J	4.0 U		
MW-22 Screen 2	MW-22-2	Jan/Feb 2003	0.5 U	0.5 U	0.5 U	0.5 U	0.5 U	0.5 U	0.5 U	0.5 U	4.0 U		
MW-22 Screen 2	DUPE-5-1Q03	Jan/Feb 2003	0.5 U	0.5 U	0.5 U	0.5 U	0.5 U	0.5 U	0.5 U	0.5 U	2.0 J		
MW-22 Screen 2	MW-22-2	April/May 2003	0.5 U	0.5 U	0.5 U	0.5 U	0.5 U	0.5 U	0.5 U	0.5 U	1.6 J	4-Methyl-2-pentanone	5.0 J
MW-22 Screen 2	MW-22-2	July/Aug 2003	0.5 U	0.5 U	0.5 U	0.5 U	0.5 U	0.5 U	0.5 U	0.5 U	2.4 J	4-Methyl-2-pentanone	0.6 J
MW-22 Screen 2	DUPE-5-3-Q03	July/Aug 2003	0.5 U	0.5 U	0.5 U	0.5 U	0.5 U	0.5 U	0.5 U	0.5 U	2.1 J	4-Methyl-2-pentanone	0.4 J
MW-22 Screen 2	MW-22-2	Oct/Nov 2003	0.5 U	0.5 U	0.5 U	0.5 U	0.5 U	0.5 U	0.5 U	0.5 U	2.4 J		
MW-22 Screen 2	MW-22-2	Feb 2004	0.5 U	0.5 U	0.5 U	0.5 U	0.5 U	0.5 U	0.5 U	0.5 U	4.0 U		
MW-22 Screen 2	MW-22-2	April/May 2004	0.5 U	0.5 U	0.5 U	0.5 U	0.5 U	0.5 U	0.5 U	0.5 U	4.0 U		
MW-22 Screen 2	MW-22-2	July/Aug 2004	0.5 U	0.5 U	0.5 U	0.5 U	0.5 U	0.5 U	0.5 U	0.5 U	2.8 J	Methylene chloride	0.8
MW-22 Screen 2	MW-22-2	Oct/Nov 2004	0.5 UJ	0.5 U	0.5 U	0.5 U	0.5 U	0.5 U	0.5 U	0.5 U	4.0 U		

TABLE 1
SUMMARY OF VOLATILE ORGANIC COMPOUNDS AND PERCHLORATE DETECTED
DURING THE LONG-TERM QUARTERLY GROUDWATER SAMPLING PROGRAM
BEGINNING JANUARY 2003

(All concentrations reported in micrograms per liter)
Shaded values exceed State or Federal MCLs or action levels.

Sample Location	Sample Location	Sampling Event	Carbon Tetrachloride	TCE	PCE	1,1-DCA	1,2-DCA	1,1-DCE	Freon 113	Chloroform	Perchlorate	Other Volatile Organic Compounds (including 1,4-Dioxane, NDMA, NDPA, 1,2,3-TCP)	
MW-22 Screen 2	MW-22-2	Jan/Feb 2005	0.5 U	0.5 U	0.5 U	0.5 U	0.5 U	0.5 U	0.5 U	0.5 U	4.0 U	m,p-Xylene	0.5
MW-22 Screen 2	MW-22-2	April/May 2005	0.5 U	0.5 U	0.5 U	0.5 U	0.5 U	0.5 U	0.5 U	0.5 U	2.0 J	Methylene chloride	0.6
MW-22 Screen 2	MW-22-2	July/Sept 2005	0.5 U	0.5 U	0.5 U	0.5 U	0.5 U	0.5 U	0.5 U	0.5 U	2.0 J		
MW-22 Screen 2	MW-22-2	Oct/Nov 2005	0.5 U	0.5 U	0.5 U	0.5 U	0.5 U	0.5 U	0.5 U	0.5 U	1.8 J		
MW-22 Screen 2	MW-22-2	Mar/Apr 2006	0.5 U	0.5 U	0.5 U	0.5 U	0.5 U	0.5 U	0.5 U	0.5 U	4.0 U		
MW-22 Screen 3	MW-22-3	Jan/Feb 2003	0.5 U	0.5 U	0.5 U	0.5 U	0.5 U	0.5 U	0.5 U	0.5 U	5.0 U		
MW-22 Screen 3	MW-22-3	April/May 2003	0.5 U	0.5 U	0.5 U	0.5 U	0.5 U	0.5 U	0.5 U	0.5 U	1.8 J	4-Methyl-2-pentanone	6.0 J
MW-22 Screen 3	MW-22-3	July/Aug 2003	0.5 U	0.5 U	0.5 U	0.5 U	0.5 U	0.5 U	0.5 U	0.5 U	2.2 J	4-Methyl-2-pentanone	2.0 J
MW-22 Screen 3	MW-22-3	Oct/Nov 2003	0.5 U	0.5 U	0.5 U	0.5 U	0.5 U	0.5 U	0.5 U	0.5 U	2.6 J	Chloroethane	2.0
MW-22 Screen 3	MW-22-3	Feb 2004	0.5 U	0.5 U	0.5 U	0.5 U	0.5 U	0.5 U	0.5 U	0.5 U	4.0 U		
MW-22 Screen 3	MW-22-3	April/May 2004	0.5 U	0.5 U	0.5 U	0.5 U	0.5 U	0.5 U	0.5 U	0.5 U	4.0 U		
MW-22 Screen 3	MW-22-3	July/Aug 2004	0.5 U	0.5 U	0.5 U	0.5 U	0.5 U	0.5 U	0.5 U	0.5 U	4.0 U	Methylene chloride	0.7
MW-22 Screen 3	MW-22-3	Oct/Nov 2004	0.5 UJ	0.5 U	0.5 U	0.5 U	0.5 U	0.5 U	0.5 U	0.5 U	4.0 U		
MW-22 Screen 3	MW-22-3	Jan/Feb 2005	0.5 U	0.5 U	0.5 U	0.5 U	0.5 U	0.5 U	0.5 U	0.5 U	3.6 J		
MW-22 Screen 3	MW-22-3	April/May 2005	0.5 U	0.5 U	0.5 U	0.5 U	0.5 U	0.5 U	0.5 U	0.5 U	3.2 J		
MW-22 Screen 3	DUPE-5-2Q05	April/May 2005	0.5 U	0.5 U	0.5 U	0.5 U	0.5 U	0.5 U	0.5 U	0.5 U	3.0 J		
MW-22 Screen 3	MW-22-3	July/Sept 2005	0.5 U	0.5 U	0.5 U	0.5 U	0.5 U	0.5 U	0.5 U	0.5 U	2.2 J		
MW-22 Screen 3	DUPE-5-3Q05	July/Sept 2005	0.5 U	0.5 U	0.5 U	0.5 U	0.5 U	0.5 U	0.5 U	0.5 U	1.6 J		
MW-22 Screen 3	MW-22-3	Oct/Nov 2005	0.5 U	0.5 U	0.5 U	0.5 U	0.5 U	0.5 U	0.5 U	0.5 U	2.5 J		
MW-22 Screen 3	MW-22-3	Mar/Apr 2006	0.5 U	0.5 U	0.5 U	0.5 U	0.5 U	0.5 U	0.5 U	0.5 U	4.0 U		
MW-22 Screen 4	MW-22-4	April/May 2003	0.5 U	0.5 U	0.5 U	0.5 U	0.5 U	0.5 U	0.5 U	0.5 U	4.0 U	4-Methyl-2-pentanone	9.0 J
MW-22 Screen 4	MW-22-4	Oct/Nov 2003	0.5 U	0.5 U	0.5 U	0.5 U	0.5 U	0.5 U	0.5 U	0.5 U	4.0 U	4-Methyl-2-pentanone	3.0 J
MW-22 Screen 4	MW-22-4	April/May 2004	0.5 U	0.5 U	0.5 U	0.5 U	0.5 U	0.5 U	0.5 U	0.5 U	4.0 U	Chloroethane	3.2
MW-22 Screen 4	MW-22-4	Oct/Nov 2004	0.5 UJ	0.5 U	0.5 U	0.5 U	0.5 U	0.5 U	0.5 U	0.5 U	4.0 U	Chloromethane	1.0
MW-22 Screen 4	MW-22-4	April/May 2005	0.5 U	0.5 U	0.5 U	0.5 U	0.5 U	0.5 U	0.5 U	0.5 U	0.9 J		
MW-22 Screen 4	MW-22-4	Oct/Nov 2005	0.5 U	0.5 U	0.5 U	0.5 U	0.5 U	0.5 U	0.5 U	0.5 U	4.0 U		
MW-22 Screen 5	MW-22-5	April/May 2003	0.5 U	0.5 U	0.5 U	0.5 U	0.5 U	0.5 U	0.5 U	0.5 U	4.0 U	4-Methyl-2-pentanone	5.0 J
MW-22 Screen 5	MW-22-5	Oct/Nov 2003	0.5 U	0.5 U	0.5 U	0.5 U	0.5 U	0.5 U	0.5 U	0.5 U	4.0 U	4-Methyl-2-pentanone	2.0 J
MW-22 Screen 5	MW-22-5	April/May 2004	0.5 U	0.5 U	0.5 U	0.5 U	0.5 U	0.5 U	0.5 U	0.5 U	4.0 U		
MW-22 Screen 5	DUPE-2-2Q04	April/May 2004	0.5 U	0.5 U	0.5 U	0.5 U	0.5 U	0.5 U	0.5 U	0.5 U	4.0 U		
MW-22 Screen 5	MW-22-5	Oct/Nov 2004	0.5 UJ	0.5 U	0.5 U	0.5 U	0.5 U	0.5 U	0.5 U	0.5 U	4.0 U		
MW-22 Screen 5	MW-22-5	April/May 2005	0.5 U	0.5 U	0.5 U	0.5 U	0.5 U	0.5 U	0.5 U	0.5 U	4.0 U		
MW-22 Screen 5	MW-22-5	Oct/Nov 2005	0.5 U	0.5 U	0.5 U	0.5 U	0.5 U	0.5 U	0.5 U	0.5 U	4.0 U		
MW-23 Screen 1	MW-23-1	Jan/Feb 2003	0.5 U	1.5	1.0	0.5 U	0.5 U	0.5 U	0.5 U	0.5 J	1.9 J		
MW-23 Screen 1	MW-23-1	April/May 2003	0.5 U	1.0	0.8	0.5 U	0.5 U	0.5 U	0.5 U	0.5	2.9 J	4-Methyl-2-pentanone	4.0 J
MW-23 Screen 1	MW-23-1	July/Aug 2003	0.5 U	0.3 J	1.5	0.5	0.5 U	0.5 U	0.5 U	0.4 J	2.4 J		
MW-23 Screen 1	MW-23-1	Oct/Nov 2003	0.5 U	0.5 U	1.1	0.5 U	0.5 U	0.5 U	0.5 U	0.3 J	3.1 J	4-Methyl-2-pentanone	2.0 J
MW-23 Screen 1	MW-23-1	Feb 2004	0.5 U	0.6	0.6	0.5 U	0.5 U	0.5 U	0.5 U	0.4 J	4.5	Chloroethane	2.7
MW-23 Screen 1	MW-23-1	April/May 2004	0.5 U	1.2	0.8	0.5 U	0.5 U	0.5 U	0.5 U	0.5	4.0 U	Chloromethane	0.6
MW-23 Screen 1	MW-23-1	July/Aug 2004	0.5 U	0.8	0.8	0.3 J	0.5 U	0.5 U	0.5 U	0.5 U	4.4		
MW-23 Screen 1	MW-23-1	Oct/Nov 2004	0.5 U	0.7	0.7	0.5 U	0.5 U	0.5 U	0.5 U	0.5	4.0 U		
MW-23 Screen 1	MW-23-1	Jan/Feb 2005	0.5 U	1.1	0.7	0.5 U	0.5 U	0.5 U	0.5 U	0.4 J	3.9 J	m,p-Xylene	0.7
MW-23 Screen 1	MW-23-1	April/May 2005	0.5 U	0.5 U	0.5	0.5 U	0.5 U	0.5 U	0.5 U	0.5 U	1.8 J		
MW-23 Screen 1	MW-23-1	July/Sept 2005	0.5 U	0.5 U	0.8	0.3 J	0.5 U	0.5 U	0.5 U	0.5 U	2.6 J		
MW-23 Screen 1	MW-23-1	Oct/Nov 2005	0.5 U	0.5 U	1.1	0.5 U	0.5 U	0.5 U	0.5 U	0.4 J	2.3 J		
MW-23 Screen 1	MW-23-1	Mar/Apr 2006	0.5 U	0.5 U	0.7	0.5 U	0.5 U	0.5 U	0.5 U	0.3 J	4.0 U		
MW-23 Screen 2	MW-23-2	Jan/Feb 2003	0.5 U	0.7	0.6	0.5 U	0.5 U	0.5 U	0.5 U	0.5	2.4 J		
MW-23 Screen 2	MW-23-2	April/May 2003	0.5 U	0.6	0.4 J	0.5 U	0.5 U	0.5 U	0.5 U	0.5	3.8 J	4-Methyl-2-pentanone	3.0 J
MW-23 Screen 2	MW-23-2	July/Aug 2003	0.5 U	0.6	0.6	0.5 U	0.5 U	0.5 U	0.5 U	0.5 J	4.7	Methylene chloride	0.6
MW-23 Screen 2	MW-23-2	Oct/Nov 2003	0.5 U	0.5	0.5 J	0.5 U	0.5 U	0.5 U	0.5 U	0.5 J	5.4 J	4-Methyl-2-pentanone	3.0 J
MW-23 Screen 2	MW-23-2	Feb 2004	0.5 U	0.5 U	0.5 U	0.5 U	0.5 U	0.5 U	0.5 U	0.5 U	6.9	Chloroethane	2.3
MW-23 Screen 2	MW-23-2	April/May 2004	0.5 U	0.4 J	0.5 U	0.5 U	0.5 U	0.5 U	0.5 U	0.4 J	5.4	Chloromethane	0.6
MW-23 Screen 2	MW-23-2	July/Aug 2004	0.5 U	0.5 U	0.5 U	0.5 U	0.5 U	0.5 U	0.5 U	0.5 U	4.9		
MW-23 Screen 2	MW-23-2	Oct/Nov 2004	0.5 U	0.5 J	0.5 J	0.5 U	0.5 U	0.5 U	0.5 U	0.6	4.0 U		
MW-23 Screen 2	MW-23-2	Jan/Feb 2005	0.5 U	0.5	0.4 J	0.5 U	0.5 U	0.5 U	0.5 U	0.3 J	5.6	m,p-Xylene	0.4 J
MW-23 Screen 2	MW-23-2	April/May 2005	0.5 U	0.5 U	0.5 U	0.5 U	0.5 U	0.5 U	0.5 U	0.5 U	3.7 J		
MW-23 Screen 2	MW-23-2	July/Sept 2005	0.5 U	0.5 U	0.5 U	0.5 U	0.5 U	0.5 U	0.5 U	0.5 U	2.9 J		
MW-23 Screen 2	MW-23-2	Oct/Nov 2005	0.5 U	0.5 U	0.5 U	0.5 U	0.5 U	0.5 U	0.5 U	0.4 J	4.2		
MW-23 Screen 2	MW-23-2	Mar/Apr 2006	0.5 U	0.3 J	0.3 J	0.5 U	0.5 U	0.5 U	0.5 U	0.4 J	4.0 U		
MW-23 Screen 2	DUP-5-1Q06	Mar/Apr 2006	0.5 U	0.3 J	0.5 U	0.5 U	0.5 U	0.5 U	0.5 U	0.3 J	4.3		
MW-23 Screen 3	MW-23-3	Jan/Feb 2003	0.5 U	0.5 U	0.5 U	0.5 U	0.5 U	0.5 U	0.5 U	0.5 U	2.2 J		
MW-23 Screen 3	MW-23-3	April/May 2003	0.5 U	0.5 U	0.5 U	0.5 U	0.5 U	0.5 U	0.5 U	0.5 U	4.0 U	4-Methyl-2-pentanone	3.0 J
MW-23 Screen 3	MW-23-3	July/Aug 2003	0.5 U	0.5 U	0.5 U	0.5 U	0.5 U	0.5 U	0.5 U	0.5 U	2.0 J		
MW-23 Screen 3	MW-23-3	Oct/Nov 2003	0.5 U	0.5 U	0.5 U	0.5 U	0.5 U	0.5 U	0.5 U	0.5 U	4.0 U	4-Methyl-2-pentanone	2.0 J
MW-23 Screen 3	MW-23-3	Feb 2004	0.5 U	0.5 U	0.5 U	0.5 U	0.5 U	0.5 U	0.5 U	0.5 U	4.0 U	Chloroethane	2.3
MW-23 Screen 3	DUPE-4-1Q04	Feb 2004	0.5 U	0.5 U	0.5 U	0.5 U	0.5 U	0.5 U	0.5 U	0.5 U	4.0 U	Chloromethane	0.6
MW-23 Screen 3	MW-23-3	April/May 2004	0.5 U	0.5 U	0.5 U	0.5 U	0.5 U	0.5 U	0.5 U	0.5 U	4.0 U		
MW-23 Screen 3	MW-23-3	July/Aug 2004	0.5 U	0.5 U	0.5 U	0.5 U	0.5 U	0.5 U	0.5 U	0.5 U	4.0 U		
MW-23 Screen 3	MW-23-3	Oct/Nov 2004	0.5 U	0.5 U	0.5 U	0.5 U	0.5 U	0.5 U	0.5 U	0.5 U	4.0 U		
MW-23 Screen 3	MW-23-3	Jan/Feb 2005	0.5 U	0.5 U	0.5 U	0.5 U	0.5 U	0.5 U	0.5 U	0.5 U	4.0 U	m,p-Xylene	0.4 J
MW-23 Screen 3	MW-23-3	April/May 2005	0.5 U	0.5 U	0.5 U	0.5 U	0.5 U	0.5 U	0.5 U	0.5 U	1.4 J		
MW-23 Screen 3	MW-23-3	July/Sept 2005	0.5 U	0.5 U	0.5 U	0.5 U	0.5 U	0.5 U	0.5 U	0.5 U	0.9 J		
MW-23 Screen 3	MW-23-3	Oct/Nov 2005	0.5 U	0.5 U	0.5 U	0.5 U	0.5 U	0.5 U	0.5 U	0.5 U	1.5 J		
MW-23 Screen 3	MW-23-3	Mar/Apr 2006	0.5 U	0.5 U	0.5 U	0.5 U	0.5 U	0.5 U	0.5 U	0.5 U	2.0 U		
MW-23 Screen 4	MW-23-4	April/May 2003	0.5 U	0.5 U	0.5 U	0.5 U	0.5 U	0.5 U	0.5 U	0.5 U	4.0 U	4-Methyl-2-pentanone	5.0 J
MW-23 Screen 4	MW-23-4	Oct/Nov 2003	0.5 U	0.5 U	0.5 U	0.5 U	0.5 U	0.5 U	0.5 U	0.5 U	4.0 U	4-Methyl-2-pentanone	2.0 J
												Chloromethane	0.5

**TABLE 1
SUMMARY OF VOLATILE ORGANIC COMPOUNDS AND PERCHLORATE DETECTED
DURING THE LONG-TERM QUARTERLY GROUDWATER SAMPLING PROGRAM
BEGINNING JANUARY 2003**

(All concentrations reported in micrograms per liter)
Shaded values exceed State or Federal MCLs or action levels.

Sample Location	Sample Location	Sampling Event	Carbon Tetrachloride	TCE	PCE	1,1-DCA	1,2-DCA	1,1-DCE	Freon 113	Chloroform	Perchlorate	Other Volatile Organic Compounds (including 1,4-Dioxane, NDMA, NDPA, 1,2,3-TCP)
MW-23 Screen 4	MW-23-4	April/May 2004	0.5 U	0.5 U	0.5 U	0.5 U	0.5 U	0.5 U	0.5 U	0.5 U	4.0 U	
MW-23 Screen 4	MW-23-4	Oct/Nov 2004	0.5 U	0.5 U	0.5 U	0.5 U	0.5 U	0.5 U	0.5 U	0.5 U	4.0 U	
MW-23 Screen 4	MW-23-4	April/May 2005	0.5 U	0.5 U	0.5 U	0.5 U	0.5 U	0.5 U	0.5 U	0.5 U	1.4 J	
MW-23 Screen 4	MW-23-4	July/Sept 2005	0.5 U	0.5 U	0.5 U	0.5 U	0.5 U	0.5 U	0.5 U	0.5 U	4.0 U	
MW-23 Screen 4	MW-23-4	Oct/Nov 2005	0.5 U	0.5 U	0.5 U	0.5 U	0.5 U	0.5 U	0.5 U	0.5 U	4.0 U	
MW-23 Screen 5	MW-23-5	April/May 2003	0.5 U	0.5 U	0.5 U	0.5 U	0.5 U	0.5 U	0.5 U	0.5 U	4.0 U	4-Methyl-2-pentanone 3.0 J
MW-23 Screen 5	MW-23-5	Oct/Nov 2003	0.5 U	0.5 U	0.5 U	0.5 U	0.5 U	0.5 U	0.5 U	0.5 U	4.0 U	
MW-23 Screen 5	MW-23-5	April/May 2004	0.5 U	0.5 U	0.5 U	0.5 U	0.5 U	0.5 U	0.5 U	0.5 U	4.0 U	Styrene 0.4 J Vinyl chloride 0.6 J
MW-23 Screen 5	MW-23-5	Oct/Nov 2004	0.5 U	0.5 U	0.5 U	0.5 U	0.5 U	0.5 U	0.5 U	0.5 U	4.0 U	Styrene 0.3 J
MW-23 Screen 5	MW-23-5	April/May 2005	0.5 U	0.5 U	0.5 U	0.5 U	0.5 U	0.5 U	0.5 U	0.5 U	4.0 U	
MW-23 Screen 5	MW-23-5	Oct/Nov 2005	0.5 U	0.5 U	0.5 U	0.5 U	0.5 U	0.5 U	0.5 U	0.5 U	4.0 U	Styrene 0.3 J
MW-24 Screen 1	MW-24-1	Jan/Feb 2003	4.7	1.7	0.5 J	0.5 U	0.5 U	0.5 U	0.5 U	2.4	257.0	
MW-24 Screen 1	MW-24-1	April/May 2003	7.5	2.9	0.4 J	0.5 U	0.5 U	0.5 U	0.5 U	5.2	854.0	1,4-Dioxane 3.6 4-Methyl-2-pentanone 4.0 J
MW-24 Screen 1	MW-24-1	July/Aug 2003	22.1	4.8	1.5	0.5 U	0.5 U	0.8	0.5 U	10.2	2450.0	4-Methyl-2-pentanone 0.3 J Methylene chloride 0.4 J
MW-24 Screen 1	MW-24-1	Oct/Nov 2003	19.1	3.7	1.6	0.5 U	0.5 U	0.7	0.5 U	6.8	2760.0 J	
MW-24 Screen 1	MW-24-1	Feb 2004	6.7	1.6	0.5	0.5 U	0.5 U	0.5 U	0.5 U	3.4	1120.0 J	
MW-24 Screen 1	MW-24-1	April/May 2004	8.3	1.9	0.8	0.5 U	0.5 U	0.5 U	0.5 U	3.9	2240.0	1,4-Dioxane 3.2
MW-24 Screen 1	MW-24-1	July/Aug 2004	16.7	2.4	1.7	0.5 U	0.5 U	0.5 U	0.5 U	5.9	2170.0	
MW-24 Screen 1	MW-24-1	Oct/Nov 2004	7.8	1.6	0.9	0.5 U	0.5 U	0.5 U	0.5 U	4.2	4880.0	
MW-24 Screen 1	MW-24-1	Jan/Feb 2005	10.0	1.8	0.9	0.5 U	0.5 U	0.5 U	0.5 U	3.9	1050.0	
MW-24 Screen 1	MW-24-1	April/May 2005	8.9	0.4 J	2.8	0.5 U	0.5 U	0.7	0.5 U	4.8	4090.0	1,4-Dioxane 2.2
MW-24 Screen 1	MW-24-1	July/Sept 2005	0.9	0.5 U	0.5 J	0.5 U	0.5 U	0.5 U	0.5 U	1.0	683.0	m,p-Xylene 0.5
MW-24 Screen 1	DUPE-1-3Q05	July/Sept 2005	NA	NA	NA	NA	NA	NA	NA	NA	670.0	
MW-24 Screen 1	MW-24-1	Oct/Nov 2005	0.5 U	0.5 U	0.5 U	0.5 U	0.5 U	0.5 U	0.5 U	0.5 U	104.0	
MW-24 Screen 1	MW-24-1	Mar/Apr 2006	0.6	0.5 U	0.9	0.5 U	0.5 U	0.5 U	0.5 U	0.5	230.0	
MW-24 Screen 2	MW-24-2	Jan/Feb 2003	8.9	1.3	0.5 U	0.5 U	0.5 U	0.5 J	0.5 U	2.8	106.0	
MW-24 Screen 2	MW-24-2	April/May 2003	8.9	1.6	0.3 J	0.5 U	0.5 U	0.5	0.5 U	3.8	195.0	4-Methyl-2-pentanone 4.0 J
MW-24 Screen 2	DUPE-4-2Q03	April/May 2003	4.1	0.8	0.5 U	0.5 U	0.5 U	0.5 U	0.5 U	2.3	199.0	4-Methyl-2-pentanone 5.0 J Methylene chloride 2.5
MW-24 Screen 2	MW-24-2	July/Aug 2003	4.7	0.8	0.5 U	0.5 U	0.5 U	0.5 U	0.5 U	2.4	148.0	Methylene chloride 0.3 J
MW-24 Screen 2	MW-24-2	Oct/Nov 2003	3.4	0.6	0.5 U	0.5 U	0.5 U	0.5 U	0.5 U	1.4	155.0 J	
MW-24 Screen 2	MW-24-2	Feb 2004	3.1	0.6	0.5 U	0.5 U	0.5 U	0.5 U	0.5 U	1.5	107.0	
MW-24 Screen 2	MW-24-2	April/May 2004	1.6	0.3 J	0.5 U	0.5 U	0.5 U	0.5 U	0.5 U	1.0	110.0	
MW-24 Screen 2	MW-24-2	July/Aug 2004	4.1	0.7	0.5 U	0.5 U	0.5 U	0.5 U	0.5 U	1.7	99.7	
MW-24 Screen 2	MW-24-2	Oct/Nov 2004	0.5 U	0.5 U	0.5 U	0.3 J	0.5 U	0.5 U	0.5 U	0.5 U	4.0 U	
MW-24 Screen 2	MW-24-2	Jan/Feb 2005	4.4	0.6	0.5 U	0.5 U	0.5 U	0.5 U	0.5 U	1.3	56.2	
MW-24 Screen 2	MW-24-2	April/May 2005	0.9	0.5 U	0.5 U	0.5 U	0.5 U	0.5 U	0.5 U	0.7	87.5	
MW-24 Screen 2	MW-24-2	July/Sept 2005	0.5 J	0.5 U	0.5 U	0.5 U	0.5 U	0.5 U	0.5 U	0.4 J	79.1	
MW-24 Screen 2	MW-24-2	Oct/Nov 2005	1.8	0.5 U	0.5 U	0.5 U	0.5 U	0.5 U	0.5 U	1.0	71.5	
MW-24 Screen 2	MW-24-2	Mar/Apr 2006	1.6	0.4 J	0.5 U	0.5 U	0.5 U	0.5 U	0.5 U	1.0	59.0	
MW-24 Screen 2	DUP-2-1Q06	Mar/Apr 2006	1.6	0.4 J	0.5 U	0.5 U	0.5 U	0.5 U	0.5 U	0.9	62.0	
MW-24 Screen 3	MW-24-3	Jan/Feb 2003	0.5 U	0.5 U	0.5 U	0.5 U	0.5 U	0.5 U	0.5 U	0.5 U	1.6	
MW-24 Screen 3	MW-24-3	April/May 2003	0.5 U	0.5 U	0.5 U	0.5 U	0.5 U	0.5 U	0.5 U	0.5 U	4.0 U	4-Methyl-2-pentanone 5.0 J
MW-24 Screen 3	MW-24-3	July/Aug 2003	0.5 U	0.5 U	0.5 U	0.5 U	0.5 U	0.5 U	0.5 U	0.5 U	4.0 U	
MW-24 Screen 3	MW-24-3	Oct/Nov 2003	0.5 U	0.5 U	0.5 U	0.5 U	0.5 U	0.5 U	0.5 U	0.5 U	4.0 U	
MW-24 Screen 3	MW-24-3	Feb 2004	0.5 U	0.5 U	0.5 U	0.5 U	0.5 U	0.5 U	0.5 U	0.5 U	4.0 U	
MW-24 Screen 3	MW-24-3	April/May 2004	0.5 U	0.5 U	0.5 U	0.5 U	0.5 U	0.5 U	0.5 U	0.5 U	4.0 U	
MW-24 Screen 3	MW-24-3	July/Aug 2004	0.5 U	0.5 U	0.5 U	0.5 U	0.5 U	0.5 U	0.5 U	0.5 U	4.0 U	
MW-24 Screen 3	MW-24-3	Oct/Nov 2004	0.5 U	0.5 U	0.5 U	0.5 U	0.5 U	0.5 U	0.5 U	0.5 U	4.0 U	
MW-24 Screen 3	MW-24-3	Jan/Feb 2005	0.5 U	0.5 U	0.5 U	0.5 U	0.5 U	0.5 U	0.5 U	0.5 U	4.0 U	m,p-Xylene 0.4 J
MW-24 Screen 3	MW-24-3	April/May 2005	0.5 U	0.5 U	0.5 U	0.5 U	0.5 U	0.5 U	0.5 U	0.5 U	4.0 U	
MW-24 Screen 3	MW-24-3	July/Sept 2005	0.5 U	0.5 U	0.5 U	0.5 U	0.5 U	0.5 U	0.5 U	0.5 U	4.0 U	
MW-24 Screen 3	MW-24-3	Oct/Nov 2005	0.5 U	0.5 U	0.5 U	0.5 U	0.5 U	0.5 U	0.5 U	0.5 U	4.0 U	
MW-24 Screen 3	MW-24-3	Mar/Apr 2006	0.5 U	0.5 U	0.5 U	0.5 U	0.5 U	0.5 U	0.5 U	0.5 U	2.0 U	
MW-24 Screen 4	MW-24-4	April/May 2003	0.5 U	0.5 U	0.5 U	0.5 U	0.5 U	0.5 U	0.5 U	0.5 U	4.0 U	4-Methyl-2-pentanone 5.0 J
MW-24 Screen 4	MW-24-4	Oct/Nov 2003	0.5 U	0.5 U	0.5 U	0.5 U	0.5 U	0.5 U	0.5 U	0.5 U	4.0 U	
MW-24 Screen 4	DUPE-1-4Q03	Oct/Nov 2003	0.5 U	0.5 U	0.5 U	0.5 U	0.5 U	0.5 U	0.5 U	0.5 U	4.0 U	
MW-24 Screen 4	MW-24-4	April/May 2004	0.5 U	0.5 U	0.5 U	0.5 U	0.5 U	0.5 U	0.5 U	0.5 U	4.0 U	
MW-24 Screen 4	MW-24-4	Oct/Nov 2004	0.5 U	0.5 U	0.5 U	0.5 U	0.5 U	0.5 U	0.5 U	0.5 U	4.0 U	
MW-24 Screen 4	MW-24-4	April/May 2005	0.5 U	0.5 U	0.5 U	0.5 U	0.5 U	0.5 U	0.5 U	0.5 U	4.0 U	
MW-24 Screen 4	MW-24-4	July/Sept 2005	0.5 U	0.5 U	0.5 U	0.5 U	0.5 U	0.5 U	0.5 U	0.5 U	4.0 U	
MW-24 Screen 4	MW-24-4	Oct/Nov 2005	0.5 U	0.5 U	0.5 U	0.5 U	0.5 U	0.5 U	0.5 U	0.5 U	4.0 U	
MW-24 Screen 5	MW-24-5	April/May 2003	0.5 U	0.5 U	0.5 U	0.5 U	0.5 U	0.5 U	0.5 U	0.5 U	4.0 U	4-Methyl-2-pentanone 5.0 J
MW-24 Screen 5	MW-24-5	Oct/Nov 2003	0.5 U	0.5 U	0.5 U	0.5 U	0.5 U	0.5 U	0.5 U	0.5 U	4.0 U	
MW-24 Screen 5	MW-24-5	April/May 2004	0.5 U	0.5 U	0.5 U	0.5 U	0.5 U	0.5 U	0.5 U	0.5 U	4.0 U	
MW-24 Screen 5	MW-24-5	Oct/Nov 2004	0.5 U	0.5 U	0.5 U	0.5 U	0.5 U	0.5 U	0.5 U	0.5 U	4.0 U	
MW-24 Screen 5	MW-24-5	April/May 2005	0.5 U	0.5 U	0.5 U	0.5 U	0.5 U	0.5 U	0.5 U	0.5 U	4.0 U	
MW-24 Screen 5	MW-24-5	July/Sept 2005	NA	NA	NA	NA	NA	NA	NA	NA	4.0 U	
MW-24 Screen 5	DUPE-10-3Q05	July/Sept 2005	NA	NA	NA	NA	NA	NA	NA	NA	4.0 U	
MW-24 Screen 5	MW-24-5	Oct/Nov 2005	0.5 U	0.5 U	0.5 U	0.5 U	0.5 U	0.5 U	0.5 U	0.5 U	4.0 U	
MW-25 Screen 1	MW-25-1	Jan/Feb 2005	0.5 U	0.5 U	0.5 U	0.5 U	0.5 U	0.5 U	0.5 U	0.5 U	4.0 U	1,2,3-Trichloropropane 0.0100 J m,p-Xylene 0.3 J
MW-25 Screen 1	MW-25-1	April/May 2005	0.5 U	0.5 U	0.5 U	0.5 U	0.5 U	0.5 U	0.5 U	0.5 U	9.9	
MW-25 Screen 1	MW-25-1	July/Sept 2005	0.5 U	0.5 U	0.5 U	0.5 U	0.5 U	0.5 U	0.5 U	0.5 U	11.7	
MW-25 Screen 1	MW-25-1	Oct/Nov 2005	0.5 U	0.5 U	0.5 U	0.5 U	0.5 U	0.5 U	0.5 U	0.5 U	5.9	Methylene chloride 0.6
MW-25 Screen 1	MW-25-1	Mar/Apr 2006	0.5 U	0.5 U	0.5 U	0.5 U	0.5 U	0.5 U	0.5 U	0.5 U	6.2	
MW-25 Screen 2	MW-25-2	Jan/Feb 2005	0.5 U	0.5 U	0.5 U	0.5 U	0.5 U	0.5 U	0.5 U	0.5 U	4.0 U	1,2,3-Trichloropropane 0.0100 J m,p-Xylene 0.5 J
MW-25 Screen 2	MW-25-2	April/May 2005	0.5 U	0.5 U	0.5 U	0.5 U	0.5 U	0.5 U	0.5 U	0.5 U	15.0	
MW-25 Screen 2	DUPE-6-2Q05	April/May 2005	0.5 U	0.5 U	0.5 U	0.5 U	0.5 U	0.5 U	0.5 U	0.5 U	15.4	
MW-25 Screen 2	MW-25-2	July/Sept 2005	0.5 U	0.5 U	0.5 U	0.5 U	0.5 U	0.5 U	0.5 U	0.5 U	17.4	
MW-25 Screen 2	MW-25-2	Oct/Nov 2005	0.5 U	0.5 U	0.5 U	0.5 U	0.5 U	0.5 U	0.5 U	0.5 U	12.5	Methylene chloride 0.9
MW-25 Screen 2	MW-25-2	Mar/Apr 2006	0.5 U	0.5 U	0.5 U	0.5 U	0.5 U	0.5 U	0.5 U	0.5 U	13.0	

TABLE 1
SUMMARY OF VOLATILE ORGANIC COMPOUNDS AND PERCHLORATE DETECTED
DURING THE LONG-TERM QUARTERLY GROUDWATER SAMPLING PROGRAM
BEGINNING JANUARY 2003

(All concentrations reported in micrograms per liter)

Shaded values exceed State or Federal MCLs or action levels.

Sample Location	Sample Location	Sampling Event	Carbon Tetra chloride	TCE	PCE	1,1-DCA	1,2-DCA	1,1-DCE	Freon 113	Chloroform	Perchlorate	Other Volatile Organic Compounds (including 1,4-Dioxane, NDMA, NDPA, 1,2,3-TCP)			
MW-25 Screen 3	MW-25-3	Jan/Feb 2005	0.5 U	0.5 U	0.5 U	0.5 U	0.5 U	0.5 U	0.5 U	0.5 U	11.5	1,2,3-Trichloropropane m,p-Xylene	0.0200 0.7	J	
MW-25 Screen 3	MW-25-3	April/May 2005	0.5 U	0.5 U	0.5 U	0.5 U	0.5 U	0.5 U	0.5 U	0.5 U	12.4				
MW-25 Screen 3	MW-25-3	July/Sept 2005	0.5 U	0.5 U	0.5 U	0.5 U	0.5 U	0.5 U	0.5 U	0.5 U	0.6	14.3			
MW-25 Screen 3	MW-25-3	Oct/Nov 2005	0.5 U	0.5 U	0.5 U	0.5 U	0.5 U	0.5 U	0.5 U	0.5 U	0.5 U	8.5	Methylene chloride	0.7	
MW-25 Screen 3	MW-25-3	Mar/Apr 2006	0.5 U	0.5 U	0.5 U	0.5 U	0.5 U	0.5 U	0.5 U	0.5 U	0.7	9.7			
MW-25 Screen 4	MW-25-4	Jan/Feb 2005	0.5 U	0.5 U	0.5 U	0.5 U	0.5 U	0.5 U	0.5 U	0.5 U	0.5 U	9.3	1,2,3-Trichloropropane m,p-Xylene	0.0100 0.5	J
MW-25 Screen 4	MW-25-4	April/May 2005	0.5 U	0.5 U	0.5 U	0.5 U	0.5 U	0.5 U	0.5 U	0.5 U	0.5 U	9.9			
MW-25 Screen 4	MW-25-4	July/Sept 2005	0.5 U	0.5 U	0.5 U	0.5 U	0.5 U	0.5 U	0.5 U	0.5 U	0.5 U	10.0			
MW-25 Screen 4	MW-25-4	Oct/Nov 2005	0.5 U	0.5 U	0.5 U	0.5 U	0.5 U	0.5 U	0.5 U	0.5 U	0.5 U	6.8	Methylene chloride	1.0	
MW-25 Screen 4	MW-25-4	Mar/Apr 2006	0.5 U	0.5 U	0.5 U	0.5 U	0.5 U	0.5 U	0.5 U	0.5 U	0.5 U	7.4			
MW-25 Screen 5	MW-25-5	Jan/Feb 2005	0.5 U	0.5 U	0.5 U	0.5 U	0.5 U	0.5 U	0.5 U	0.5 U	4.0 U	1,2,3-Trichloropropane Ethylbenzene m,p-Xylene o-Xylene Toluene	0.0090 0.6 1.3 0.4 0.4	J J J	
MW-25 Screen 5	MW-25-5	April/May 2005	0.5 U	0.5 U	0.5 U	0.5 U	0.5 U	0.5 U	0.5 U	0.5 U	4.0 U				
MW-25 Screen 5	MW-25-5	July/Sept 2005	0.5 U	0.5 U	0.5 U	0.5 U	0.5 U	0.5 U	0.5 U	0.5 U	0.5 U	4.0 U			
MW-25 Screen 5	MW-25-5	Oct/Nov 2005	0.5 U	0.5 U	0.5 U	0.5 U	0.5 U	0.5 U	0.5 U	0.5 U	0.5 U	4.0 U			
MW-25 Screen 5	MW-25-5	Mar/Apr 2006	0.5 U	0.5 U	0.5 U	0.5 U	0.5 U	0.5 U	0.5 U	0.5 U	2.0 U				
MW-26 Screen 1	MW-26-1	April/May 2005	0.5 U	0.5 U	0.5 U	0.5 U	0.5 U	0.5 U	0.5 U	0.5 U	4.0 U	m,p-Xylene	0.4	J	
MW-26 Screen 1	MW-26-1	July/Sept 2005	0.5 U	0.5 U	0.5 U	0.5 U	0.5 U	0.5 U	0.5 U	0.5 U	4.0 U				
MW-26 Screen 1	DUPE-6-3Q05	July/Sept 2005	0.5 U	0.5 U	0.5 U	0.5 U	0.5 U	0.5 U	0.5 U	0.5 U	4.0 U				
MW-26 Screen 1	MW-26-1	Oct/Nov 2005	0.5 U	0.5 U	0.5 U	0.5 U	0.5 U	0.5 U	0.5 U	0.5 U	4.0 U				
MW-26 Screen 1	MW-26-1	Mar/Apr 2006	0.5 U	0.5 U	0.5 U	0.5 U	0.5 U	0.5 U	0.5 U	0.5 U	4.0 U				
MW-26 Screen 2	MW-26-2	April/May 2005	0.5 U	0.5 U	0.5 U	0.5 U	0.5 U	0.5 U	0.5 U	0.5 U	4.0 U	m,p-Xylene	0.3	J	
MW-26 Screen 2	MW-26-2	July/Sept 2005	0.5 U	0.5 U	0.5 U	0.5 U	0.5 U	0.5 U	0.5 U	0.5 U	4.0 U				
MW-26 Screen 2	MW-26-2	Oct/Nov 2005	0.5 U	0.5 U	0.5 U	0.5 U	0.5 U	0.5 U	0.5 U	2.4	4.0 U	Bromodichloromethane Chloromethane Dibromochloromethane Methylene chloride	2.1 0.3 1.5 1.2	J	
MW-26 Screen 2	DUPE-7-4Q05	Oct/Nov 2005	0.5 U	0.5 U	0.5 U	0.5 U	0.5 U	0.5 U	0.5 U	2.3	4.0 U	Bromodichloromethane Dibromochloromethane Methylene chloride	1.9 1.3 1.4		
MW-26 Screen 2	MW-26-2	Mar/Apr 2006	0.5 U	0.5 U	0.5 U	0.5 U	0.5 U	0.5 U	0.5 U	0.5 U	4.0 U				
California Maximum Contaminant Level (MCL)			0.5	5.0	5.0	5.0	0.5	6.0	1200.0	100.0	6.0*				
EPA Region IX Maximum Contaminant Level			5.0	5.0	5.0	NE	5.0	7.0	NE	100.0	NE				
Notes															
DUPE Field Duplicate															
J Indicates an estimated value.															
NA Not Analyzed															
NE Not established															
U Indicates the compound or analyte was analyzed for but not detected at or above the stated limit.															
UJ Indicates the compound or analyte was analyzed for but not detected. The sample detection limit is an estimated value.															
* Notification Level - California Department of Health Services															
** EPA Method 504.1 used for 1,2,3-Trichloropropane (1,2,3-TCP) analysis															

TABLE 2
SUMMARY OF METALS DETECTED DURING THE
LONG-TERM QUARTERLY GROUNDWATER SAMPLING PROGRAM
BEGINNING JANUARY 2003

Shaded values exceed State or Federal MCLs or action levels.

Sample Location	Sampling Event	Sample Location	Arsenic (µg/L)	Lead (µg/L)	Chromium, Total (µg/L)	Chromium, Hexavalent (mg/L)
MW-1	April/May 2003	MW-1	5.0 U	0.150 J	2.3	0.010 U
MW-1	Oct/Nov 2003	MW-1	NA	NA	2.4 J	0.010 U
MW-1	April/May 2004	MW-1	2.3 U	0.010 J	10.0	0.010 U
MW-1	Oct/Nov 2004	MW-1	NA	NA	13.9	0.010 U
MW-1	April/May 2005	MW-1	1.6 J	0.260 J	6.0	0.010 U
MW-1	April/May 2005	DUPE-2-2Q05	5.0 U	0.260 J	6.7	0.010 U
MW-1	Oct/Nov 2005	MW-1	NA	NA	8.6	0.010 U
MW-3 Screen 1	April/May 2003	MW-3-1	5.0 U	1.000 U	2.1	0.010 U
MW-3 Screen 1	Oct/Nov 2003	MW-3-1	NA	NA	1.8 UJ	0.010 U
MW-3 Screen 1	April/May 2004	MW-3-1	5.0 UJ	0.120 U	7.6	0.010 U
MW-3 Screen 1	April/May 2004	DUPE-1-2Q04	5.0 UJ	0.001 J	8.2	0.010 U
MW-3 Screen 1	Oct/Nov 2004	MW-3-1	NA	NA	12.9 J	0.010 U
MW-3 Screen 1	Oct/Nov 2004	DUPE-1-4Q04	NA	NA	13.0 J	0.010 U
MW-3 Screen 1	April/May 2005	MW-3-1	1.5 J	0.058 J	5.6	0.010 U
MW-3 Screen 1	Oct/Nov 2005	MW-3-1	NA	NA	6.0	0.010 U
MW-3 Screen 2	Jan/Feb 2003	MW-3-2	NA	NA	2.4	0.010 U
MW-3 Screen 2	April/May 2003	MW-3-2	5.0 U	1.000 U	1.6	0.010 U
MW-3 Screen 2	April/May 2003	DUPE-5-2Q03	5.0 U	1.000 U	1.9	0.010 U
MW-3 Screen 2	July/Aug 2003	MW-3-2	NA	NA	2.4 J	0.010 U
MW-3 Screen 2	Oct/Nov 2003	MW-3-2	NA	NA	1.6 UJ	0.010 U
MW-3 Screen 2	Feb 2004	MW-3-2	NA	NA	12.0	0.010 U
MW-3 Screen 2	Feb 2004	DUPE-1-1Q04	NA	NA	3.5	0.010 U
MW-3 Screen 2	April/May 2004	MW-3-2	5.0 UJ	0.120 U	7.3	0.010 U
MW-3 Screen 2	July/Aug 2004	MW-3-2	NA	NA	8.8	0.010 U
MW-3 Screen 2	Oct/Nov 2004	MW-3-2	NA	NA	9.0 J	0.010 U
MW-3 Screen 2	Jan/Feb 2005	MW-3-2	NA	NA	8.7	0.010 U
MW-3 Screen 2	April/May 2005	MW-3-2	5.0 U	0.062 J	5.2	0.010 U
MW-3 Screen 2	July/Sept 2005	MW-3-2	NA	NA	9.8	0.010 U
MW-3 Screen 2	Oct/Nov 2005	MW-3-2	NA	NA	6.5	0.010 U
MW-3 Screen 2	Mar/Apr 2006	MW-3-2	NA	NA	1.0 U	0.010 U
MW-3 Screen 2	Mar/Apr 2006	DUPE-4-1Q06	NA	NA	1.0 U	0.010 U
MW-3 Screen 3	Jan/Feb 2003	MW-3-3	NA	NA	2.0	0.010 U
MW-3 Screen 3	April/May 2003	MW-3-3	5.0 U	1.000 U	0.8 J	0.010 U
MW-3 Screen 3	July/Aug 2003	MW-3-3	NA	NA	2.0 J	0.010 U
MW-3 Screen 3	Oct/Nov 2003	MW-3-3	NA	NA	2.0 UJ	0.010 U
MW-3 Screen 3	Feb 2004	MW-3-3	NA	NA	2.6	0.010 U
MW-3 Screen 3	April/May 2004	MW-3-3	4.8 UJ	0.120 U	4.8	0.010 U
MW-3 Screen 3	July/Aug 2004	MW-3-3	NA	NA	7.2	0.010 U
MW-3 Screen 3	July/Aug 2004	DUPE-4-3Q04	NA	NA	7.4	0.010 U
MW-3 Screen 3	Oct/Nov 2004	MW-3-3	NA	NA	7.1 J	0.010 U
MW-3 Screen 3	Jan/Feb 2005	MW-3-3	NA	NA	5.7	0.010 U
MW-3 Screen 3	April/May 2005	MW-3-3	1.1 J	0.052 J	5.5	0.010 U
MW-3 Screen 3	July/Sept 2005	MW-3-3	NA	NA	6.9	0.010 U
MW-3 Screen 3	Oct/Nov 2005	MW-3-3	NA	NA	5.8	0.010 U
MW-3 Screen 3	Mar/Apr 2006	MW-3-3	NA	NA	1.0 U	0.010 U
MW-3 Screen 4	Jan/Feb 2003	MW-3-4	NA	NA	2.3	0.010 U
MW-3 Screen 4	April/May 2003	MW-3-4	5.0 U	1.000 U	1.7	0.010 U
MW-3 Screen 4	July/Aug 2003	MW-3-4	NA	NA	1.8 J	0.010 U
MW-3 Screen 4	Oct/Nov 2003	MW-3-4	NA	NA	1.9 UJ	0.010 U
MW-3 Screen 4	Feb 2004	MW-3-4	NA	NA	4.8	0.010 U
MW-3 Screen 4	April/May 2004	MW-3-4	3.7 UJ	0.014 U	7.6	0.010 U
MW-3 Screen 4	July/Aug 2004	MW-3-4	NA	NA	6.6	0.010 U
MW-3 Screen 4	Oct/Nov 2004	MW-3-4	NA	NA	7.7 J	0.010 U
MW-3 Screen 4	Jan/Feb 2005	MW-3-4	NA	NA	8.6	0.010 U
MW-3 Screen 4	April/May 2005	MW-3-4	2.0 J	0.110 J	6.0	0.010 U
MW-3 Screen 4	July/Sept 2005	MW-3-4	NA	NA	6.9	0.010 U
MW-3 Screen 4	Oct/Nov 2005	MW-3-4	NA	NA	7.2	0.010 U
MW-3 Screen 4	Oct/Nov 2005	DUPE-3-4Q05	NA	NA	6.9	0.010 U
MW-3 Screen 4	Mar/Apr 2006	MW-3-4	NA	NA	1.0 U	0.010 U
MW-3 Screen 5	April/May 2003	MW-3-5	4.3 J	1.000 U	0.5 J	0.010 U
MW-3 Screen 5	Oct/Nov 2003	MW-3-5	NA	NA	0.7 UJ	0.010 U
MW-3 Screen 5	April/May 2004	MW-3-5	6.4 UJ	0.140 J	4.9	0.010 U
MW-3 Screen 5	Oct/Nov 2004	MW-3-5	NA	NA	2.8 J	0.010 U
MW-3 Screen 5	April/May 2005	MW-3-5	2.1 J	0.055 J	4.9	0.010 U
MW-3 Screen 5	Oct/Nov 2005	MW-3-5	NA	NA	6.3	0.010 U
MW-4 Screen 1	Jan/Feb 2003	MW-4-1	NA	NA	2.2	0.010 U
MW-4 Screen 1	April/May 2003	MW-4-1	5.0 U	1.000 U	3.4 J	0.010 U
MW-4 Screen 1	July/Aug 2003	MW-4-1	NA	NA	2.7 J	0.010 U
MW-4 Screen 1	July/Aug 2003	DUPE-3-3Q03	NA	NA	2.5 J	0.010 U
MW-4 Screen 1	Oct/Nov 2003	MW-4-1	NA	NA	2.6	0.010 U
MW-4 Screen 1	Feb 2004	MW-4-1	NA	NA	4.4	0.010 U
MW-4 Screen 1	April/May 2004	MW-4-1	5.0 UJ	0.330 J	0.6 UJ	0.006 J
MW-4 Screen 1	July/Aug 2004	MW-4-1	NA	NA	0.8 U	0.010 U
MW-4 Screen 1	Oct/Nov 2004	MW-4-1	NA	NA	12.4 J	0.010 U
MW-4 Screen 1	Jan/Feb 2005	MW-4-1	NA	NA	0.2	0.010 U
MW-4 Screen 1	April/May 2005	MW-4-1	5.0 U	0.031 J	4.9	0.010 U
MW-4 Screen 1	July/Sept 2005	MW-4-1	NA	NA	4.9	0.010 U
MW-4 Screen 1	Oct/Nov 2005	MW-4-1	NA	NA	6.1	0.010 U
MW-4 Screen 1	Mar/Apr 2006	MW-4-1	NA	NA	1.0 U	0.010 U
MW-4 Screen 2	Jan/Feb 2003	MW-4-2	NA	NA	4.8	0.010 U
MW-4 Screen 2	April/May 2003	MW-4-2	5.0 U	1.000 U	6.4 J	0.010 U
MW-4 Screen 2	July/Aug 2003	MW-4-2	NA	NA	5.2 J	0.010 U
MW-4 Screen 2	Oct/Nov 2003	MW-4-2	NA	NA	3.7	0.010 U
MW-4 Screen 2	Feb 2004	MW-4-2	NA	NA	6.7	0.010 U
MW-4 Screen 2	April/May 2004	MW-4-2	5.0 UJ	0.270 UJ	3.8 J	0.004 J
MW-4 Screen 2	April/May 2004	DUPE-3-2Q04	5.0 UJ	0.082 UJ	4.3 J	0.006 J
MW-4 Screen 2	July/Aug 2004	MW-4-2	NA	NA	13.9	0.007 J
MW-4 Screen 2	Oct/Nov 2004	MW-4-2	NA	NA	15.6 J	0.010 U
MW-4 Screen 2	Oct/Nov 2004	DUPE-3-4Q04	NA	NA	13.5 J	0.010 U
MW-4 Screen 2	Jan/Feb 2005	MW-4-2	NA	NA	13.7	0.010 U
MW-4 Screen 2	April/May 2005	MW-4-2	1.0 J	0.050 J	7.3	0.010 U
MW-4 Screen 2	July/Sept 2005	MW-4-2	NA	NA	9.0	0.010 U
MW-4 Screen 2	July/Sept 2005	DUPE-3-3Q05	NA	NA	11.7	0.010 U
MW-4 Screen 2	Oct/Nov 2005	MW-4-2	NA	NA	12.6	0.010 U
MW-4 Screen 2	Mar/Apr 2006	MW-4-2	NA	NA	2.8	0.010 U
MW-4 Screen 3	Jan/Feb 2003	MW-4-3	NA	NA	4.3	0.010 U
MW-4 Screen 3	April/May 2003	MW-4-3	5.0 U	1.000 U	3.8 J	0.010 U
MW-4 Screen 3	July/Aug 2003	MW-4-3	NA	NA	0.4 U	0.010 U
MW-4 Screen 3	Oct/Nov 2003	MW-4-3	NA	NA	0.4 U	0.010 U

TABLE 2
SUMMARY OF METALS DETECTED DURING THE
LONG-TERM QUARTERLY GROUNDWATER SAMPLING PROGRAM
BEGINNING JANUARY 2003

Shaded values exceed State or Federal MCLs or action levels.

Sample Location	Sampling Event	Sample Location	Arsenic (µg/L)	Lead (µg/L)	Chromium, Total (µg/L)	Chromium, Hexavalent (mg/L)
MW-4 Screen 3	Feb 2004	MW-4-3	NA	NA	1.0 UJ	0.010 U
MW-4 Screen 3	April/May 2004	MW-4-3	5.0 UJ	0.430 J	0.2 UJ	0.010 U
MW-4 Screen 3	July/Aug 2004	MW-4-3	NA	NA	1.0	0.010 U
MW-4 Screen 3	Oct/Nov 2004	MW-4-3	NA	NA	0.6 UJ	0.010 U
MW-4 Screen 3	Jan/Feb 2005	MW-4-3	NA	NA	0.1 J	0.010 U
MW-4 Screen 3	April/May 2005	MW-4-3	1.3 J	0.340 J	0.5 J	0.010 U
MW-4 Screen 3	July/Sept 2005	MW-4-3	NA	NA	0.7 J	0.010 U
MW-4 Screen 3	Oct/Nov 2005	MW-4-3	NA	NA	0.9 J	0.010 U
MW-4 Screen 3	Mar/Apr 2006	MW-4-3	NA	NA	1.0 U	0.010 U
MW-4 Screen 4	April/May 2003	MW-4-4	5.0 U	1.000 U	3.5 J	0.010 U
MW-4 Screen 4	April/May 2003	DUPE-1-2Q03	5.0 U	1.000 U	2.8 J	0.010 U
MW-4 Screen 4	Oct/Nov 2003	MW-4-4	NA	NA	2.4	0.010 U
MW-4 Screen 4	April/May 2004	MW-4-4	5.0 UJ	0.310 J	1.1 UJ	0.010 U
MW-4 Screen 4	Oct/Nov 2004	MW-4-4	NA	NA	10.6 J	0.010 U
MW-4 Screen 4	April/May 2005	MW-4-4	1.5 J	0.044 J	3.8	0.010 U
MW-4 Screen 4	Oct/Nov 2005	MW-4-4	NA	NA	8.5	0.010 U
MW-4 Screen 4	Oct/Nov 2005	DUPE-5-4Q05	NA	NA	7.8	0.010 U
MW-4 Screen 5	April/May 2003	MW-4-5	5.0 U	1.000 U	3.0 J	0.010 U
MW-4 Screen 5	Oct/Nov 2003	MW-4-5	NA	NA	3.5 J	0.010 U
MW-4 Screen 5	Oct/Nov 2003	DUPE-3-4-Q03	NA	NA	5.6	0.010 U
MW-4 Screen 5	April/May 2004	MW-4-5	5.0 UJ	0.230 UJ	6.6 J	0.010 U
MW-4 Screen 5	Oct/Nov 2004	MW-4-5	NA	NA	9.3 J	0.010 U
MW-4 Screen 5	April/May 2005	MW-4-5	1.1 J	0.061 J	3.2	0.010 U
MW-4 Screen 5	Oct/Nov 2005	MW-4-5	NA	NA	8.9	0.010 U
MW-5	Jan/Feb 2003	MW-5	NA	NA	6.8	0.010 U
MW-5	April/May 2003	MW-5	5.0 U	1.000 U	3.1 J	0.010 U
MW-5	July/Aug 2003	MW-5	NA	NA	3.1 J	0.010 U
MW-5	Oct/Nov 2003	MW-5	NA	NA	2.8 J	0.010 U
MW-5	Feb 2004	MW-5	NA	NA	5.1	0.010 U
MW-5	April/May 2004	MW-5	5.0 U	0.120 J	1.9	0.010 U
MW-5	July/Aug 2004	MW-5	NA	NA	10.9 J	0.010 U
MW-5	July/Aug 2004	DUPE-5-3Q04	NA	NA	11.6 J	0.010 U
MW-5	Oct/Nov 2004	MW-5	NA	NA	11.7 J	0.010 U
MW-5	Jan/Feb 2005	MW-5	NA	NA	4.5	0.010 U
MW-5	Jan/Feb 2005	DUPE-5-1Q05	NA	NA	5.6	0.010 U
MW-5	April/May 2005	MW-5	5.0 U	0.028 J	7.7	0.010 U
MW-5	July/Sept 2005	MW-5	NA	NA	6.4 J	0.010 U
MW-5	July/Sept 2005	DUPE-8-3Q05	NA	NA	6.2 J	0.010 U
MW-5	Oct/Nov 2005	MW-5	NA	NA	6.2 J	0.010 U
MW-5	Mar/Apr 2006	MW-5	NA	NA	1.0 U	0.010 U
MW-6	Jan/Feb 2003	MW-6	NA	NA	6.4	0.010 U
MW-6	April/May 2003	MW-6	5.0 U	1.000 U	7.1 J	0.010 U
MW-6	July/Aug 2003	MW-6	NA	NA	6.6 J	0.010 U
MW-6	Oct/Nov 2003	MW-6	NA	NA	9.9 J	0.010 U
MW-6	Feb 2004	MW-6	NA	NA	10.0	0.010 U
MW-6	April/May 2004	MW-6	2.0 U	0.180	7.8	0.010 U
MW-6	July/Aug 2004	MW-6	NA	NA	28.4 J	0.010 U
MW-6	Oct/Nov 2004	MW-6	NA	NA	21.0 J	0.010 U
MW-6	Jan/Feb 2005	MW-6	NA	NA	20.0	0.010 U
MW-6	April/May 2005	MW-6	1.9 J	0.030 J	13.6	0.010 U
MW-6	April/May 2005	DUPE-8-2Q05	2.0 J	0.034 J	13.0	0.010 U
MW-6	July/Sept 2005	MW-6	NA	NA	13.8 J	0.010 U
MW-6	Oct/Nov 2005	MW-6	NA	NA	13.0 J	0.010 U
MW-6	Mar/Apr 2006	MW-6	NA	NA	4.9 J	0.010 U
MW-6	Mar/Apr 2006	DUP-8-1Q06	NA	NA	4.9 J	0.010 U
MW-7	Jan/Feb 2003	MW-7	NA	NA	7.4	0.010 U
MW-7	Jan/Feb 2003	DUPE-6-1Q03	NA	NA	7.3	0.010 U
MW-7	April/May 2003	MW-7	5.0 U	1.000 U	4.9	0.010 U
MW-7	July/Aug 2003	MW-7	NA	NA	4.6 J	0.010 U
MW-7	Oct/Nov 2003	MW-7	NA	NA	5.0 J	0.010 U
MW-7	Feb 2004	MW-7	NA	NA	5.7	0.010 U
MW-7	April/May 2004	MW-7	5.0 U	0.460	11.2	0.010 U
MW-7	April/May 2004	DUPE-7-2Q04	5.0 U	0.510	11.7	0.010 U
MW-7	July/Aug 2004	MW-7	NA	NA	8.7 J	0.010 U
MW-7	Oct/Nov 2004	MW-7	NA	NA	11.2 J	0.010 U
MW-7	Jan/Feb 2005	MW-7	NA	NA	7.6	0.010 U
MW-7	April/May 2005	MW-7	2.1 J	0.053 J	11.5	0.010 U
MW-7	July/Sept 2005	MW-7	NA	NA	9.1 J	0.010 U
MW-7	Oct/Nov 2005	MW-7	NA	NA	7.8	0.010 U
MW-7	Oct/Nov 2005	DUPE-8-4Q05	NA	NA	8.2	0.010 U
MW-7	Mar/Apr 2006	MW-7	NA	NA	1.1 J	0.010 U
MW-8	Jan/Feb 2003	MW-8	NA	NA	9.4	0.010 U
MW-8	April/May 2003	MW-8	2.0 J	1.000 U	1.4 J	0.010 U
MW-8	July/Aug 2003	MW-8	NA	NA	3.6 J	0.010 U
MW-8	Oct/Nov 2003	MW-8	NA	NA	1.5 UJ	0.008 J
MW-8	Oct/Nov 2003	DUPE-7-4-Q03	NA	NA	1.8 UJ	0.010 U
MW-8	Feb 2004	MW-8	NA	NA	4.0	0.010 U
MW-8	April/May 2004	MW-8	5.0 U	0.024 U	6.0	0.010 U
MW-8	July/Aug 2004	MW-8	NA	NA	9.8 J	0.010 U
MW-8	Oct/Nov 2004	MW-8	NA	NA	8.5 J	0.010 U
MW-8	Jan/Feb 2005	MW-8	NA	NA	8.4	0.010 U
MW-8	Jan/Feb 2005	DUPE-6-1Q05	NA	NA	8.5	0.010 U
MW-8	April/May 2005	MW-8	1.7 J	0.025 J	7.3	0.010 U
MW-8	July/Sept 2005	MW-8	NA	NA	9.1	0.010 U
MW-8	Oct/Nov 2005	MW-8	NA	NA	9.5	0.010 U
MW-8	Mar/Apr 2006	MW-8	NA	NA	1.2 J	0.010 U
MW-9	April/May 2003	MW-9	2.1 J	0.480 J	4.3	0.010 U
MW-9	Oct/Nov 2003	MW-9	NA	NA	5.5 J	0.010 U
MW-9	April/May 2004	MW-9	5.0 U	1.900	9.2	0.010 U
MW-9	Oct/Nov 2004	MW-9	NA	NA	14.5	0.010 U
MW-9	April/May 2005	MW-9	1.2 J	0.650 J	2.3	0.010 U
MW-9	April/May 2005	DUPE-3-2Q05	5.0 U	0.550 J	2.1	0.010 U
MW-9	Oct/Nov 2005	MW-9	NA	NA	4.5	0.010 U
MW-10	Jan/Feb 2003	MW-10	NA	NA	11.0	0.010 U
MW-10	April/May 2003	MW-10	5.0 U	0.150 J	8.1 J	0.010 U
MW-10	July/Aug 2003	MW-10	NA	NA	11.0 J	0.010 U
MW-10	Oct/Nov 2003	MW-10	NA	NA	7.6 J	0.010 U
MW-10	Feb 2004	MW-10	NA	NA	24.0	0.010 U

TABLE 2
SUMMARY OF METALS DETECTED DURING THE
LONG-TERM QUARTERLY GROUNDWATER SAMPLING PROGRAM
BEGINNING JANUARY 2003

Shaded values exceed State or Federal MCLs or action levels.

Sample Location	Sampling Event	Sample Location	Arsenic (µg/L)	Lead (µg/L)	Chromium, Total (µg/L)	Chromium, Hexavalent (mg/L)
MW-10	April/May 2004	MW-10	5.0 U	0.009 U	21.3	0.010 U
MW-10	July/Aug 2004	MW-10	NA	NA	24.2 J	0.010 U
MW-10	July/Aug 2004	DUPE-6-3Q04	NA	NA	23.8 J	0.010 U
MW-10	Oct/Nov 2004	MW-10	NA	NA	17.0 J	0.004 J
MW-10	Oct/Nov 2004	DUP-6-11/18/04	NA	NA	16.7 J	0.010 U
MW-10	Jan/Feb 2005	MW-10	NA	NA	20.0	0.010 U
MW-10	April/May 2005	MW-10	5.0 U	0.031 J	21.1	0.011
MW-10	April/May 2005	DUPE-9-2Q05	5.0 U	0.025 J	22.2	0.011
MW-10	July/Sept 2005	MW-10	NA	NA	25.4 J	0.014
MW-10	July/Sept 2005	DUPE-7-3Q05	NA	NA	24.6 J	0.014
MW-10	Oct/Nov 2005	MW-10	NA	NA	25.4	0.014
MW-10	Mar/Apr 2006	MW-10	NA	NA	14.8 J	0.010
MW-11 Screen 1	Jan/Feb 2003	MW-11-1	NA	NA	2.6	0.010 U
MW-11 Screen 1	April/May 2003	MW-11-1	5.0 U	1.000 U	1.3	0.010 U
MW-11 Screen 1	July/Aug 2003	MW-11-1	NA	NA	2.0 J	0.010 U
MW-11 Screen 1	Oct/Nov 2003	MW-11-1	NA	NA	2.0 J	0.010 U
MW-11 Screen 1	Feb 2004	MW-11-1	NA	NA	3.7	0.010 U
MW-11 Screen 1	April/May 2004	MW-11-1	5.0 U	0.027 U	7.4	0.010 U
MW-11 Screen 1	July/Aug 2004	MW-11-1	NA	NA	10.1	0.010 U
MW-11 Screen 1	Oct/Nov 2004	MW-11-1	NA	NA	9.4 J	0.010 U
MW-11 Screen 1	Jan/Feb 2005	MW-11-1	NA	NA	9.8	0.010 U
MW-11 Screen 1	April/May 2005	MW-11-1	5.0 U	0.068 J	9.8	0.010 U
MW-11 Screen 1	July/Sept 2005	MW-11-1	NA	NA	6.7	0.010 U
MW-11 Screen 1	Oct/Nov 2005	MW-11-1	NA	NA	7.7	0.010 U
MW-11 Screen 1	Mar/Apr 2006	MW-11-1	NA	NA	1.0 U	0.010 U
MW-11 Screen 2	Jan/Feb 2003	MW-11-2	NA	NA	2.3	0.010 U
MW-11 Screen 2	April/May 2003	MW-11-2	5.0 U	1.000 U	0.8 J	0.010 U
MW-11 Screen 2	July/Aug 2003	MW-11-2	NA	NA	1.5 J	0.010 U
MW-11 Screen 2	Oct/Nov 2003	MW-11-2	NA	NA	1.0 UJ	0.010 U
MW-11 Screen 2	Feb 2004	MW-11-2	NA	NA	3.4	0.010 U
MW-11 Screen 2	April/May 2004	MW-11-2	5.0 U	0.120 U	5.7	0.010 U
MW-11 Screen 2	July/Aug 2004	MW-11-2	NA	NA	9.1	0.010 U
MW-11 Screen 2	Oct/Nov 2004	MW-11-2	NA	NA	8.4 J	0.010 U
MW-11 Screen 2	Jan/Feb 2005	MW-11-2	NA	NA	6.0	0.010 U
MW-11 Screen 2	April/May 2005	MW-11-2	5.0 U	0.044 J	8.7	0.010 U
MW-11 Screen 2	July/Sept 2005	MW-11-2	NA	NA	6.9	0.010 U
MW-11 Screen 2	July/Sept 2005	DUPE-4-3Q05	NA	NA	7.8	0.010 U
MW-11 Screen 2	Oct/Nov 2005	MW-11-2	NA	NA	8.7	0.010 U
MW-11 Screen 2	Mar/Apr 2006	MW-11-2	NA	NA	1.0 U	0.010 U
MW-11 Screen 2	Mar/Apr 2006	DUP-7-1Q06	NA	NA	1.0 U	0.010 U
MW-11 Screen 3	Jan/Feb 2003	MW-11-3	NA	NA	2.3	0.010 U
MW-11 Screen 3	April/May 2003	MW-11-3	5.0 U	1.000 U	1.5	0.010 U
MW-11 Screen 3	July/Aug 2003	MW-11-3	NA	NA	2.3 J	0.010 U
MW-11 Screen 3	Oct/Nov 2003	MW-11-3	NA	NA	3.4 J	0.010 U
MW-11 Screen 3	Feb 2004	MW-11-3	NA	NA	4.0	0.010 U
MW-11 Screen 3	April/May 2004	MW-11-3	5.0 U	0.055 U	1.1 U	0.010 U
MW-11 Screen 3	April/May 2004	DUPE-5-2Q04	5.0 U	0.049 U	0.7 U	0.005 J
MW-11 Screen 3	July/Aug 2004	MW-11-3	NA	NA	9.6	0.010 U
MW-11 Screen 3	Oct/Nov 2004	MW-11-3	NA	NA	9.1 J	0.010 U
MW-11 Screen 3	Oct/Nov 2004	DUPE-5-4Q04	NA	NA	1.9 J	0.010 U
MW-11 Screen 3	Jan/Feb 2005	MW-11-3	NA	NA	6.1	0.010 U
MW-11 Screen 3	April/May 2005	MW-11-3	5.0 U	0.110 J	7.6	0.010 U
MW-11 Screen 3	April/May 2005	DUPE-702Q05	5.0 U	0.055 J	8.1	0.010 U
MW-11 Screen 3	July/Sept 2005	MW-11-3	NA	NA	5.0	0.010 U
MW-11 Screen 3	Oct/Nov 2005	MW-11-3	NA	NA	5.6	0.010 U
MW-11 Screen 3	Mar/Apr 2006	MW-11-3	NA	NA	1.0 U	0.010 U
MW-11 Screen 4	Jan/Feb 2003	MW-11-4	NA	NA	NA	0.010 U
MW-11 Screen 4	April/May 2003	MW-11-4	5.0 U	1.000 U	0.3 J	0.010 U
MW-11 Screen 4	Oct/Nov 2003	MW-11-4	NA	NA	0.8 UJ	0.010 U
MW-11 Screen 4	April/May 2004	MW-11-4	5.0 U	0.005 J	2.2	0.004 J
MW-11 Screen 4	Oct/Nov 2004	MW-11-4	NA	NA	5.2 J	0.010 U
MW-11 Screen 4	April/May 2005	MW-11-4	5.0 U	0.091 J	3.8	0.010 U
MW-11 Screen 4	July/Sept 2005	MW-11-4	NA	NA	2.7	0.010 U
MW-11 Screen 4	Oct/Nov 2005	MW-11-4	NA	NA	3.6	0.010 U
MW-11 Screen 5	April/May 2003	MW-11-5	5.0 U	1.000 U	1.1	0.010 U
MW-11 Screen 5	Oct/Nov 2003	MW-11-5	NA	NA	1.5 J	0.010 U
MW-11 Screen 5	April/May 2004	MW-11-5	5.0 U	0.099 U	0.7 U	0.004 J
MW-11 Screen 5	Oct/Nov 2004	MW-11-5	NA	NA	1.8 J	0.010 U
MW-11 Screen 5	April/May 2005	MW-11-5	5.0 U	0.330 J	5.7	0.010 U
MW-11 Screen 5	Oct/Nov 2005	MW-11-5	NA	NA	5.1	0.010 U
MW-11 Screen 5	Oct/Nov 2005	DUPE-6-4Q05	NA	NA	5.5	0.010 U
MW-12 Screen 1	Jan/Feb 2003	MW-12-1	NA	NA	6.0	0.010 U
MW-12 Screen 1	April/May 2003	MW-12-1	5.0 U	1.000 U	9.7	0.010 U
MW-12 Screen 1	July/Aug 2003	MW-12-1	NA	NA	8.0 J	0.010 U
MW-12 Screen 1	Oct/Nov 2003	MW-12-1	NA	NA	8.1 J	0.010 U
MW-12 Screen 1	Oct/Nov 2003	DUPE-4-4-Q03	NA	NA	8.4 J	0.010 U
MW-12 Screen 1	Feb 2004	MW-12-1	NA	NA	9.5	0.010 U
MW-12 Screen 1	April/May 2004	MW-12-1	5.0 U	0.043 U	2.6	0.004 J
MW-12 Screen 1	July/Aug 2004	MW-12-1	NA	NA	11.7	0.010 U
MW-12 Screen 1	Oct/Nov 2004	MW-12-1	NA	NA	14.6 J	0.010 U
MW-12 Screen 1	Jan/Feb 2005	MW-12-1	NA	NA	7.1	0.010 U
MW-12 Screen 1	April/May 2005	MW-12-1	5.0 U	0.029 J	6.8	0.010 U
MW-12 Screen 1	July/Sept 2005	MW-12-1	NA	NA	10.1	0.010 U
MW-12 Screen 1	Oct/Nov 2005	MW-12-1	NA	NA	8.1	0.010 U
MW-12 Screen 1	Mar/Apr 2006	MW-12-1	NA	NA	1.6	0.010 U
MW-12 Screen 1	Mar/Apr 2006	DUP-6-1Q06	NA	NA	1.6	0.010 U
MW-12 Screen 2	Jan/Feb 2003	MW-12-2	NA	NA	3.8	0.010 U
MW-12 Screen 2	Jan/Feb 2003	DUPE-4-1Q03	NA	NA	4.0	0.010 U
MW-12 Screen 2	April/May 2003	MW-12-2	5.0 U	1.000 U	2.9	0.010 U
MW-12 Screen 2	July/Aug 2003	MW-12-2	NA	NA	3.8 J	0.010 U
MW-12 Screen 2	Oct/Nov 2003	MW-12-2	NA	NA	2.9 J	0.010 U
MW-12 Screen 2	Feb 2004	MW-12-2	NA	NA	4.4	0.010 U
MW-12 Screen 2	April/May 2004	MW-12-2	5.0 U	0.120 U	10.9	0.010 U
MW-12 Screen 2	July/Aug 2004	MW-12-2	NA	NA	12.0	0.010 U
MW-12 Screen 2	Oct/Nov 2004	MW-12-2	NA	NA	13.1 J	0.010 U
MW-12 Screen 2	Jan/Feb 2005	MW-12-2	NA	NA	7.1	0.010 U
MW-12 Screen 2	April/May 2005	MW-12-2	5.0 U	0.036 J	6.6	0.010 U
MW-12 Screen 2	July/Sept 2005	MW-12-2	NA	NA	10.2	0.010 U
MW-12 Screen 2	Oct/Nov 2005	MW-12-2	NA	NA	9.7	0.010 U

TABLE 2
SUMMARY OF METALS DETECTED DURING THE
LONG-TERM QUARTERLY GROUNDWATER SAMPLING PROGRAM
BEGINNING JANUARY 2003

Shaded values exceed State or Federal MCLs or action levels.

Sample Location	Sampling Event	Sample Location	Arsenic (µg/L)	Lead (µg/L)	Chromium, Total (µg/L)	Chromium, Hexavalent (mg/L)	
MW-12 Screen 2	Mar/Apr 2006	MW-12-2	NA	NA	1.7	0.010	U
MW-12 Screen 3	Jan/Feb 2003	MW-12-3	NA	NA	2.5	0.010	U
MW-12 Screen 3	April/May 2003	MW-12-3	5.0	U	1,000	U	1.3
MW-12 Screen 3	April/May 2003	DUPE-6-2Q03	5.0	U	1,000	U	1.3
MW-12 Screen 3	July/Aug 2003	MW-12-3	NA	NA	2.4	J	0.010
MW-12 Screen 3	Oct/Nov 2003	MW-12-3	NA	NA	1.6	UJ	0.010
MW-12 Screen 3	Feb 2004	MW-12-3	NA	NA	1.0	U	0.010
MW-12 Screen 3	April/May 2004	MW-12-3	5.0	U	0.014	U	6.2
MW-12 Screen 3	July/Aug 2004	MW-12-3	NA	NA	6.5	J	0.010
MW-12 Screen 3	Oct/Nov 2004	MW-12-3	NA	NA	8.8	J	0.010
MW-12 Screen 3	Jan/Feb 2005	MW-12-3	NA	NA	5.1	U	0.010
MW-12 Screen 3	April/May 2005	MW-12-3	5.0	U	0.068	J	5.1
MW-12 Screen 3	July/Sept 2005	MW-12-3	NA	NA	6.7	U	0.010
MW-12 Screen 3	Oct/Nov 2005	MW-12-3	NA	NA	6.0	U	0.010
MW-12 Screen 3	Mar/Apr 2006	MW-12-3	NA	NA	1.0	U	0.010
MW-12 Screen 4	Jan/Feb 2003	MW-12-4	NA	NA	NA	0.010	U
MW-12 Screen 4	April/May 2003	MW-12-4	5.0	U	1,000	U	1.3
MW-12 Screen 4	Oct/Nov 2003	MW-12-4	NA	NA	2.8	J	0.010
MW-12 Screen 4	April/May 2004	MW-12-4	5.0	U	0.120	U	9.0
MW-12 Screen 4	April/May 2004	DUPE-4-2Q04	5.0	U	0.001	J	8.2
MW-12 Screen 4	Oct/Nov 2004	MW-12-4	NA	NA	12.1	J	0.010
MW-12 Screen 4	Oct/Nov 2004	DUPE-4-4Q04	NA	NA	12.8	J	0.010
MW-12 Screen 4	April/May 2005	MW-12-4	5.0	U	0.016	J	5.5
MW-12 Screen 4	July/Sept 2005	MW-12-4	NA	NA	10.1	U	0.010
MW-12 Screen 4	Oct/Nov 2005	MW-12-4	NA	NA	6.4	U	0.010
MW-12 Screen 5	Jan/Feb 2003	MW-12-5	NA	NA	NA	0.010	U
MW-12 Screen 5	April/May 2003	MW-12-5	5.0	U	1,000	U	1.2
MW-12 Screen 5	Oct/Nov 2003	MW-12-5	NA	NA	4.7	J	0.010
MW-12 Screen 5	April/May 2004	MW-12-5	5.0	U	0.048	U	1.8
MW-12 Screen 5	Oct/Nov 2004	MW-12-5	NA	NA	3.8	J	0.010
MW-12 Screen 5	April/May 2005	MW-12-5	5.0	U	0.034	J	5.4
MW-12 Screen 5	July/Sept 2005	MW-12-5	NA	NA	9.9	U	0.010
MW-12 Screen 5	Oct/Nov 2005	MW-12-5	NA	NA	7.4	U	0.010
MW-13	Jan/Feb 2003	MW-13	NA	NA	90.0	0.055	
MW-13	April/May 2003	MW-13	5.0	U	1,000	U	16.0
MW-13	July/Aug 2003	MW-13	NA	NA	8.5	J	0.010
MW-13	Oct/Nov 2003	MW-13	NA	NA	18.0	J	0.020
MW-13	Feb 2004	MW-13	NA	NA	63.0	0.052	
MW-13	April/May 2004	MW-13	5.0	U	0.120	U	31.5
MW-13	July/Aug 2004	MW-13	NA	NA	26.1	J	0.011
MW-13	Oct/Nov 2004	MW-13	NA	NA	55.1	J	0.048
MW-13	Jan/Feb 2005	MW-13	NA	NA	50.9	0.032	
MW-13	April/May 2005	MW-13	1.3	J	0.039	J	25.7
MW-13	July/Sept 2005	MW-13	NA	NA	31.7	U	0.024
MW-13	Oct/Nov 2005	MW-13	NA	NA	89.9	0.013	
MW-13	Mar/Apr 2006	MW-13	NA	NA	48.2	J	0.024
MW-14 Screen 1	Jan/Feb 2003	MW-14-1	NA	NA	3.5	0.010	U
MW-14 Screen 1	April/May 2003	MW-14-1	5.0	U	1,000	U	4.6
MW-14 Screen 1	July/Aug 2003	MW-14-1	NA	NA	3.9	J	0.010
MW-14 Screen 1	Oct/Nov 2003	MW-14-1	NA	NA	0.0	UJ	0.010
MW-14 Screen 1	Feb 2004	MW-14-1	NA	NA	4.4	U	0.010
MW-14 Screen 1	Feb 2004	DUPE-3-1Q04	NA	NA	5.3	U	0.010
MW-14 Screen 1	April/May 2004	MW-14-1	5.0	UJ	0.120	U	15.0
MW-14 Screen 1	July/Aug 2004	MW-14-1	NA	NA	12.8	J	0.010
MW-14 Screen 1	Oct/Nov 2004	MW-14-1	NA	NA	13.5	J	0.010
MW-14 Screen 1	Jan/Feb 2005	MW-14-1	NA	NA	12.0	U	0.010
MW-14 Screen 1	April/May 2005	MW-14-1	1.8	J	0.100	J	8.3
MW-14 Screen 1	July/Sept 2005	MW-14-1	NA	NA	11.5	U	0.010
MW-14 Screen 1	Oct/Nov 2005	MW-14-1	NA	NA	10.8	U	0.010
MW-14 Screen 1	Oct/Nov 2005	DUPE-4-4Q05	NA	NA	11.9	U	0.010
MW-14 Screen 1	Mar/Apr 2006	MW-14-1	NA	NA	1.6	U	0.010
MW-14 Screen 2	Jan/Feb 2003	MW-14-2	NA	NA	3.7	U	0.010
MW-14 Screen 2	April/May 2003	MW-14-2	5.0	U	1,000	U	4.4
MW-14 Screen 2	July/Aug 2003	MW-14-2	NA	NA	1.9	J	0.010
MW-14 Screen 2	Oct/Nov 2003	MW-14-2	NA	NA	2.3	J	0.010
MW-14 Screen 2	Feb 2004	MW-14-2	NA	NA	2.9	U	0.010
MW-14 Screen 2	April/May 2004	MW-14-2	2.6	UJ	0.120	U	11.0
MW-14 Screen 2	July/Aug 2004	MW-14-2	NA	NA	6.9	J	0.010
MW-14 Screen 2	Oct/Nov 2004	MW-14-2	NA	NA	10.7	J	0.010
MW-14 Screen 2	Jan/Feb 2005	MW-14-2	NA	NA	10.7	U	0.010
MW-14 Screen 2	April/May 2005	MW-14-2	5.0	U	0.087	J	7.6
MW-14 Screen 2	July/Sept 2005	MW-14-2	NA	NA	10.4	U	0.010
MW-14 Screen 2	Oct/Nov 2005	MW-14-2	NA	NA	9.8	U	0.010
MW-14 Screen 2	Mar/Apr 2006	MW-14-2	NA	NA	1.0	U	0.010
MW-14 Screen 3	Jan/Feb 2003	MW-14-3	NA	NA	3.6	U	0.010
MW-14 Screen 3	April/May 2003	MW-14-3	5.0	U	1,000	U	3.2
MW-14 Screen 3	April/May 2003	DUPE-2-2Q03	5.0	U	1,000	U	2.6
MW-14 Screen 3	July/Aug 2003	MW-14-3	NA	NA	3.6	J	0.010
MW-14 Screen 3	July/Aug 2003	DUPE-4-3-Q03	NA	NA	3.4	J	0.010
MW-14 Screen 3	Oct/Nov 2003	MW-14-3	NA	NA	2.7	J	0.010
MW-14 Screen 3	Feb 2004	MW-14-3	NA	NA	3.9	U	0.010
MW-14 Screen 3	April/May 2004	MW-14-3	2.9	UJ	0.120	U	10.1
MW-14 Screen 3	July/Aug 2004	MW-14-3	NA	NA	5.2	J	0.010
MW-14 Screen 3	Oct/Nov 2004	MW-14-3	NA	NA	8.6	J	0.010
MW-14 Screen 3	Jan/Feb 2005	MW-14-3	NA	NA	8.6	U	0.010
MW-14 Screen 3	April/May 2005	MW-14-3	1.1	J	0.150	J	5.6
MW-14 Screen 3	July/Sept 2005	MW-14-3	NA	NA	8.6	U	0.010
MW-14 Screen 3	Oct/Nov 2005	MW-14-3	NA	NA	9.1	U	0.010
MW-14 Screen 3	Mar/Apr 2006	MW-14-3	NA	NA	1.0	U	0.010
MW-14 Screen 4	Jan/Feb 2003	MW-14-4	NA	NA	NA	0.010	U
MW-14 Screen 4	Jan/Feb 2003	DUPE-3-1Q03	NA	NA	NA	0.010	U
MW-14 Screen 4	April/May 2003	MW-14-4	5.0	U	1,000	U	3.8
MW-14 Screen 4	July/Aug 2003	MW-14-4	NA	NA	1.6	J	0.010
MW-14 Screen 4	Oct/Nov 2003	MW-14-4	NA	NA	3.7	J	0.010
MW-14 Screen 4	April/May 2004	MW-14-4	5.0	UJ	0.120	U	9.2
MW-14 Screen 4	Oct/Nov 2004	MW-14-4	NA	NA	8.4	J	0.010
MW-14 Screen 4	April/May 2005	MW-14-4	5.0	U	0.130	J	6.3

TABLE 2
SUMMARY OF METALS DETECTED DURING THE
LONG-TERM QUARTERLY GROUNDWATER SAMPLING PROGRAM
BEGINNING JANUARY 2003

Shaded values exceed State or Federal MCLs or action levels.

Sample Location	Sampling Event	Sample Location	Arsenic (µg/L)	Lead (µg/L)	Chromium, Total (µg/L)	Chromium, Hexavalent (mg/L)
MW-14 Screen 4	April/May 2005	DUPE-4-2Q05	5.0 U	0.043 J	6.9	0.010 U
MW-14 Screen 4	July/Sept 2005	MW-14-4	NA	NA	9.8	0.010 U
MW-14 Screen 4	Oct/Nov 2005	MW-14-4	NA	NA	8.1	0.010 U
MW-14 Screen 5	Jan/Feb 2003	MW-14-5	NA	NA	NA	0.010 U
MW-14 Screen 5	April/May 2003	MW-14-5	5.0 U	1.000 U	2.1 J	0.010 U
MW-14 Screen 5	Oct/Nov 2003	MW-14-5	NA	NA	1.8 UJ	0.010 U
MW-14 Screen 5	April/May 2004	MW-14-5	3.2 UJ	0.120 U	5.8	0.010 U
MW-14 Screen 5	Oct/Nov 2004	MW-14-5	NA	NA	4.5 J	0.010 U
MW-14 Screen 5	Oct/Nov 2004	DUPE-2-4Q04	NA	NA	6.3 J	0.010 U
MW-14 Screen 5	April/May 2005	MW-14-5	3.0 J	0.040 J	3.9	0.010 U
MW-14 Screen 5	July/Sept 2005	MW-14-5	NA	NA	7.6	0.010 U
MW-14 Screen 5	Oct/Nov 2005	MW-14-5	NA	NA	5.1	0.010 U
MW-15	Jan/Feb 2003	MW-15	NA	NA	6.3	0.010 U
MW-15	April/May 2003	MW-15	2.1 J	0.150 J	3.9 J	0.010 U
MW-15	July/Aug 2003	MW-15	NA	NA	3.9 J	0.010 U
MW-15	July/Aug 2003	Dupe-6-3-Q03	NA	NA	3.6 J	0.010 U
MW-15	Oct/Nov 2003	MW-15	NA	NA	3.4 J	0.010 U
MW-15	Oct/Nov 2003	DUPE-2-4-Q03	NA	NA	3.4 J	0.010 U
MW-15	Feb 2004	MW-15	NA	NA	1.3	0.010 U
MW-15	April/May 2004	MW-15	3.2 U	0.036 J	12.1	0.010 U
MW-15	April/May 2004	DUPE-6-2Q04	5.0 U	0.049 J	11.6	0.010 U
MW-15	July/Aug 2004	MW-15	NA	NA	12.6 J	0.010 U
MW-15	Oct/Nov 2004	MW-15	NA	NA	21.0	0.010 U
MW-15	Oct/Nov 2004	DUPE-7-11/22/04	NA	NA	12.0	0.010 U
MW-15	Jan/Feb 2005	MW-15	NA	NA	10.0	0.010 U
MW-15	April/May 2005	MW-15	1.5 J	0.490 J	5.7	0.009 J
MW-15	July/Sept 2005	MW-15	NA	NA	9.9 J	0.010 U
MW-15	July/Sept 2005	DUPE-9-3Q05	NA	NA	6.9 J	0.010 U
MW-15	Oct/Nov 2005	MW-15	NA	NA	7.7 J	0.010 U
MW-15	Mar/Apr 2006	MW-15	NA	NA	1.5	0.010 U
MW-16	Jan/Feb 2003	MW-16	NA	NA	7.2	0.010 U
MW-16	April/May 2003	MW-16	5.0 U	1.000 U	4.5 J	0.010 U
MW-16	July/Aug 2003	MW-16	NA	NA	2.7 J	0.010 U
MW-16	Oct/Nov 2003	MW-16	NA	NA	3.3 J	0.010 U
MW-16	Feb 2004	MW-16	NA	NA	8.2	0.010 U
MW-16	April/May 2004	MW-16	1.7 U	0.120 U	9.2	0.010 U
MW-16	July/Aug 2004	MW-16	NA	NA	9.1 J	0.010 U
MW-16	Oct/Nov 2004	MW-16	NA	NA	11.6 J	0.010 U
MW-16	Jan/Feb 2005	MW-16	NA	NA	14.9	0.010 U
MW-16	Jan/Feb 2005	DUPE-7-1Q05	NA	NA	14.4	0.010 U
MW-16	April/May 2005	MW-16	1.6 J	0.032 J	7.3	0.010 U
MW-16	July/Sept 2005	MW-16	NA	NA	38.0 J	0.010 U
MW-16	Oct/Nov 2005	MW-16	NA	NA	7.6 J	0.010 U
MW-16	Mar/Apr 2006	MW-16	NA	NA	13.9 J	0.005 J
MW-17 Screen 1	April/May 2003	MW-17-1	5.0 U	1.000 U	2.9	0.010 U
MW-17 Screen 1	Oct/Nov 2003	MW-17-1	NA	NA	2.1 J	0.010 U
MW-17 Screen 1	April/May 2004	MW-17-1	5.0 U	0.120 U	7.3	0.010 U
MW-17 Screen 1	Oct/Nov 2004	MW-17-1	NA	NA	8.9 J	0.010 U
MW-17 Screen 1	April/May 2005	MW-17-1	5.0 U	0.023 J	5.1	0.010 U
MW-17 Screen 1	Oct/Nov 2005	MW-17-1	NA	NA	5.8	0.010 U
MW-17 Screen 2	Jan/Feb 2003	MW-17-2	NA	NA	2.1	0.010 U
MW-17 Screen 2	April/May 2003	MW-17-2	5.0 U	0.140 J	2.0	0.010 U
MW-17 Screen 2	July/Aug 2003	MW-17-2	NA	NA	2.6 J	0.010 U
MW-17 Screen 2	Oct/Nov 2003	MW-17-2	NA	NA	2.8 J	0.010 U
MW-17 Screen 2	Feb 2004	MW-17-2	NA	NA	3.2	0.010 U
MW-17 Screen 2	April/May 2004	MW-17-2	5.0 U	0.009 U	7.6	0.010 U
MW-17 Screen 2	July/Aug 2004	MW-17-2	NA	NA	10.0	0.010 U
MW-17 Screen 2	Oct/Nov 2004	MW-17-2	NA	NA	11.8 J	0.010 U
MW-17 Screen 2	Jan/Feb 2005	MW-17-2	NA	NA	7.6	0.010 U
MW-17 Screen 2	Jan/Feb 2005	DUPE-3-1Q05	NA	NA	8.1	0.010 U
MW-17 Screen 2	April/May 2005	MW-17-2	5.0 U	0.032 J	8.6	0.010 U
MW-17 Screen 2	July/Sept 2005	MW-17-2	NA	NA	9.6	0.010 U
MW-17 Screen 2	Oct/Nov 2005	MW-17-2	NA	NA	8.8	0.010 U
MW-17 Screen 2	Mar/Apr 2006	MW-17-2	NA	NA	1.0 U	0.010 U
MW-17 Screen 3	Jan/Feb 2003	MW-17-3	NA	NA	3.8	0.010 U
MW-17 Screen 3	April/May 2003	MW-17-3	5.0 U	0.160 J	3.0	0.010 U
MW-17 Screen 3	July/Aug 2003	MW-17-3	NA	NA	4.0 J	0.010 U
MW-17 Screen 3	Oct/Nov 2003	MW-17-3	NA	NA	3.8 J	0.010 U
MW-17 Screen 3	Oct/Nov 2003	DUPE-5-4-Q03	NA	NA	3.7 J	0.010 U
MW-17 Screen 3	Feb 2004	MW-17-3	NA	NA	3.6	0.010 U
MW-17 Screen 3	April/May 2004	MW-17-3	2.5 J	0.001 J	8.1	0.010 U
MW-17 Screen 3	July/Aug 2004	MW-17-3	NA	NA	10.3	0.010 U
MW-17 Screen 3	Oct/Nov 2004	MW-17-3	NA	NA	10.2 J	0.006 J
MW-17 Screen 3	Jan/Feb 2005	MW-17-3	NA	NA	7.2	0.010 U
MW-17 Screen 3	April/May 2005	MW-17-3	5.0 U	0.097 J	3.1	0.010 U
MW-17 Screen 3	July/Sept 2005	MW-17-3	NA	NA	10.8	0.010 U
MW-17 Screen 3	Oct/Nov 2005	MW-17-3	NA	NA	11.0	0.010 U
MW-17 Screen 3	Oct/Nov 2005	DUPE-1-4Q05	NA	NA	9.1	0.010 U
MW-17 Screen 3	Mar/Apr 2006	MW-17-3	NA	NA	2.2	0.010 U
MW-17 Screen 4	Jan/Feb 2003	MW-17-4	NA	NA	2.5	0.010 U
MW-17 Screen 4	April/May 2003	MW-17-4	2.2 J	0.230 J	2.2	0.010 U
MW-17 Screen 4	July/Aug 2003	MW-17-4	NA	NA	1.9 J	0.010 U
MW-17 Screen 4	Oct/Nov 2003	MW-17-4	NA	NA	1.5 UJ	0.010 U
MW-17 Screen 4	Feb 2004	MW-17-4	NA	NA	2.1	0.010 U
MW-17 Screen 4	April/May 2004	MW-17-4	3.9 J	0.140	5.6	0.010 U
MW-17 Screen 4	July/Aug 2004	MW-17-4	NA	NA	5.7	0.010 U
MW-17 Screen 4	Oct/Nov 2004	MW-17-4	NA	NA	6.1 J	0.010 U
MW-17 Screen 4	Jan/Feb 2005	MW-17-4	NA	NA	3.7	0.010 U
MW-17 Screen 4	April/May 2005	MW-17-4	5.0 U	0.052 J	3.7	0.010 U
MW-17 Screen 4	July/Sept 2005	MW-17-4	NA	NA	6.1	0.010 U
MW-17 Screen 4	Oct/Nov 2005	MW-17-4	NA	NA	4.6	0.010 U
MW-17 Screen 4	Mar/Apr 2006	MW-17-4	NA	NA	1.0 U	0.010 U
MW-17 Screen 5	April/May 2003	MW-17-5	3.2 J	0.590 J	1.6	0.010 U
MW-17 Screen 5	Oct/Nov 2003	MW-17-5	NA	NA	1.7 UJ	0.010 U
MW-17 Screen 5	April/May 2004	MW-17-5	12.0 J	73.300	8.3	0.010 U
MW-17 Screen 5	Oct/Nov 2004	MW-17-5	NA	NA	2.2 J	0.010 U
MW-17 Screen 5	April/May 2005	MW-17-5	5.0 U	1.700	0.6 J	0.010 U
MW-17 Screen 5	Oct/Nov 2005	MW-17-5	NA	NA	0.7 J	0.010 U

TABLE 2
SUMMARY OF METALS DETECTED DURING THE
LONG-TERM QUARTERLY GROUNDWATER SAMPLING PROGRAM
BEGINNING JANUARY 2003

Shaded values exceed State or Federal MCLs or action levels.

Sample Location	Sampling Event	Sample Location	Arsenic (µg/L)	Lead (µg/L)	Chromium, Total (µg/L)	Chromium, Hexavalent (mg/L)
MW-18 Screen 1	April/May 2003	MW-18-1	5.0 UJ	1,000 U	0.4 UJ	0.010 U
MW-18 Screen 1	Oct/Nov 2003	MW-18-1	NA	NA	1.5 U	0.010 U
MW-18 Screen 1	April/May 2004	MW-18-1	5.0 U	0.120 U	8.4 J	0.010 U
MW-18 Screen 1	Oct/Nov 2004	MW-18-1	NA	NA	10.6 J	0.010 U
MW-18 Screen 1	April/May 2005	MW-18-1	5.9	0.098 J	5.9	0.010 U
MW-18 Screen 1	July/Sept 2005	MW-18-1	NA	NA	8.2	0.010 U
MW-18 Screen 1	Oct/Nov 2005	MW-18-1	NA	NA	4.6	0.010 U
MW-18 Screen 2	Jan/Feb 2003	MW-18-2	NA	NA	3.6	0.010 U
MW-18 Screen 2	April/May 2003	MW-18-2	5.0 UJ	1,000 U	1.0 UJ	0.010 U
MW-18 Screen 2	July/Aug 2003	MW-18-2	NA	NA	2.1 J	0.010 U
MW-18 Screen 2	Oct/Nov 2003	MW-18-2	NA	NA	1.9 U	0.010 U
MW-18 Screen 2	Feb 2004	MW-18-2	NA	NA	3.5 J	0.010 U
MW-18 Screen 2	April/May 2004	MW-18-2	5.0 U	0.120 U	9.3 J	0.010 U
MW-18 Screen 2	July/Aug 2004	MW-18-2	NA	NA	4.6 J	0.010 U
MW-18 Screen 2	Oct/Nov 2004	MW-18-2	NA	NA	11.9 J	0.010 U
MW-18 Screen 2	Jan/Feb 2005	MW-18-2	NA	NA	5.1	0.010 U
MW-18 Screen 2	April/May 2005	DUPE-4-1Q05	NA	NA	6.9	0.010 U
MW-18 Screen 2	July/Sept 2005	MW-18-2	4.4 J	0.086 J	6.6	0.010 U
MW-18 Screen 2	Oct/Nov 2005	DUPE-1-2Q05	3.7 J	0.064 J	7.6	0.010 U
MW-18 Screen 2	Mar/Apr 2006	MW-18-2	NA	NA	7.7	0.010 U
MW-18 Screen 2	Jan/Feb 2003	MW-18-3	NA	NA	6.2	0.010 U
MW-18 Screen 2	April/May 2003	MW-18-3	NA	NA	1.0 U	0.010 U
MW-18 Screen 2	July/Aug 2003	MW-18-3	NA	NA	7.8	0.010 U
MW-18 Screen 2	Oct/Nov 2003	MW-18-3	5.0 UJ	1,000 U	5.4 J	0.010 U
MW-18 Screen 2	Feb 2004	MW-18-3	NA	NA	5.9 J	0.010 U
MW-18 Screen 2	April/May 2004	MW-18-3	NA	NA	5.9	0.010 U
MW-18 Screen 2	July/Aug 2004	MW-18-3	NA	NA	8.6	0.010 U
MW-18 Screen 2	Oct/Nov 2004	MW-18-3	5.0 U	0.120 U	15.5 J	0.010 U
MW-18 Screen 2	Jan/Feb 2005	MW-18-3	NA	NA	9.3 J	0.010 U
MW-18 Screen 2	April/May 2005	MW-18-3	NA	NA	19.2 J	0.010 U
MW-18 Screen 2	July/Sept 2005	MW-18-3	NA	NA	10.8	0.010 U
MW-18 Screen 2	Oct/Nov 2005	MW-18-3	6.5	0.082 J	11.7	0.010 U
MW-18 Screen 2	Mar/Apr 2006	MW-18-3	NA	NA	11.8	0.010 U
MW-18 Screen 2	Jan/Feb 2003	MW-18-4	NA	NA	14.0	0.005 J
MW-18 Screen 2	April/May 2003	MW-18-4	5.0 UJ	1,000 U	5.4 J	0.010 U
MW-18 Screen 2	July/Aug 2003	DUPE-7-2Q03	5.0 UJ	0.130 J	2.0 J	0.010 U
MW-18 Screen 2	Oct/Nov 2003	MW-18-4	NA	NA	2.2 J	0.010 U
MW-18 Screen 2	Feb 2004	MW-18-4	NA	NA	2.7 J	0.010 U
MW-18 Screen 2	April/May 2004	MW-18-4	NA	NA	2.6 U	0.010 U
MW-18 Screen 2	July/Aug 2004	MW-18-4	5.0 U	0.120 U	5.4	0.010 U
MW-18 Screen 2	Oct/Nov 2004	MW-18-4	NA	NA	6.9 J	0.010 U
MW-18 Screen 2	Jan/Feb 2005	MW-18-4	NA	NA	5.4 J	0.010 U
MW-18 Screen 2	April/May 2005	MW-18-4	NA	NA	12.9 J	0.010 U
MW-18 Screen 2	July/Sept 2005	MW-18-4	NA	NA	7.0	0.010 U
MW-18 Screen 2	Oct/Nov 2005	MW-18-4	3.6 J	0.036 J	7.4	0.010 U
MW-18 Screen 2	Mar/Apr 2006	MW-18-4	NA	NA	7.0	0.010 U
MW-18 Screen 2	Jan/Feb 2003	MW-18-5	NA	NA	7.0	0.010 U
MW-18 Screen 2	April/May 2003	MW-18-5	5.0 UJ	1,000 U	1.8 J	0.010 U
MW-18 Screen 2	July/Aug 2003	MW-18-5	NA	NA	NA	0.010 U
MW-18 Screen 2	Oct/Nov 2003	MW-18-5	5.0 U	0.120 U	0.4 UJ	0.010 U
MW-18 Screen 2	Feb 2004	MW-18-5	NA	NA	1.0 U	0.010 U
MW-18 Screen 2	April/May 2004	MW-18-5	5.0 U	0.120 U	6.1 J	0.010 U
MW-18 Screen 2	July/Aug 2004	MW-18-5	NA	NA	9.0 J	0.010 U
MW-18 Screen 2	Oct/Nov 2004	MW-18-5	3.6 J	0.035 J	4.3	0.010 U
MW-18 Screen 2	Jan/Feb 2005	MW-18-5	NA	NA	6.9	0.010 U
MW-18 Screen 2	April/May 2005	MW-18-5	NA	NA	4.2	0.010 U
MW-18 Screen 2	July/Sept 2005	MW-18-5	NA	NA	4.2	0.010 U
MW-18 Screen 2	Oct/Nov 2005	MW-18-5	NA	NA	NA	0.010 U
MW-19 Screen 1	Jan/Feb 2003	MW-19-1	NA	NA	1.7 J	0.010 U
MW-19 Screen 1	April/May 2003	MW-19-1	5.0 U	1,000 U	1.2 U	0.010 U
MW-19 Screen 1	Oct/Nov 2003	MW-19-1	NA	NA	0.6 U	0.010 U
MW-19 Screen 1	April/May 2004	MW-19-1	5.0 U	0.230	0.2 U	0.010 U
MW-19 Screen 1	Oct/Nov 2004	MW-19-1	NA	NA	2.5	0.010 U
MW-19 Screen 1	April/May 2005	MW-19-1	1.7 J	0.033 J	6.3	0.010 U
MW-19 Screen 1	July/Sept 2005	MW-19-1	NA	NA	5.9	0.010 U
MW-19 Screen 1	Oct/Nov 2005	MW-19-1	NA	NA	NA	0.010 U
MW-19 Screen 2	Jan/Feb 2003	MW-19-2	NA	NA	4.2 J	0.010 U
MW-19 Screen 2	April/May 2003	MW-19-2	5.0 U	1,000 U	4.0	0.010 U
MW-19 Screen 2	Oct/Nov 2003	MW-19-2	NA	NA	10.0	0.010 U
MW-19 Screen 2	April/May 2004	MW-19-2	5.0 U	0.001 J	5.1	0.010 U
MW-19 Screen 2	Oct/Nov 2004	MW-19-2	NA	NA	4.3	0.010 U
MW-19 Screen 2	April/May 2005	MW-19-2	1.8 J	0.027 J	14.1	0.010 U
MW-19 Screen 2	July/Sept 2005	MW-19-2	NA	NA	11.1	0.010 U
MW-19 Screen 2	Oct/Nov 2005	MW-19-2	NA	NA	NA	0.010 U
MW-19 Screen 3	Jan/Feb 2003	MW-19-3	NA	NA	5.0 J	0.010 U
MW-19 Screen 3	April/May 2003	MW-19-3	5.0 U	1,000 U	4.3 J	0.010 U
MW-19 Screen 3	Oct/Nov 2003	MW-19-3	NA	NA	10.7	0.010 U
MW-19 Screen 3	April/May 2004	MW-19-3	5.0 U	0.120 U	15.8	0.010 U
MW-19 Screen 3	Oct/Nov 2004	MW-19-3	NA	NA	4.8	0.010 U
MW-19 Screen 3	April/May 2005	MW-19-3	4.3 J	0.032 J	9.8	0.010 U
MW-19 Screen 3	July/Sept 2005	MW-19-3	NA	NA	9.2	0.010 U
MW-19 Screen 3	Oct/Nov 2005	MW-19-3	NA	NA	NA	0.010 U
MW-19 Screen 4	Jan/Feb 2003	MW-19-4	NA	NA	2.4 J	0.010 U
MW-19 Screen 4	April/May 2003	DUPE-2-1Q03	NA	NA	2.4 U	0.010 U
MW-19 Screen 4	Oct/Nov 2003	MW-19-4	5.0 U	1,000 U	7.3	0.010 U
MW-19 Screen 4	April/May 2004	MW-19-4	NA	NA	10.7	0.010 U
MW-19 Screen 4	Oct/Nov 2004	MW-19-4	NA	NA	3.2	0.010 U
MW-19 Screen 4	Jan/Feb 2005	MW-19-4	3.1 J	0.019 J	10.1	0.010 U
MW-19 Screen 4	April/May 2005	MW-19-4	NA	NA	8.3	0.010 U
MW-19 Screen 4	July/Sept 2005	MW-19-4	NA	NA	NA	0.010 U
MW-19 Screen 4	Oct/Nov 2005	MW-19-4	NA	NA	2.5 J	0.010 U
MW-19 Screen 5	Jan/Feb 2003	MW-19-5	NA	NA	1.8 U	0.010 U
MW-19 Screen 5	April/May 2003	MW-19-5	5.0 U	1,000 U	5.4	0.010 U
MW-19 Screen 5	Oct/Nov 2003	MW-19-5	NA	NA	NA	0.010 U
MW-19 Screen 5	April/May 2004	MW-19-5	5.0 U	0.120 U	NA	0.010 U

TABLE 2
SUMMARY OF METALS DETECTED DURING THE
LONG-TERM QUARTERLY GROUNDWATER SAMPLING PROGRAM
BEGINNING JANUARY 2003

Shaded values exceed State or Federal MCLs or action levels.

Sample Location	Sampling Event	Sample Location	Arsenic (µg/L)	Lead (µg/L)	Chromium, Total (µg/L)	Chromium, Hexavalent (mg/L)	
MW-19 Screen 5	Oct/Nov 2004	MW-19-5	NA	NA	9.0	0.010	U
MW-19 Screen 5	April/May 2005	MW-19-5	4.1 J	0.077 J	3.6	0.010	U
MW-19 Screen 5	July/Sept 2005	MW-19-5	NA	NA	9.0	0.010	U
MW-19 Screen 5	Oct/Nov 2005	MW-19-5	NA	NA	6.5	0.010	U
MW-19 Screen 5	Oct/Nov 2005	DUPE-2-4Q05	NA	NA	6.7	0.010	U
MW-20 Screen 1	Jan/Feb 2003	MW-20-1	NA	NA	2.8	0.010	U
MW-20 Screen 1	Jan/Feb 2003	DUPE-1-1Q03	NA	NA	2.5	0.010	U
MW-20 Screen 1	April/May 2003	MW-20-1	5.0 U	1.000 U	2.4 J	0.010	U
MW-20 Screen 1	April/May 2003	DUPE-3-2Q03	5.0 U	1.000 U	2.1 J	0.010	U
MW-20 Screen 1	July/Aug 2003	MW-20-1	NA	NA	1.9 J	0.010	U
MW-20 Screen 1	Oct/Nov 2003	MW-20-1	NA	NA	1.9 J	0.010	U
MW-20 Screen 1	Feb 2004	MW-20-1	NA	NA	3.2	0.010	U
MW-20 Screen 1	April/May 2004	MW-20-1	5.0 U	0.120 U	6.6 J	0.010	U
MW-20 Screen 1	July/Aug 2004	MW-20-1	NA	NA	10.5	0.010	U
MW-20 Screen 1	Oct/Nov 2004	MW-20-1	NA	0.016 U	7.0 J	0.010	U
MW-20 Screen 1	Jan/Feb 2005	MW-20-1	NA	NA	3.5	0.010	U
MW-20 Screen 1	April/May 2005	MW-20-1	5.0 U	0.031 J	4.8	0.010	U
MW-20 Screen 1	July/Sept 2005	MW-20-1	NA	NA	7.0	0.010	U
MW-20 Screen 1	Oct/Nov 2005	MW-20-1	NA	NA	8.0	0.010	U
MW-20 Screen 1	Mar/Apr 2006	MW-20-1	NA	NA	1.0 U	0.010	U
MW-20 Screen 2	Jan/Feb 2003	MW-20-2	NA	NA	2.2	0.010	U
MW-20 Screen 2	April/May 2003	MW-20-2	5.0 U	1.000 U	2.1 J	0.010	U
MW-20 Screen 2	July/Aug 2003	MW-20-2	NA	NA	1.5 J	0.010	U
MW-20 Screen 2	Oct/Nov 2003	MW-20-2	NA	NA	1.3 UJ	0.010	U
MW-20 Screen 2	Oct/Nov 2003	DUPE-6-4-Q03	NA	NA	1.4 UJ	0.010	U
MW-20 Screen 2	Feb 2004	MW-20-2	NA	NA	2.6	0.010	U
MW-20 Screen 2	April/May 2004	MW-20-2	5.0 U	0.120 U	5.1 J	0.010	U
MW-20 Screen 2	July/Aug 2004	MW-20-2	NA	NA	0.9	0.010	U
MW-20 Screen 2	Oct/Nov 2004	MW-20-2	NA	0.120 U	5.6 J	0.010	U
MW-20 Screen 2	Jan/Feb 2005	MW-20-2	NA	NA	4.2	0.010	U
MW-20 Screen 2	April/May 2005	MW-20-2	5.0 U	0.009 J	3.8	0.010	U
MW-20 Screen 2	July/Sept 2005	MW-20-2	NA	NA	6.3	0.010	U
MW-20 Screen 2	Oct/Nov 2005	MW-20-2	NA	NA	6.0	0.010	U
MW-20 Screen 2	Mar/Apr 2006	MW-20-2	NA	NA	1.0 U	0.010	U
MW-20 Screen 3	Jan/Feb 2003	MW-20-3	NA	NA	1.7 U	0.010	U
MW-20 Screen 3	April/May 2003	MW-20-3	5.0 U	1.000 U	4.2 J	0.010	U
MW-20 Screen 3	July/Aug 2003	MW-20-3	NA	NA	4.0 J	0.010	U
MW-20 Screen 3	July/Aug 2003	DUPE-2-3-Q03	NA	NA	4.0 J	0.010	U
MW-20 Screen 3	Oct/Nov 2003	MW-20-3	NA	NA	2.9 J	0.010	U
MW-20 Screen 3	Feb 2004	MW-20-3	NA	NA	4.2	0.010	U
MW-20 Screen 3	April/May 2004	MW-20-3	2.5 J	0.120 U	10.5 J	0.010	U
MW-20 Screen 3	July/Aug 2004	MW-20-3	NA	NA	12.7	0.010	U
MW-20 Screen 3	Oct/Nov 2004	MW-20-3	NA	0.120 U	10.4 J	0.010	U
MW-20 Screen 3	Jan/Feb 2005	MW-20-3	NA	NA	5.5	0.010	U
MW-20 Screen 3	April/May 2005	MW-20-3	5.0 U	0.014 J	5.3	0.010	U
MW-20 Screen 3	July/Sept 2005	MW-20-3	NA	NA	11.6	0.010	U
MW-20 Screen 3	Oct/Nov 2005	MW-20-3	NA	NA	8.8	0.010	U
MW-20 Screen 3	Mar/Apr 2006	MW-20-3	NA	NA	2.0	0.010	U
MW-20 Screen 4	Jan/Feb 2003	MW-20-4	NA	NA	2.4	0.010	U
MW-20 Screen 4	April/May 2003	MW-20-4	5.0 U	1.000 U	2.2 J	0.010	U
MW-20 Screen 4	July/Aug 2003	MW-20-4	NA	NA	1.9 J	0.010	U
MW-20 Screen 4	Oct/Nov 2003	MW-20-4	NA	NA	1.6 J	0.010	U
MW-20 Screen 4	Feb 2004	MW-20-4	NA	NA	2.7	0.010	U
MW-20 Screen 4	April/May 2004	MW-20-4	5.0 U	0.120 U	6.5 J	0.010	U
MW-20 Screen 4	July/Aug 2004	MW-20-4	NA	NA	6.2	0.010	U
MW-20 Screen 4	Oct/Nov 2004	MW-20-4	NA	0.018 U	5.0 J	0.010	U
MW-20 Screen 4	Jan/Feb 2005	MW-20-4	NA	NA	3.8	0.010	U
MW-20 Screen 4	April/May 2005	MW-20-4	5.0 U	0.050 J	1.9	0.010	U
MW-20 Screen 4	July/Sept 2005	MW-20-4	NA	NA	5.8	0.010	U
MW-20 Screen 4	Oct/Nov 2005	MW-20-4	NA	NA	5.7	0.010	U
MW-20 Screen 4	Mar/Apr 2006	MW-20-4	NA	NA	1.0 U	0.010	U
MW-20 Screen 5	Jan/Feb 2003	MW-20-5	NA	NA	2.7	0.010	U
MW-20 Screen 5	April/May 2003	MW-20-5	5.0 U	1.000 U	1.7 J	0.010	U
MW-20 Screen 5	July/Aug 2003	MW-20-5	NA	NA	1.6 J	0.010	U
MW-20 Screen 5	Oct/Nov 2003	MW-20-5	NA	NA	1.3 UJ	0.010	U
MW-20 Screen 5	Feb 2004	MW-20-5	NA	NA	2.8	0.010	U
MW-20 Screen 5	April/May 2004	MW-20-5	5.0 U	0.120 U	4.5 J	0.010	U
MW-20 Screen 5	July/Aug 2004	MW-20-5	NA	NA	6.8	0.010	U
MW-20 Screen 5	Oct/Nov 2004	MW-20-5	NA	0.014 U	5.2 J	0.010	U
MW-20 Screen 5	Jan/Feb 2005	MW-20-5	NA	NA	3.6	0.010	U
MW-20 Screen 5	April/May 2005	MW-20-5	4.6 J	0.032 J	3.4	0.010	U
MW-20 Screen 5	July/Sept 2005	MW-20-5	NA	NA	4.7	0.010	U
MW-20 Screen 5	Oct/Nov 2005	MW-20-5	NA	NA	5.2	0.010	U
MW-20 Screen 5	Mar/Apr 2006	MW-20-5	NA	NA	1.0 U	0.010	U
MW-21 Screen 1	Jan/Feb 2003	MW-21-1	NA	NA	4.8	0.010	U
MW-21 Screen 1	April/May 2003	MW-21-1	5.0 U	1.000 U	3.5 J	0.010	U
MW-21 Screen 1	July/Aug 2003	MW-21-1	NA	NA	3.8 J	0.010	U
MW-21 Screen 1	Oct/Nov 2003	MW-21-1	NA	NA	3.0 J	0.010	U
MW-21 Screen 1	Feb 2004	MW-21-1	NA	NA	5.1	0.010	U
MW-21 Screen 1	April/May 2004	MW-21-1	5.0 U	0.120 U	10.9	0.010	U
MW-21 Screen 1	July/Aug 2004	MW-21-1	NA	NA	5.3 J	0.010	U
MW-21 Screen 1	Oct/Nov 2004	MW-21-1	NA	NA	14.1 J	0.010	U
MW-21 Screen 1	Jan/Feb 2005	MW-21-1	NA	NA	6.8	0.010	U
MW-21 Screen 1	April/May 2005	MW-21-1	2.7 J	0.056 J	5.7	0.010	U
MW-21 Screen 1	July/Sept 2005	MW-21-1	NA	NA	7.9	0.010	U
MW-21 Screen 1	Oct/Nov 2005	MW-21-1	NA	NA	8.3	0.010	U
MW-21 Screen 1	Mar/Apr 2006	MW-21-1	NA	NA	1.0 U	0.010	U
MW-21 Screen 2	Jan/Feb 2003	MW-21-2	NA	NA	6.7	0.010	U
MW-21 Screen 2	April/May 2003	MW-21-2	5.0 U	1.000 U	4.7 J	0.010	U
MW-21 Screen 2	July/Aug 2003	MW-21-2	NA	NA	4.2 J	0.010	U
MW-21 Screen 2	Oct/Nov 2003	MW-21-2	NA	NA	4.5 J	0.010	U
MW-21 Screen 2	Feb 2004	MW-21-2	NA	NA	5.0	0.010	U
MW-21 Screen 2	April/May 2004	MW-21-2	5.0 U	0.013 J	11.7	0.010	U
MW-21 Screen 2	July/Aug 2004	MW-21-2	NA	NA	7.8 J	0.010	U

TABLE 2
SUMMARY OF METALS DETECTED DURING THE
LONG-TERM QUARTERLY GROUNDWATER SAMPLING PROGRAM
BEGINNING JANUARY 2003

Shaded values exceed State or Federal MCLs or action levels.

Sample Location	Sampling Event	Sample Location	Arsenic (µg/L)	Lead (µg/L)	Chromium, Total (µg/L)	Chromium, Hexavalent (mg/L)
MW-21 Screen 2	Oct/Nov 2004	MW-21-2	NA	NA	20.8 J	0.010 U
MW-21 Screen 2	Jan/Feb 2005	MW-21-2	NA	NA	9.8	0.010 U
MW-21 Screen 2	April/May 2005	MW-21-2	5.0 U	0.093 J	5.0	0.010 U
MW-21 Screen 2	July/Sept 2005	MW-21-2	NA	NA	11.3	0.010 U
MW-21 Screen 2	Oct/Nov 2005	MW-21-2	NA	NA	12.5	0.010 U
MW-21 Screen 2	Mar/Apr 2006	MW-21-2	NA	NA	1.4	0.010 U
MW-21 Screen 3	Jan/Feb 2003	MW-21-3	NA	NA	5.9	0.010 U
MW-21 Screen 3	April/May 2003	MW-21-3	5.0 U	1.000 U	3.7 J	0.010 U
MW-21 Screen 3	July/Aug 2003	MW-21-3	NA	NA	3.7 J	0.010 U
MW-21 Screen 3	Oct/Nov 2003	MW-21-3	NA	NA	4.1 J	0.010 U
MW-21 Screen 3	Feb 2004	MW-21-3	NA	NA	4.4	0.010 U
MW-21 Screen 3	April/May 2004	MW-21-3	5.0 U	0.120 U	12.2	0.010 U
MW-21 Screen 3	July/Aug 2004	MW-21-3	NA	NA	8.2 J	0.010 U
MW-21 Screen 3	Oct/Nov 2004	MW-21-3	NA	NA	18.4 J	0.010 U
MW-21 Screen 3	Jan/Feb 2005	MW-21-3	NA	NA	8.8	0.010 U
MW-21 Screen 3	April/May 2005	MW-21-3	4.2 J	0.058 J	0.9 J	0.010 U
MW-21 Screen 3	July/Sept 2005	MW-21-3	NA	NA	12.9	0.010 U
MW-21 Screen 3	Oct/Nov 2005	MW-21-3	NA	NA	12.2	0.010 U
MW-21 Screen 3	Mar/Apr 2006	MW-21-3	NA	NA	1.5	0.010 U
MW-21 Screen 4	Jan/Feb 2003	MW-21-4	NA	NA	4.7	0.010 U
MW-21 Screen 4	April/May 2003	MW-21-4	2.2 J	1.000 U	3.8 J	0.010 U
MW-21 Screen 4	July/Aug 2003	MW-21-4	NA	NA	4.0 J	0.010 U
MW-21 Screen 4	Oct/Nov 2003	MW-21-4	NA	NA	4.3 J	0.010 U
MW-21 Screen 4	Feb 2004	MW-21-4	NA	NA	5.3	0.010 U
MW-21 Screen 4	April/May 2004	MW-21-4	5.0 U	0.120 U	8.3	0.010 U
MW-21 Screen 4	July/Aug 2004	MW-21-4	NA	NA	6.9 J	0.010 U
MW-21 Screen 4	Oct/Nov 2004	MW-21-4	NA	NA	16.5 J	0.010 U
MW-21 Screen 4	Jan/Feb 2005	MW-21-4	NA	NA	7.2	0.010 U
MW-21 Screen 4	Jan/Feb 2005	Dupe-1-1Q05	NA	NA	8.4	0.010 U
MW-21 Screen 4	April/May 2005	MW-21-4	3.5 J	0.052 J	5.6	0.010 U
MW-21 Screen 4	July/Sept 2005	MW-21-4	NA	NA	9.4	0.010 U
MW-21 Screen 4	Oct/Nov 2005	MW-21-4	NA	NA	9.7	0.010 U
MW-21 Screen 4	Mar/Apr 2006	MW-21-4	NA	NA	2.4	0.010 U
MW-21 Screen 5	Jan/Feb 2003	MW-21-5	NA	NA	5.7	0.010 U
MW-21 Screen 5	April/May 2003	MW-21-5	5.0 U	1.000 U	2.7 J	0.010 U
MW-21 Screen 5	July/Aug 2003	MW-21-5	NA	NA	2.9 J	0.010 U
MW-21 Screen 5	Oct/Nov 2003	MW-21-5	NA	NA	4.0 J	0.010 U
MW-21 Screen 5	Feb 2004	MW-21-5	NA	NA	5.0	0.010 U
MW-21 Screen 5	April/May 2004	MW-21-5	5.0 U	0.026 J	8.3	0.010 U
MW-21 Screen 5	July/Aug 2004	MW-21-5	NA	NA	6.0 J	0.010 U
MW-21 Screen 5	Oct/Nov 2004	MW-21-5	NA	NA	12.7 J	0.010 U
MW-21 Screen 5	Jan/Feb 2005	MW-21-5	NA	NA	5.6	0.010 U
MW-21 Screen 5	April/May 2005	MW-21-5	2.1 J	0.069 J	5.5	0.010 U
MW-21 Screen 5	July/Sept 2005	MW-21-5	NA	NA	9.2	0.010 U
MW-21 Screen 5	Oct/Nov 2005	MW-21-5	NA	NA	9.5	0.010 U
MW-21 Screen 5	Mar/Apr 2006	MW-21-5	NA	NA	2.4	0.010 U
MW-21 Screen 5	Mar/Apr 2006	DUP-1-1Q06	NA	NA	2.1	0.010 U
MW-22 Screen 1	Jan/Feb 2003	MW-22-1	NA	NA	4.1	0.010 U
MW-22 Screen 1	April/May 2003	MW-22-1	5.0 U	1.000 U	1.9 J	0.010 U
MW-22 Screen 1	July/Aug 2003	MW-22-1	NA	NA	4.2 J	0.010 U
MW-22 Screen 1	Oct/Nov 2003	MW-22-1	NA	NA	3.0 J	0.010 U
MW-22 Screen 1	Feb 2004	MW-22-1	NA	NA	6.8	0.010 U
MW-22 Screen 1	April/May 2004	MW-22-1	5.0 UJ	0.020 U	10.3	0.010 U
MW-22 Screen 1	July/Aug 2004	MW-22-1	NA	NA	7.3 J	0.010 U
MW-22 Screen 1	Oct/Nov 2004	MW-22-1	NA	NA	18.8 J	0.010 U
MW-22 Screen 1	Jan/Feb 2005	MW-22-1	NA	NA	0.3	0.010 U
MW-22 Screen 1	April/May 2005	MW-22-1	5.0 U	0.150 J	5.7	0.010 U
MW-22 Screen 1	July/Sept 2005	MW-22-1	NA	NA	9.6	0.010 U
MW-22 Screen 1	Oct/Nov 2005	MW-22-1	NA	NA	10.8	0.010 U
MW-22 Screen 1	Mar/Apr 2006	MW-22-1	NA	NA	1.8	0.010 U
MW-22 Screen 2	Jan/Feb 2003	MW-22-2	NA	NA	3.5	0.010 U
MW-22 Screen 2	Jan/Feb 2003	DUPE-5-1Q03	NA	NA	3.2	0.010 U
MW-22 Screen 2	April/May 2003	MW-22-2	5.0 U	1.000 U	0.6 UJ	0.010 U
MW-22 Screen 2	July/Aug 2003	MW-22-2	NA	NA	2.7 J	0.010 U
MW-22 Screen 2	July/Aug 2003	DUPE-5-3-Q03	NA	NA	2.5 J	0.010 U
MW-22 Screen 2	Oct/Nov 2003	MW-22-2	NA	NA	0.9 UJ	0.010 U
MW-22 Screen 2	Feb 2004	MW-22-2	NA	NA	4.7	0.010 U
MW-22 Screen 2	April/May 2004	MW-22-2	5.0 UJ	0.120 U	7.6	0.010 U
MW-22 Screen 2	July/Aug 2004	MW-22-2	NA	NA	9.8 J	0.010 U
MW-22 Screen 2	Oct/Nov 2004	MW-22-2	NA	NA	13.4 J	0.010 U
MW-22 Screen 2	Jan/Feb 2005	MW-22-2	NA	NA	4.6	0.010 U
MW-22 Screen 2	April/May 2005	MW-22-2	5.0 U	0.110 J	4.7	0.010 U
MW-22 Screen 2	July/Sept 2005	MW-22-2	NA	NA	7.2	0.010 U
MW-22 Screen 2	Oct/Nov 2005	MW-22-2	NA	NA	9.2	0.010 U
MW-22 Screen 2	Mar/Apr 2006	MW-22-2	NA	NA	2.8	0.010 U
MW-22 Screen 3	Jan/Feb 2003	MW-22-3	NA	NA	3.6	0.010 U
MW-22 Screen 3	April/May 2003	MW-22-3	5.0 U	1.000 U	0.8 UJ	0.010 U
MW-22 Screen 3	July/Aug 2003	MW-22-3	NA	NA	2.9 J	0.010 U
MW-22 Screen 3	Oct/Nov 2003	MW-22-3	NA	NA	3.2 J	0.010 U
MW-22 Screen 3	Feb 2004	MW-22-3	NA	NA	6.6	0.010 U
MW-22 Screen 3	April/May 2004	MW-22-3	5.0 UJ	0.120 U	8.5	0.010 U
MW-22 Screen 3	July/Aug 2004	MW-22-3	NA	NA	10.0 J	0.010 U
MW-22 Screen 3	Oct/Nov 2004	MW-22-3	NA	NA	13.2 J	0.010 U
MW-22 Screen 3	Jan/Feb 2005	MW-22-3	NA	NA	4.8	0.010 U
MW-22 Screen 3	April/May 2005	MW-22-3	5.0 U	0.043 J	5.0	0.010 U
MW-22 Screen 3	April/May 2005	DUPE-5-2Q05	5.0 U	0.054 J	5.3	0.010 U
MW-22 Screen 3	July/Sept 2005	MW-22-3	NA	NA	8.2	0.010 U
MW-22 Screen 3	July/Sept 2005	DUPE-5-3Q05	NA	NA	7.7	0.010 U
MW-22 Screen 3	Oct/Nov 2005	MW-22-3	NA	NA	9.2	0.010 U
MW-22 Screen 3	Mar/Apr 2006	MW-22-3	NA	NA	3.0	0.010 U
MW-22 Screen 4	April/May 2003	MW-22-4	5.0 U	1.000 U	2.4 J	0.010 U
MW-22 Screen 4	Oct/Nov 2003	MW-22-4	NA	NA	3.1 J	0.010 U
MW-22 Screen 4	April/May 2004	MW-22-4	3.0 UJ	0.120 U	8.1	0.010 U
MW-22 Screen 4	Oct/Nov 2004	MW-22-4	NA	NA	12.6 J	0.010 U
MW-22 Screen 4	April/May 2005	MW-22-4	5.0 U	0.100 J	3.1	0.010 U
MW-22 Screen 4	Oct/Nov 2005	MW-22-4	NA	NA	9.1	0.010 U

TABLE 2
SUMMARY OF METALS DETECTED DURING THE
LONG-TERM QUARTERLY GROUNDWATER SAMPLING PROGRAM
BEGINNING JANUARY 2003

Shaded values exceed State or Federal MCLs or action levels.

Sample Location	Sampling Event	Sample Location	Arsenic (µg/L)	Lead (µg/L)	Chromium, Total (µg/L)	Chromium, Hexavalent (mg/L)
MW-22 Screen 5	April/May 2003	MW-22-5	5.0 U	1,000 U	1.0 UJ	0.010 U
MW-22 Screen 5	Oct/Nov 2003	MW-22-5	NA	NA	0.7 UJ	0.010 U
MW-22 Screen 5	April/May 2004	MW-22-5	2.7 UJ	0.017 U	2.6 J	0.004 J
MW-22 Screen 5	April/May 2004	DUPE-2-2Q04	5.0 UJ	0.039 U	4.6 J	0.004 J
MW-22 Screen 5	Oct/Nov 2004	MW-22-5	NA	NA	7.0 J	0.010 U
MW-22 Screen 5	April/May 2005	MW-22-5	5.0 U	0.067 J	2.0	0.010 U
MW-22 Screen 5	Oct/Nov 2005	MW-22-5	NA	NA	4.0	0.010 U
MW-23 Screen 1	Jan/Feb 2003	MW-23-1	NA	NA	3.4	0.010 U
MW-23 Screen 1	April/May 2003	MW-23-1	5.0 U	1,000 U	4.4	0.010 U
MW-23 Screen 1	July/Aug 2003	MW-23-1	NA	NA	4.2 J	0.010 U
MW-23 Screen 1	Oct/Nov 2003	MW-23-1	NA	NA	4.6 J	0.010 U
MW-23 Screen 1	Feb 2004	MW-23-1	NA	NA	8.1	0.010 U
MW-23 Screen 1	April/May 2004	MW-23-1	5.0 U	0.024 U	11.9	0.010 U
MW-23 Screen 1	July/Aug 2004	MW-23-1	NA	NA	15.2	0.010 U
MW-23 Screen 1	Oct/Nov 2004	MW-23-1	NA	NA	16.4 J	0.010 U
MW-23 Screen 1	Jan/Feb 2005	MW-23-1	NA	NA	6.5	0.010 U
MW-23 Screen 1	April/May 2005	MW-23-1	5.0 U	0.041 J	1.3	0.010 U
MW-23 Screen 1	July/Sept 2005	MW-23-1	NA	NA	0.9 J	0.010 U
MW-23 Screen 1	Oct/Nov 2005	MW-23-1	NA	NA	11.1	0.010 U
MW-23 Screen 1	Mar/Apr 2006	MW-23-1	NA	NA	1.1	0.010 U
MW-23 Screen 2	Jan/Feb 2003	MW-23-2	NA	NA	3.8	0.010 U
MW-23 Screen 2	April/May 2003	MW-23-2	5.0 U	1,000 U	2.9	0.010 U
MW-23 Screen 2	July/Aug 2003	MW-23-2	NA	NA	3.9 J	0.010 U
MW-23 Screen 2	Oct/Nov 2003	MW-23-2	NA	NA	3.5 J	0.010 U
MW-23 Screen 2	Feb 2004	MW-23-2	NA	NA	5.9	0.010 U
MW-23 Screen 2	April/May 2004	MW-23-2	2.5 U	0.004 J	9.8	0.005 J
MW-23 Screen 2	July/Aug 2004	MW-23-2	NA	NA	14.1	0.010 U
MW-23 Screen 2	Oct/Nov 2004	MW-23-2	NA	NA	14.1 J	0.010 U
MW-23 Screen 2	Jan/Feb 2005	MW-23-2	NA	NA	5.0	0.010 U
MW-23 Screen 2	April/May 2005	MW-23-2	5.0 U	0.024 J	6.0	0.010 U
MW-23 Screen 2	July/Sept 2005	MW-23-2	NA	NA	10.7	0.010 U
MW-23 Screen 2	Oct/Nov 2005	MW-23-2	NA	NA	9.3	0.010 U
MW-23 Screen 2	Mar/Apr 2006	MW-23-2	NA	NA	1.6	0.010 U
MW-23 Screen 2	Mar/Apr 2006	DUP-5-1Q06	NA	NA	1.7	0.010 U
MW-23 Screen 3	Jan/Feb 2003	MW-23-3	NA	NA	3.9	0.010 U
MW-23 Screen 3	April/May 2003	MW-23-3	5.0 U	1,000 U	3.7	0.010 U
MW-23 Screen 3	July/Aug 2003	MW-23-3	NA	NA	3.5 J	0.010 U
MW-23 Screen 3	Oct/Nov 2003	MW-23-3	NA	NA	4.2 J	0.010 U
MW-23 Screen 3	Feb 2004	MW-23-3	NA	NA	5.2	0.010 U
MW-23 Screen 3	Feb 2004	DUPE-4-1Q04	NA	NA	5.0	0.010 U
MW-23 Screen 3	April/May 2004	MW-23-3	5.0 U	0.120 U	8.3	0.004 J
MW-23 Screen 3	July/Aug 2004	MW-23-3	NA	NA	11.2	0.010 U
MW-23 Screen 3	Oct/Nov 2004	MW-23-3	NA	NA	11.8 J	0.010 U
MW-23 Screen 3	Jan/Feb 2005	MW-23-3	NA	NA	4.8	0.010 U
MW-23 Screen 3	April/May 2005	MW-23-3	5.0 U	0.036 J	3.1	0.010 U
MW-23 Screen 3	July/Sept 2005	MW-23-3	NA	NA	10.6	0.010 U
MW-23 Screen 3	Oct/Nov 2005	MW-23-3	NA	NA	8.3	0.010 U
MW-23 Screen 3	Mar/Apr 2006	MW-23-3	NA	NA	2.9	0.010 U
MW-23 Screen 4	Jan/Feb 2003	MW-23-4	NA	NA	2.5	0.010 U
MW-23 Screen 4	April/May 2003	MW-23-4	5.0 U	1,000 U	2.2	0.010 U
MW-23 Screen 4	July/Aug 2003	MW-23-4	NA	NA	2.6 J	0.010 U
MW-23 Screen 4	Oct/Nov 2003	MW-23-4	NA	NA	2.6 J	0.010 U
MW-23 Screen 4	Feb 2004	MW-23-4	NA	NA	3.3	0.010 U
MW-23 Screen 4	April/May 2004	MW-23-4	3.3 U	0.005 J	6.7	0.004 J
MW-23 Screen 4	July/Aug 2004	MW-23-4	NA	NA	7.9	0.010 U
MW-23 Screen 4	Oct/Nov 2004	MW-23-4	NA	NA	9.9 J	0.010 U
MW-23 Screen 4	Jan/Feb 2005	MW-23-4	NA	NA	2.9	0.010 U
MW-23 Screen 4	April/May 2005	MW-23-4	5.0 U	0.019 J	4.2	0.010 U
MW-23 Screen 4	July/Sept 2005	MW-23-4	NA	NA	8.4	0.010 U
MW-23 Screen 4	Oct/Nov 2005	MW-23-4	NA	NA	7.2	0.010 U
MW-23 Screen 4	Mar/Apr 2006	MW-23-4	NA	NA	1.9	0.010 U
MW-23 Screen 5	April/May 2003	MW-23-5	3.2 J	0.570 J	1.6	0.010 U
MW-23 Screen 5	Oct/Nov 2003	MW-23-5	NA	NA	1.8 UJ	0.010 U
MW-23 Screen 5	April/May 2004	MW-23-5	4.0 U	1,200	7.1	0.004 J
MW-23 Screen 5	Oct/Nov 2004	MW-23-5	NA	NA	9.2 J	0.010 U
MW-23 Screen 5	April/May 2005	MW-23-5	5.0 U	0.810 J	3.3	0.010 U
MW-23 Screen 5	Oct/Nov 2005	MW-23-5	NA	NA	5.7	0.010 U
MW-24 Screen 1	Jan/Feb 2003	MW-24-1	NA	NA	4.9	0.010 U
MW-24 Screen 1	April/May 2003	MW-24-1	5.0 U	1,000 U	5.7	0.010 U
MW-24 Screen 1	July/Aug 2003	MW-24-1	NA	NA	3.0	0.010 U
MW-24 Screen 1	Oct/Nov 2003	MW-24-1	NA	NA	4.0	0.010 U
MW-24 Screen 1	Feb 2004	MW-24-1	NA	NA	5.8	0.010 U
MW-24 Screen 1	April/May 2004	MW-24-1	2.0 U	0.024 J	7.9	0.010 U
MW-24 Screen 1	July/Aug 2004	MW-24-1	NA	NA	11.2	0.010 U
MW-24 Screen 1	Oct/Nov 2004	MW-24-1	NA	NA	4.3 J	0.010 U
MW-24 Screen 1	Jan/Feb 2005	MW-24-1	NA	NA	12.0	0.010 U
MW-24 Screen 1	April/May 2005	MW-24-1	5.0 U	0.130 J	6.1	0.010 U
MW-24 Screen 1	July/Sept 2005	MW-24-1	NA	NA	9.8	0.010 U
MW-24 Screen 1	Oct/Nov 2005	MW-24-1	NA	NA	9.3 J	0.010 U
MW-24 Screen 1	Mar/Apr 2006	MW-24-1	NA	NA	1.5	0.010 U
MW-24 Screen 2	Jan/Feb 2003	MW-24-2	NA	NA	2.4	0.010 U
MW-24 Screen 2	April/May 2003	MW-24-2	5.0 U	1,000 U	2.2	0.010 U
MW-24 Screen 2	April/May 2003	DUPE-4-2Q03	5.0 U	1,000 U	2.0	0.010 U
MW-24 Screen 2	July/Aug 2003	MW-24-2	NA	NA	2.0	0.010 U
MW-24 Screen 2	Oct/Nov 2003	MW-24-2	NA	NA	2.7 U	0.010 U
MW-24 Screen 2	Feb 2004	MW-24-2	NA	NA	2.3	0.010 U
MW-24 Screen 2	April/May 2004	MW-24-2	3.5 U	0.120 U	6.2	0.010 U
MW-24 Screen 2	July/Aug 2004	MW-24-2	NA	NA	9.2	0.010 U
MW-24 Screen 2	Oct/Nov 2004	MW-24-2	NA	NA	7.9 J	0.010 U
MW-24 Screen 2	Jan/Feb 2005	MW-24-2	NA	NA	8.8	0.010 U
MW-24 Screen 2	April/May 2005	MW-24-2	5.0 U	0.028 J	4.7	0.010 U
MW-24 Screen 2	July/Sept 2005	MW-24-2	NA	NA	7.9	0.010 U
MW-24 Screen 2	Oct/Nov 2005	MW-24-2	NA	NA	9.2 J	0.010 U
MW-24 Screen 2	Mar/Apr 2006	MW-24-2	NA	NA	2.9	0.010 U
MW-24 Screen 2	Mar/Apr 2006	DUP-2-1Q06	NA	NA	3.0	0.010 U

TABLE 2
SUMMARY OF METALS DETECTED DURING THE
LONG-TERM QUARTERLY GROUNDWATER SAMPLING PROGRAM
BEGINNING JANUARY 2003

Shaded values exceed State or Federal MCLs or action levels.

Sample Location	Sampling Event	Sample Location	Arsenic (µg/L)	Lead (µg/L)	Chromium, Total (µg/L)	Chromium, Hexavalent (mg/L)	
MW-24 Screen 3	Jan/Feb 2003	MW-24-3	NA	NA	2.5	0.010	U
MW-24 Screen 3	April/May 2003	MW-24-3	4.4 J	1,000 U	2.2	0.010	U
MW-24 Screen 3	July/Aug 2003	MW-24-3	NA	NA	1.3 U	0.010	U
MW-24 Screen 3	Oct/Nov 2003	MW-24-3	NA	NA	1.7 U	0.010	U
MW-24 Screen 3	Feb 2004	MW-24-3	NA	NA	3.6	0.010	U
MW-24 Screen 3	April/May 2004	MW-24-3	4.3 U	0.012 J	5.1	0.010	U
MW-24 Screen 3	July/Aug 2004	MW-24-3	NA	NA	7.3	0.010	U
MW-24 Screen 3	Oct/Nov 2004	MW-24-3	NA	NA	7.2 J	0.010	U
MW-24 Screen 3	Jan/Feb 2005	MW-24-3	NA	NA	8.2	0.010	U
MW-24 Screen 3	April/May 2005	MW-24-3	5.0 U	0.046 J	3.6	0.010	U
MW-24 Screen 3	July/Sept 2005	MW-24-3	NA	NA	6.4	0.010	U
MW-24 Screen 3	Oct/Nov 2005	MW-24-3	NA	NA	7.7 J	0.010	U
MW-24 Screen 3	Mar/Apr 2006	MW-24-3	NA	NA	1.0	0.010	U
MW-24 Screen 4	Jan/Feb 2003	MW-24-4	NA	NA	1.5	0.010	U
MW-24 Screen 4	April/May 2003	MW-24-4	5.0 U	1,000 U	0.3 J	0.010	U
MW-24 Screen 4	July/Aug 2003	MW-24-4	NA	NA	0.7 UJ	0.010	U
MW-24 Screen 4	Oct/Nov 2003	MW-24-4	NA	NA	1.2 U	0.010	U
MW-24 Screen 4	Oct/Nov 2003	DUPE-1-4Q03	NA	NA	1.1 U	0.010	U
MW-24 Screen 4	Feb 2004	MW-24-4	NA	NA	1.5	0.010	U
MW-24 Screen 4	April/May 2004	MW-24-4	2.2 U	0.120 U	4.3	0.010	U
MW-24 Screen 4	July/Aug 2004	MW-24-4	NA	NA	6.2	0.010	U
MW-24 Screen 4	Oct/Nov 2004	MW-24-4	NA	NA	4.9 J	0.010	U
MW-24 Screen 4	Jan/Feb 2005	MW-24-4	NA	NA	7.3	0.010	U
MW-24 Screen 4	April/May 2005	MW-24-4	5.0 U	0.077 J	2.6	0.010	U
MW-24 Screen 4	July/Sept 2005	MW-24-4	NA	NA	5.0	0.010	U
MW-24 Screen 4	Oct/Nov 2005	MW-24-4	NA	NA	5.3 J	0.010	U
MW-24 Screen 4	Mar/Apr 2006	MW-24-4	NA	NA	1.0 U	0.010	U
MW-24 Screen 5	April/May 2003	MW-24-5	2.7 J	1,000 U	4.1	0.010	U
MW-24 Screen 5	Oct/Nov 2003	MW-24-5	NA	NA	3.7	0.010	U
MW-24 Screen 5	April/May 2004	MW-24-5	3.8 U	0.120 U	7.6	0.010	U
MW-24 Screen 5	Oct/Nov 2004	MW-24-5	NA	NA	9.7 J	0.010	U
MW-24 Screen 5	April/May 2005	MW-24-5	5.0 U	0.077 J	5.6	0.010	U
MW-24 Screen 5	Oct/Nov 2005	MW-24-5	NA	NA	9.8 J	0.010	U
MW-25 Screen 1	Jan/Feb 2005	MW-25-1	5.0 U	0.045 J	4.4	0.010	U
MW-25 Screen 1	April/May 2005	MW-25-1	5.0 U	0.097 J	4.2	0.010	U
MW-25 Screen 1	July/Sept 2005	MW-25-1	NA	NA	6.9	0.010	U
MW-25 Screen 1	Oct/Nov 2005	MW-25-1	NA	NA	9.7	0.010	U
MW-25 Screen 1	Mar/Apr 2006	MW-25-1	NA	NA	2.3 J	0.010	U
MW-25 Screen 2	Jan/Feb 2005	MW-25-2	5.0 U	0.090 J	1.0	0.010	U
MW-25 Screen 2	April/May 2005	MW-25-2	5.0 U	0.060 J	3.2	0.010	U
MW-25 Screen 2	April/May 2005	DUPE-6-2Q05	5.0 U	0.053 J	3.5	0.010	U
MW-25 Screen 2	July/Sept 2005	MW-25-2	NA	NA	5.2	0.010	U
MW-25 Screen 2	Oct/Nov 2005	MW-25-2	NA	NA	6.3	0.010	U
MW-25 Screen 2	Mar/Apr 2006	MW-25-2	NA	NA	2.3 J	0.010	U
MW-25 Screen 3	Jan/Feb 2005	MW-25-3	5.0 U	0.012 J	5.2	0.010	U
MW-25 Screen 3	April/May 2005	MW-25-3	5.0 U	0.057 J	6.5	0.010	U
MW-25 Screen 3	July/Sept 2005	MW-25-3	NA	NA	8.5	0.010	U
MW-25 Screen 3	Oct/Nov 2005	MW-25-3	NA	NA	10.2	0.010	U
MW-25 Screen 3	Mar/Apr 2006	MW-25-3	NA	NA	3.9 J	0.020	U
MW-25 Screen 4	Jan/Feb 2005	MW-25-4	5.0 U	0.026 J	5.3	0.010	U
MW-25 Screen 4	April/May 2005	MW-25-4	5.0 U	0.073 J	6.6	0.010	U
MW-25 Screen 4	July/Sept 2005	MW-25-4	NA	NA	9.1	0.010	U
MW-24 Screen 4	Oct/Nov 2005	MW-25-4	NA	NA	10.4	0.010	U
MW-24 Screen 4	Mar/Apr 2006	MW-25-4	NA	NA	2.3 J	0.010	U
MW-25 Screen 5	Jan/Feb 2005	MW-25-5	5.0 U	0.120 U	2.2	0.010	U
MW-25 Screen 5	April/May 2005	MW-25-5	5.0 U	0.020 J	3.3	0.010	U
MW-25 Screen 5	July/Sept 2005	MW-25-5	NA	NA	6.4	0.010	U
MW-25 Screen 5	Oct/Nov 2005	MW-25-5	NA	NA	7.3	0.010	U
MW-25 Screen 5	Mar/Apr 2006	MW-25-5	NA	NA	1.0 U	0.010	U
MW-26 Screen 1	April/May 2005	MW-26-1	3.6 J	0.023 J	7.1	0.010	U
MW-26 Screen 1	July/Sept 2005	MW-26-1	NA	NA	13.2	0.010	U
MW-26 Screen 1	July/Sept 2005	DUPE-6-3Q05	NA	NA	15.0	0.010	U
MW-26 Screen 1	Oct/Nov 2005	MW-26-1	NA	NA	12.0	0.010	U
MW-26 Screen 1	Mar/Apr 2006	MW-26-1	NA	NA	1.0 U	0.010	U
MW-26 Screen 2	April/May 2005	MW-26-2	1.3 J	1,000 U	11.1	0.010	U
MW-26 Screen 2	July/Sept 2005	MW-26-2	NA	NA	12.7	0.010	U
MW-26 Screen 2	Oct/Nov 2005	MW-26-2	NA	NA	12.8	0.010	U
MW-26 Screen 2	Oct/Nov 2005	DUPE-7-4Q05	NA	NA	11.9	0.010	U
MW-26 Screen 2	Mar/Apr 2006	MW-26-2	NA	NA	2.9 J	0.010	U
California Maximum Contaminant Level (MCL)			50.0	15.0*	50.0	0.05 ⁽¹⁾	
EPA Region IX Maximum Contaminant Level			50.0	15.0*	100.0	NE	
Notes							
DUPE	Field Duplicate						
J	Indicates an estimated value.						
MCL	Maximum Contaminant Level						
µg/L	Micrograms per liter						
mg/L	Milligrams per liter						
NTU	Nephelometric Turbidity Unit						
NA	Not analyzed for this metal during this quarter.						
NE	Not established						
U	Indicates the compound or analyte was analyzed for but not detected at or above the stated limit.						
UJ	Indicates the compound or analyte was analyzed for but not detected. The sample detection limit is an estimated value.						
*	Interim Action Level - California Department of Health Services						
(1)	As of January 6, 2004, hexavalent chromium is regulated under the 50-µg/L MCL for total chromium. DHS will be adopting an MCL that is specific for hexavalent chromium (DHS, 2004).						

**SUMMARY OF VOLATILE ORGANIC COMPOUNDS AND PERCHLORATE REPORTED IN
MUNICIPAL PRODUCTION WELLS NEAR JPL DURING THE MOST RECENT SAMPLING EVENTS**

(All Concentrations Are Reported in Micrograms per Liter)

Shaded Values Exceed the State or Federal MCLs or the Notification Levels.

Purveyor	Well Name	Sample Date	Perchlorate	Carbon Tetrachloride	Tetrachloroethene (PCE)	Trichloroethene (TCE)
Lincoln Avenue Water Company	Well #3	1/3/2006	24.0	2.6	0.6	3.0
		1/10/2006	27.0	NA	NA	NA
		1/17/2006	23.0	NA	NA	NA
	Well #5	1/3/2006	5.6	0.6	0.5	3.9
		1/10/2006	6.1	NA	NA	NA
		1/17/2006	5.3	NA	NA	NA
Las Flores Water Company	Well #2	1/3/2006	5.8	NA	1.3	NA
		1/9/2006	7.8	NA	1.3	NA
		1/16/2006	6.0	NA	1.2	NA
		1/30/2006	5.8	NA	1.1	NA
		2/6/2006	6.0	NA	1.2	NA
		2/13/2006	5.4	NA	1.2	NA
		2/21/2006	5.5	0.5 U	1.2	0.5 U
Rubio Canon Land & Water Association	Well #4	1/23/2006	4.0 U	0.5 U	0.5 U	0.5 U
		2/7/2006	4.0 U	NA	NA	NA
	Well #7	1/23/2006	4.0 U	0.5 U	0.5 U	0.5 U
		2/6/2006	4.0 U	NA	NA	NA
California Maximum Contaminant Level (MCL)			6.0 ⁽¹⁾	0.5	5.0	5.0
EPA Region IX Maximum Contaminant Level			NE	5.0	5.0	5.0

Notes

- (1) Notification Level - California Department of Health Services
- NE Not Established
- NA Sample not analyzed for specified analyte
- Source California Department of Health Services Drinking Water Program, California Drinking Water Data, January 4
- U Indicates the compound or analyte was analyzed for but not detected at or above the stated limit.