

ATTACHMENT 1: QUALITY ASSURANCE/QUALITY CONTROL SUMMARY

This attachment summarizes the field quality assurance, laboratory quality assurance, data verification and data validation procedures utilized for the JPL groundwater monitoring program. Data validation was performed by an independent subcontractor, Laboratory Data Consultants, Inc. of Carlsbad, California. Data verification and validation indicated that the all volatile organic carbon (VOC), perchlorate and metal results obtained from the first quarter 2009 sampling event were acceptable for their intended use of characterizing aquifer quality.

ATTACHMENT 1: QUALITY ASSURANCE/QUALITY CONTROL SUMMARY

A comprehensive quality assurance/quality control (QA/QC) plan for groundwater monitoring is described in the *Work Plan for Performing a Remedial Investigation/Feasibility Study* (Ebasco, 1993). Field and laboratory QC samples were collected and analyzed to fulfill quality requirements. Proper sample collection and handling procedures were utilized to ensure the integrity of the analytical results.

FIELD QUALITY ASSURANCE/QUALITY CONTROL

The field QA/QC samples collected for JPL groundwater monitoring included field duplicate samples, equipment rinsate blanks, trip blanks and a source blank. The QC sample results were used for the qualitative evaluation of the data. Table 1-1 summarizes analytical results for VOCs and metals detected in the field quality control samples during the first quarter 2009 groundwater sampling event.

Field Duplicate Samples. Duplicate samples were collected to evaluate the precision of the laboratory analyses. Duplicate samples for volatile organic compounds (VOCs), perchlorate, total chromium and hexavalent chromium [Cr(VI)] analyses were collected from monitoring wells MW-3 (Screen 3), MW-7, MW-10, MW-20 (Screen 1), MW-20 (Screen 2), MW-21 (Screen 1) and MW-25 (Screen 1). In addition, the duplicate sample for MW-7 was analyzed for chloride, nitrate, nitrite, sulfate and total orthophosphate. The analytical results for the field duplicate samples were comparable to the results of the original groundwater samples for VOCs (Table 1) and Metals (Table 2).

Equipment Rinsate Blanks. Equipment rinsate blanks were collected each day that non-dedicated sampling equipment was used. The equipment rinsate blanks, consisting of distilled water run through the sampling equipment after decontamination, were analyzed for all contaminants of concern to monitor possible cross-contamination of the samples due to inadequate decontamination. No VOC contaminants were detected in the equipment rinsate blanks as shown in Table 1-1.

The tentatively identified compound (TIC), isobutylene was detected in three equipment blanks associated with wells MW-20, MW-21, and MW-24 at concentrations of 12 µg/L, 5.5 µg/L and 9.3 µg/L respectively, as shown in Table 4. In addition, the TIC, tert-butyl alcohol (TBA) was detected in two equipment blanks associated with wells MW-20 and MW-21 at concentrations of 18 µg/L and 59 µg/L respectively (Table 4). However, isobutylene and TBA were not detected in any of the groundwater monitoring well samples.

Trip Blanks. Trip blanks, which consisted of reagent-grade water placed in a vial and transported with the sample bottles to and from the field, were submitted to the laboratory with each shipment of groundwater samples. Trip blanks were used to help identify cross-contamination of groundwater samples during transport and sample handling procedures. No VOC contaminants were detected in the trip blanks as shown in Table 1-1. No TICs were detected in the trip blanks, as shown in Table 4.

Source Blank. A source blank which consisted of distilled water used by sampling personnel for equipment decontamination was submitted to the laboratory. The source blank was collected at the sampling site and preserved, as appropriate. This QC sample served as a check on contamination present in the source water. No VOC contaminants were detected in the source blank as shown in Table 1-1. The TIC, isobutylene was detected in the source blank at a concentration of 6.1 µg/L (Table 4). However, isobutylene was not detected in any of the groundwater monitoring well samples.

LABORATORY QUALITY ASSURANCE/QUALITY CONTROL

Laboratory QC samples included surrogate compounds (for VOC analyses), matrix spike samples, blank spike samples, and method blanks. The results of the laboratory QC samples were used by the laboratory to determine the accuracy and precision of the analytical techniques, and to identify anomalous results due to laboratory contamination or instrument malfunction.

DATA VERIFICATION AND VALIDATION

The purpose of data verification and validation is to assure that the data collected meet the data quality objectives (DQOs) outlined in the Quality Assurance Project Plan of the Groundwater Monitoring Plan (Ebasco, 1993). Data verification and validation indicated that all of the sample results obtained from the first quarter 2009 sampling event were acceptable for their intended use of characterizing aquifer quality.

Data Verification. All data collected were subjected to data verification. Data verification is a review of the analytical data that includes confirming that the sample identification numbers on the laboratory reports match those on the chain-of-custody records. Data verification also includes a review of the analytical data reports to confirm that all samples were analyzed and all required analytes were quantified for each sample.

Data Validation. Data validation is a systematic review of the analytical data that is used to determine the compliance of the established method performance criteria and determine whether the data quality is sufficient to support the data quality objectives. Validation of a data package included review of the technical holding time requirements, review of sample preparation, review of the initial and continuing calibration data, review and recalculation of the laboratory QC sample data, review of the equipment performance, reconciliation of the raw data with the reduced results, identification of data anomalies, and qualification of data to identify data usability limitations.

Data validation was performed by an independent subcontractor, Laboratory Data Consultants, Inc. (LDC) of Carlsbad, CA. One hundred percent of the data provided by Alpha Analytical, Inc. of Sparks, Nevada and Columbia Analytical Services, Inc. (CAS) of Kelso, Washington were validated. Ninety percent of the data were subjected to

Level III validation and ten percent of the data were subjected to Level IV validation in accordance with the EPA Contract Laboratory Program (CLP) National Functional Guidelines for Organic/Inorganic Data Review (U.S. EPA, 1999; 2004). The data were evaluated to ensure suitability and usability for the purpose of the groundwater monitoring report.

Data Validation Qualifiers. Analytical data were qualified based on data validation. Data qualifiers were assigned in accordance with EPA guidelines. All samples were analyzed within the analytical holding times.

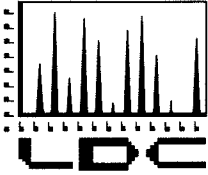
The data validation reports are included in Attachment 2.

REFERENCES

- Ebasco. 1993. *Work Plan for Performing a Remedial Investigation/Feasibility Study*. National Aeronautics and Space Administration Jet Propulsion Laboratory, Pasadena, California. December.
- U.S. EPA. 1999. *Contract Laboratory Program National Functional Guidelines for Organic Data Review*. February.
- U.S. EPA. 2004. *Contract Laboratory Program National Functional Guidelines for Inorganic Data Review*. December.

ATTACHMENT 2: DATA VALIDATION REPORTS (SUMMARY SHEETS)

This attachment contains the summary sheets from the data validation performed by an independent subcontractor, Laboratory Data Consultants, Inc. (LDC), Carlsbad, California. Complete data validation reports are available upon request.



LABORATORY DATA CONSULTANTS, INC.

7750 El Camino Real, Suite 2L Carlsbad, CA 92009 Phone: 760/634-0437 Fax: 760/634-0439

Battelle
505 King Avenue
Room 10-1-170
Columbus, OH 43201
ATTN: Ms. Betsy Cutie

February 6, 2009

SUBJECT: NASA JPL, Data Validation

Dear Ms. Cutie,

Enclosed are the final validation reports for the fraction listed below. These SDGs were received on February 2, 2009. Attachment 1 is a summary of the samples that were reviewed for each analysis.

LDC Project # 20249:

<u>SDG #</u>	<u>Fraction</u>
P0900258, P0900271, P0900298	Hexavalent Chromium

The data validation was performed under EPA Level III and Level IV guidelines. The analyses were validated using the following documents, as applicable to each method:

- USEPA, Contract Laboratory Program National Functional Guidelines for Inorganic Data Review, October 2004
- EPA SW 846, Third Edition, Test Methods for Evaluating Solid Waste, update 1, July 1992; update IIA, August 1993; update II, September 1994; update IIB, January 1995; update III, December 1996; update IIIA, April 1998; IIIB, November 2004; Update IV, February 2007

Please feel free to contact us if you have any questions.

Sincerely,

Erlinda T. Rauto
Operations Manager/Senior Chemist

**NASA JPL
Data Validation Reports
LDC# 20249**

Hexavalent Chromium

LDC

**Laboratory Data Consultants, Inc.
Data Validation Report**

Project/Site Name: NASA JPL
Collection Date: January 28, 2009
LDC Report Date: February 5, 2009
Matrix: Water
Parameters: Hexavalent Chromium
Validation Level: EPA Level III & IV
Laboratory: Columbia Analytical Services

Sample Delivery Group (SDG): P09000298

Sample Identification

MW-17-4
MW-17-3
MW-17-2**
MW-18-4
MW-18-3
MW-18-2**
EB-04-01/28/09
MW-17-4MS
MW-17-4MSD

**Indicates sample underwent EPA Level IV review

Introduction

This data review covers 9 water samples listed on the cover sheet including dilutions and reanalysis as applicable. The analyses were per EPA SW846 Method 7196A for Hexavalent Chromium.

The review follows a modified outline of the USEPA Contract Laboratory Program National Functional Guidelines for Inorganic Data Review (October 2004) as there are no current guidelines for the methods stated above.

A qualification summary table is provided at the end of this report if data has been qualified. Flags are classified as P (protocol) or A (advisory) to indicate whether the flag is due to a laboratory deviation from a specified protocol or is of technical or advisory nature.

Blank results are summarized in Section III.

Field duplicates are summarized in Section IX.

Samples indicated by a double asterisk on the front cover underwent an EPA Level IV review. An EPA Level III review was performed on all of the other samples. Raw data were not evaluated for the samples reviewed by Level III criteria since this review is based on QC data.

The following are definitions of the data qualifiers:

- U Indicates the compound or analyte was analyzed for but not detected at or above the stated limit.
- J Indicates an estimated value.
- R Quality control indicates the data is not usable.
- N Presumptive evidence of presence of the constituent.
- UU Indicates the compound or analyte was analyzed for but not detected. The sample detection limit is an estimated value.
- A Indicates the finding is based upon technical validation criteria.
- P Indicates the finding is related to a protocol/contractual deviation.
- None Indicates the data was not significantly impacted by the finding, therefore qualification was not required.

I. Technical Holding Times

All technical holding time requirements were met.

The chain-of-custodies were reviewed for documentation of cooler temperatures. All cooler temperatures met validation criteria.

II. Calibration

a. Initial Calibration

All criteria for the initial calibration were met.

b. Calibration Verification

Calibration verification frequency and analysis criteria were met.

III. Blanks

Method blanks were reviewed for each matrix as applicable. No hexavalent chromium was found in the initial, continuing and preparation blanks.

IV. Matrix Spike/Matrix Spike Duplicates

Matrix spike (MS) and matrix spike duplicate (MSD) analyses were reviewed for each matrix as applicable. Percent recoveries (%R) and relative percent differences (RPD) were within QC limits.

V. Duplicates

Duplicate (DUP) sample analyses were reviewed for each matrix as applicable.

VI. Laboratory Control Samples

Laboratory control samples were reviewed for each matrix as applicable. Percent recoveries (%R) were within QC limits.

VII. Sample Result Verification

All sample result verifications were acceptable for samples on which an EPA Level IV review was performed. Raw data were not evaluated for the samples reviewed by Level III criteria.

VIII. Overall Assessment of Data

Data flags are summarized at the end of this report if data has been qualified.

IX. Field Duplicates

No field duplicates were identified in this SDG.

X. Field Blanks

Sample EB-04-01/28/09 was identified as an equipment blank. No hexavalent chromium was found in this blank.

**NASA JPL
Hexavalent Chromium - Data Qualification Summary - SDG P09000298**

No Sample Data Qualified in this SDG

**NASA JPL
Hexavalent Chromium - Laboratory Blank Data Qualification Summary - SDG
P09000298**

No Sample Data Qualified in this SDG

**Laboratory Data Consultants, Inc.
Data Validation Report**

Project/Site Name: NASA JPL
Collection Date: January 26, 2009
LDC Report Date: February 5, 2009
Matrix: Water
Parameters: Hexavalent Chromium
Validation Level: EPA Level III
Laboratory: Columbia Analytical Services
Sample Delivery Group (SDG): P0900271

Sample Identification

MW-14-3
MW-14-2
MW-14-1
EB-02-01/26/09
MW-14-3MS
MW-14-3MSD

Introduction

This data review covers 6 water samples listed on the cover sheet including dilutions and reanalysis as applicable. The analyses were per EPA SW846 Method 7196A for Hexavalent Chromium.

The review follows a modified outline of the USEPA Contract Laboratory Program National Functional Guidelines for Inorganic Data Review (October 2004) as there are no current guidelines for the methods stated above.

A qualification summary table is provided at the end of this report if data has been qualified. Flags are classified as P (protocol) or A (advisory) to indicate whether the flag is due to a laboratory deviation from a specified protocol or is of technical or advisory nature.

Blank results are summarized in Section III.

Field duplicates are summarized in Section IX.

Raw data were not reviewed for this SDG. The review was based on QC data.

The following are definitions of the data qualifiers:

- U Indicates the compound or analyte was analyzed for but not detected at or above the stated limit.
- J Indicates an estimated value.
- R Quality control indicates the data is not usable.
- N Presumptive evidence of presence of the constituent.
- UJ Indicates the compound or analyte was analyzed for but not detected. The sample detection limit is an estimated value.
- A Indicates the finding is based upon technical validation criteria.
- P Indicates the finding is related to a protocol/contractual deviation.
- None Indicates the data was not significantly impacted by the finding, therefore qualification was not required.

I. Technical Holding Times

All technical holding time requirements were met.

The chain-of-custodies were reviewed for documentation of cooler temperatures. All cooler temperatures met validation criteria.

II. Calibration

a. Initial Calibration

All criteria for the initial calibration were met.

b. Calibration Verification

Calibration verification frequency and analysis criteria were met.

III. Blanks

Method blanks were reviewed for each matrix as applicable. No hexavalent chromium was found in the initial, continuing and preparation blanks.

IV. Matrix Spike/Matrix Spike Duplicates

Matrix spike (MS) and matrix spike duplicate (MSD) analyses were reviewed for each matrix as applicable. Percent recoveries (%R) and relative percent differences (RPD) were within QC limits.

V. Duplicates

Duplicate (DUP) sample analyses were reviewed for each matrix as applicable.

VI. Laboratory Control Samples

Laboratory control samples were reviewed for each matrix as applicable. Percent recoveries (%R) were within QC limits.

VII. Sample Result Verification

Raw data were not reviewed for this SDG.

VIII. Overall Assessment of Data

Data flags are summarized at the end of this report if data has been qualified.

IX. Field Duplicates

No field duplicates were identified in this SDG.

X. Field Blanks

Sample EB-02-01/26/09 was identified as an equipment blank. No hexavalent chromium was found in this blank.

**NASA JPL
Hexavalent Chromium - Data Qualification Summary - SDG P0900271**

No Sample Data Qualified in this SDG

**NASA JPL
Hexavalent Chromium - Laboratory Blank Data Qualification Summary - SDG
P0900271**

No Sample Data Qualified in this SDG

**Laboratory Data Consultants, Inc.
Data Validation Report**

Project/Site Name: NASA JPL
Collection Date: January 23, 2009
LDC Report Date: February 5, 2009
Matrix: Water
Parameters: Hexavalent Chromium
Validation Level: EPA Level III
Laboratory: Columbia Analytical Services

Sample Delivery Group (SDG): P0900258

Sample Identification

MW-21-5
MW-21-4
MW-21-3
MW-21-2
MW-21-1
DUPE-1-1Q09
EB-1-1/23/09
MW-21-5MS
MW-21-5MSD

Introduction

This data review covers 9 water samples listed on the cover sheet including dilutions and reanalysis as applicable. The analyses were per EPA SW846 Method 7196A for Hexavalent Chromium.

The review follows a modified outline of the USEPA Contract Laboratory Program National Functional Guidelines for Inorganic Data Review (October 2004) as there are no current guidelines for the methods stated above.

A qualification summary table is provided at the end of this report if data has been qualified. Flags are classified as P (protocol) or A (advisory) to indicate whether the flag is due to a laboratory deviation from a specified protocol or is of technical or advisory nature.

Blank results are summarized in Section III.

Field duplicates are summarized in Section IX.

Raw data were not reviewed for this SDG. The review was based on QC data.

The following are definitions of the data qualifiers:

- U Indicates the compound or analyte was analyzed for but not detected at or above the stated limit.
- J Indicates an estimated value.
- R Quality control indicates the data is not usable.
- N Presumptive evidence of presence of the constituent.
- UJ Indicates the compound or analyte was analyzed for but not detected. The sample detection limit is an estimated value.
- A Indicates the finding is based upon technical validation criteria.
- P Indicates the finding is related to a protocol/contractual deviation.
- None Indicates the data was not significantly impacted by the finding, therefore qualification was not required.

I. Technical Holding Times

All technical holding time requirements were met.

The chain-of-custodies were reviewed for documentation of cooler temperatures. All cooler temperatures met validation criteria.

II. Calibration

a. Initial Calibration

All criteria for the initial calibration were met.

b. Calibration Verification

Calibration verification frequency and analysis criteria were met.

III. Blanks

Method blanks were reviewed for each matrix as applicable. No hexavalent chromium was found in the initial, continuing and preparation blanks.

IV. Matrix Spike/Matrix Spike Duplicates

Matrix spike (MS) and matrix spike duplicate (MSD) analyses were reviewed for each matrix as applicable. Percent recoveries (%R) and relative percent differences (RPD) were within QC limits.

V. Duplicates

Duplicate (DUP) sample analyses were reviewed for each matrix as applicable.

VI. Laboratory Control Samples

Laboratory control samples were reviewed for each matrix as applicable. Percent recoveries (%R) were within QC limits.

VII. Sample Result Verification

Raw data were not reviewed for this SDG.

VIII. Overall Assessment of Data

Data flags are summarized at the end of this report if data has been qualified.

IX. Field Duplicates

Samples MW-21-1 and DUPE-1-1Q09 were identified as field duplicates. No hexavalent chromium was detected in any of the samples.

X. Field Blanks

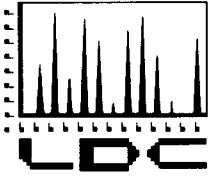
Sample EB-1-1/23/09 was identified as an equipment blank. No hexavalent chromium was found in this blank.

**NASA JPL
Hexavalent Chromium - Data Qualification Summary - SDG P0900258**

No Sample Data Qualified in this SDG

**NASA JPL
Hexavalent Chromium - Laboratory Blank Data Qualification Summary - SDG
P0900258**

No Sample Data Qualified in this SDG



LABORATORY DATA CONSULTANTS, INC.

7750 El Camino Real, Suite 2L Carlsbad, CA 92009 Phone: 760/634-0437 Fax: 760/634-0439

Battelle
505 King Avenue
Room 10-1-170
Columbus, OH 43201
ATTN: Ms. Betsy Cutie

February 18, 2009

SUBJECT: NASA JPL, Data Validation

Dear Ms. Cutie,

Enclosed are the final validation reports for the fraction listed below. These SDGs were received on February 5, 2009. Attachment 1 is a summary of the samples that were reviewed for each analysis.

LDC Project # 20277:

<u>SDG #</u>	<u>Fraction</u>
P0900314, P0900334	Hexavalent Chromium

The data validation was performed under EPA Level III and Level IV guidelines. The analyses were validated using the following documents, as applicable to each method:

- USEPA, Contract Laboratory Program National Functional Guidelines for Inorganic Data Review, October 2004
- EPA SW 846, Third Edition, Test Methods for Evaluating Solid Waste, update 1, July 1992; update IIA, August 1993; update II, September 1994; update IIB, January 1995; update III, December 1996; update IIIA, April 1998; IIIB, November 2004; Update IV, February 2007

Please feel free to contact us if you have any questions.

Sincerely,

Erlinda T. Rauto
Operations Manager/Senior Chemist

**NASA JPL
Data Validation Reports
LDC# 20277**

Hexavalent Chromium

**Laboratory Data Consultants, Inc.
Data Validation Report**

Project/Site Name: NASA JPL
Collection Date: January 29, 2009
LDC Report Date: February 12, 2009
Matrix: Water
Parameters: Hexavalent Chromium
Validation Level: EPA Level III
Laboratory: Columbia Analytical Services
Sample Delivery Group (SDG): P0900314

Sample Identification

MW-26-2
MW-26-1
MW-25-5
MW-25-4
MW-25-3
MW-25-2
MW-25-1
DUPE-02-1Q09
EB-05-1/29/09
MW-25-5MS
MW-25-5MSD

Introduction

This data review covers 11 water samples listed on the cover sheet including dilutions and reanalysis as applicable. The analyses were per EPA SW846 Method 7196A for Hexavalent Chromium.

The review follows a modified outline of the USEPA Contract Laboratory Program National Functional Guidelines for Inorganic Data Review (October 2004) as there are no current guidelines for the methods stated above.

A qualification summary table is provided at the end of this report if data has been qualified. Flags are classified as P (protocol) or A (advisory) to indicate whether the flag is due to a laboratory deviation from a specified protocol or is of technical or advisory nature.

Blank results are summarized in Section III.

Field duplicates are summarized in Section IX.

Raw data were not reviewed for this SDG. The review was based on QC data.

The following are definitions of the data qualifiers:

- U Indicates the compound or analyte was analyzed for but not detected at or above the stated limit.
- J Indicates an estimated value.
- R Quality control indicates the data is not usable.
- N Presumptive evidence of presence of the constituent.
- UU Indicates the compound or analyte was analyzed for but not detected. The sample detection limit is an estimated value.
- A Indicates the finding is based upon technical validation criteria.
- P Indicates the finding is related to a protocol/contractual deviation.
- None Indicates the data was not significantly impacted by the finding, therefore qualification was not required.

I. Technical Holding Times

All technical holding time requirements were met.

The chain-of-custodies were reviewed for documentation of cooler temperatures. All cooler temperatures met validation criteria.

II. Calibration

a. Initial Calibration

All criteria for the initial calibration were met.

b. Calibration Verification

Calibration verification frequency and analysis criteria were met.

III. Blanks

Method blanks were reviewed for each matrix as applicable. No hexavalent chromium was found in the initial, continuing and preparation blanks.

IV. Matrix Spike/Matrix Spike Duplicates

Matrix spike (MS) and matrix spike duplicate (MSD) analyses were reviewed for each matrix as applicable. Percent recoveries (%R) and relative percent differences (RPD) were within QC limits.

V. Duplicates

Duplicate (DUP) sample analyses were reviewed for each matrix as applicable.

VI. Laboratory Control Samples

Laboratory control samples were reviewed for each matrix as applicable. Percent recoveries (%R) were within QC limits.

VII. Sample Result Verification

Raw data were not reviewed for this SDG.

VIII. Overall Assessment of Data

Data flags are summarized at the end of this report if data has been qualified.

IX. Field Duplicates

Samples MW-25-1 and DUPE-02-1Q09 were identified as field duplicates. No hexavalent chromium was detected in any of the samples.

X. Field Blanks

Sample EB-05-1/29/09 was identified as an equipment blank. No hexavalent chromium was found in this blank.

**NASA JPL
Hexavalent Chromium - Data Qualification Summary - SDG P0900314**

No Sample Data Qualified in this SDG

**NASA JPL
Hexavalent Chromium - Laboratory Blank Data Qualification Summary - SDG
P0900314**

No Sample Data Qualified in this SDG

**Laboratory Data Consultants, Inc.
Data Validation Report**

Project/Site Name: NASA JPL
Collection Date: January 30, 2009
LDC Report Date: February 12, 2009
Matrix: Water
Parameters: Hexavalent Chromium
Validation Level: EPA Level III & IV
Laboratory: Columbia Analytical Services
Sample Delivery Group (SDG): P0900334

Sample Identification

MW-20-5
MW-20-4
MW-20-3
MW-20-2
MW-20-1**
DUPE-03-1Q09
DUPE-04-1Q09**
EB-06-01/30/09
MW-20-5MS
MW-20-5MSD

**Indicates sample underwent EPA Level IV review

Introduction

This data review covers 10 water samples listed on the cover sheet including dilutions and reanalysis as applicable. The analyses were per EPA SW846 Method 7196A for Hexavalent Chromium.

The review follows a modified outline of the USEPA Contract Laboratory Program National Functional Guidelines for Inorganic Data Review (October 2004) as there are no current guidelines for the methods stated above.

A qualification summary table is provided at the end of this report if data has been qualified. Flags are classified as P (protocol) or A (advisory) to indicate whether the flag is due to a laboratory deviation from a specified protocol or is of technical or advisory nature.

Blank results are summarized in Section III.

Field duplicates are summarized in Section IX.

Samples indicated by a double asterisk on the front cover underwent an EPA Level IV review. An EPA Level III review was performed on all of the other samples. Raw data were not evaluated for the samples reviewed by Level III criteria since this review is based on QC data.

The following are definitions of the data qualifiers:

- U Indicates the compound or analyte was analyzed for but not detected at or above the stated limit.
- J Indicates an estimated value.
- R Quality control indicates the data is not usable.
- N Presumptive evidence of presence of the constituent.
- UU Indicates the compound or analyte was analyzed for but not detected. The sample detection limit is an estimated value.
- A Indicates the finding is based upon technical validation criteria.
- P Indicates the finding is related to a protocol/contractual deviation.
- None Indicates the data was not significantly impacted by the finding, therefore qualification was not required.

I. Technical Holding Times

All technical holding time requirements were met.

The chain-of-custodies were reviewed for documentation of cooler temperatures. All cooler temperatures met validation criteria.

II. Calibration

a. Initial Calibration

All criteria for the initial calibration were met.

b. Calibration Verification

Calibration verification frequency and analysis criteria were met.

III. Blanks

Method blanks were reviewed for each matrix as applicable. No hexavalent chromium was found in the initial, continuing and preparation blanks.

IV. Matrix Spike/Matrix Spike Duplicates

Matrix spike (MS) and matrix spike duplicate (MSD) analyses were reviewed for each matrix as applicable. Percent recoveries (%R) and relative percent differences (RPD) were within QC limits.

V. Duplicates

Duplicate (DUP) sample analyses were reviewed for each matrix as applicable.

VI. Laboratory Control Samples

Laboratory control samples were reviewed for each matrix as applicable. Percent recoveries (%R) were within QC limits.

VII. Sample Result Verification

All sample result verifications were acceptable for samples on which an EPA Level IV review was performed. Raw data were not evaluated for the samples reviewed by Level III criteria.

VIII. Overall Assessment of Data

Data flags are summarized at the end of this report if data has been qualified.

IX. Field Duplicates

Samples MW-20-2 and DUPE-03-1Q09 and samples MW-20-1** and DUPE-04-1Q09** were identified as field duplicates. No hexavalent chromium was detected in any of the samples.

X. Field Blanks

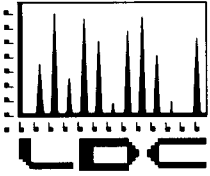
Sample EB-06-01/30/09 was identified as an equipment blank. No hexavalent chromium was found in this blank.

**NASA JPL
Hexavalent Chromium - Data Qualification Summary - SDG P0900334**

No Sample Data Qualified in this SDG

**NASA JPL
Hexavalent Chromium - Laboratory Blank Data Qualification Summary - SDG
P0900334**

No Sample Data Qualified in this SDG



LABORATORY DATA CONSULTANTS, INC.

7750 El Camino Real, Suite 2L Carlsbad, CA 92009 Phone: 760/634-0437 Fax: 760/634-0439

Battelle
505 King Avenue
Room 10-1-170
Columbus, OH 43201
ATTN: Ms. Betsy Cutie

February 18, 2009

SUBJECT: NASA JPL, Data Validation

Dear Ms. Cutie,

Enclosed are the final validation reports for the fraction listed below. These SDGs were received on February 9, 2009. Attachment 1 is a summary of the samples that were reviewed for each analysis.

LDC Project # 20292:

<u>SDG #</u>	<u>Fraction</u>
P0900346, P0900363	Hexavalent Chromium

The data validation was performed under EPA Level III and Level IV guidelines. The analyses were validated using the following documents, as applicable to each method:

- USEPA, Contract Laboratory Program National Functional Guidelines for Inorganic Data Review, October 2004
- EPA SW 846, Third Edition, Test Methods for Evaluating Solid Waste, update 1, July 1992; update IIA, August 1993; update II, September 1994; update IIB, January 1995; update III, December 1996; update IIIA, April 1998; IIIB, November 2004; Update IV, February 2007

Please feel free to contact us if you have any questions.

Sincerely,

Erlinda T. Rauto
Operations Manager/Senior Chemist

**NASA JPL
Data Validation Reports
LDC# 20292**

Hexavalent Chromium

**Laboratory Data Consultants, Inc.
Data Validation Report**

Project/Site Name: NASA JPL
Collection Date: February 2, 2009
LDC Report Date: February 12, 2009
Matrix: Water
Parameters: Hexavalent Chromium
Validation Level: EPA Level III
Laboratory: Columbia Analytical Services
Sample Delivery Group (SDG): P0900346

Sample Identification

MW-24-4
MW-24-3
MW-24-2
MW-24-1
EB-07-02/02/09
MW-24-1MS
MW-24-1MSD

Introduction

This data review covers 7 water samples listed on the cover sheet including dilutions and reanalysis as applicable. The analyses were per EPA SW846 Method 7196A for Hexavalent Chromium.

The review follows a modified outline of the USEPA Contract Laboratory Program National Functional Guidelines for Inorganic Data Review (October 2004) as there are no current guidelines for the methods stated above.

A qualification summary table is provided at the end of this report if data has been qualified. Flags are classified as P (protocol) or A (advisory) to indicate whether the flag is due to a laboratory deviation from a specified protocol or is of technical or advisory nature.

Blank results are summarized in Section III.

Field duplicates are summarized in Section IX.

Raw data were not reviewed for this SDG. The review was based on QC data.

The following are definitions of the data qualifiers:

- U Indicates the compound or analyte was analyzed for but not detected at or above the stated limit.
- J Indicates an estimated value.
- R Quality control indicates the data is not usable.
- N Presumptive evidence of presence of the constituent.
- UJ Indicates the compound or analyte was analyzed for but not detected. The sample detection limit is an estimated value.
- A Indicates the finding is based upon technical validation criteria.
- P Indicates the finding is related to a protocol/contractual deviation.
- None Indicates the data was not significantly impacted by the finding, therefore qualification was not required.

I. Technical Holding Times

All technical holding time requirements were met.

The chain-of-custodies were reviewed for documentation of cooler temperatures. All cooler temperatures met validation criteria.

II. Calibration

a. Initial Calibration

All criteria for the initial calibration were met.

b. Calibration Verification

Calibration verification frequency and analysis criteria were met.

III. Blanks

Method blanks were reviewed for each matrix as applicable. No hexavalent chromium was found in the initial, continuing and preparation blanks.

IV. Matrix Spike/Matrix Spike Duplicates

Matrix spike (MS) and matrix spike duplicate (MSD) analyses were reviewed for each matrix as applicable. Percent recoveries (%R) and relative percent differences (RPD) were within QC limits.

V. Duplicates

Duplicate (DUP) sample analyses were reviewed for each matrix as applicable.

VI. Laboratory Control Samples

Laboratory control samples were reviewed for each matrix as applicable. Percent recoveries (%R) were within QC limits.

VII. Sample Result Verification

Raw data were not reviewed for this SDG.

VIII. Overall Assessment of Data

Data flags are summarized at the end of this report if data has been qualified.

IX. Field Duplicates

No field duplicates were identified in this SDG.

X. Field Blanks

Sample EB-07-02/02/09 was identified as an equipment blank. No hexavalent chromium was found in this blank.

**NASA JPL
Hexavalent Chromium - Data Qualification Summary - SDG P0900346**

No Sample Data Qualified in this SDG

**NASA JPL
Hexavalent Chromium - Laboratory Blank Data Qualification Summary - SDG
P0900346**

No Sample Data Qualified in this SDG

**Laboratory Data Consultants, Inc.
Data Validation Report**

Project/Site Name: NASA JPL
Collection Date: February 3, 2009
LDC Report Date: February 12, 2009
Matrix: Water
Parameters: Hexavalent Chromium
Validation Level: EPA Level III & IV
Laboratory: Columbia Analytical Services
Sample Delivery Group (SDG): P0900363

Sample Identification

MW-12-3
MW-12-2
MW-12-1**
EB-08-02/03/09
MW-12-3MS
MW-12-3MSD

**Indicates sample underwent EPA Level IV review

Introduction

This data review covers 6 water samples listed on the cover sheet including dilutions and reanalysis as applicable. The analyses were per EPA SW846 Method 7196A for Hexavalent Chromium.

The review follows a modified outline of the USEPA Contract Laboratory Program National Functional Guidelines for Inorganic Data Review (October 2004) as there are no current guidelines for the methods stated above.

A qualification summary table is provided at the end of this report if data has been qualified. Flags are classified as P (protocol) or A (advisory) to indicate whether the flag is due to a laboratory deviation from a specified protocol or is of technical or advisory nature.

Blank results are summarized in Section III.

Field duplicates are summarized in Section IX.

Samples indicated by a double asterisk on the front cover underwent an EPA Level IV review. An EPA Level III review was performed on all of the other samples. Raw data were not evaluated for the samples reviewed by Level III criteria since this review is based on QC data.

The following are definitions of the data qualifiers:

- U Indicates the compound or analyte was analyzed for but not detected at or above the stated limit.
- J Indicates an estimated value.
- R Quality control indicates the data is not usable.
- N Presumptive evidence of presence of the constituent.
- UU Indicates the compound or analyte was analyzed for but not detected. The sample detection limit is an estimated value.
- A Indicates the finding is based upon technical validation criteria.
- P Indicates the finding is related to a protocol/contractual deviation.
- None Indicates the data was not significantly impacted by the finding, therefore qualification was not required.

I. Technical Holding Times

All technical holding time requirements were met.

The chain-of-custodies were reviewed for documentation of cooler temperatures. All cooler temperatures met validation criteria.

II. Calibration

a. Initial Calibration

All criteria for the initial calibration were met.

b. Calibration Verification

Calibration verification frequency and analysis criteria were met.

III. Blanks

Method blanks were reviewed for each matrix as applicable. No hexavalent chromium was found in the initial, continuing and preparation blanks.

IV. Matrix Spike/Matrix Spike Duplicates

Matrix spike (MS) and matrix spike duplicate (MSD) analyses were reviewed for each matrix as applicable. Percent recoveries (%R) and relative percent differences (RPD) were within QC limits.

V. Duplicates

Duplicate (DUP) sample analyses were reviewed for each matrix as applicable.

VI. Laboratory Control Samples

Laboratory control samples were reviewed for each matrix as applicable. Percent recoveries (%R) were within QC limits.

VII. Sample Result Verification

All sample result verifications were acceptable for samples on which an EPA Level IV review was performed. Raw data were not evaluated for the samples reviewed by Level III criteria.

VIII. Overall Assessment of Data

Data flags are summarized at the end of this report if data has been qualified.

IX. Field Duplicates

No field duplicates were identified in this SDG.

X. Field Blanks

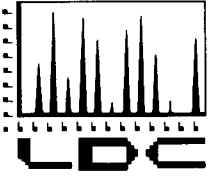
Sample EB-08-02/03/09 was identified as an equipment blank. No hexavalent chromium was found in this blank.

**NASA JPL
Hexavalent Chromium - Data Qualification Summary - SDG P0900363**

No Sample Data Qualified in this SDG

**NASA JPL
Hexavalent Chromium - Laboratory Blank Data Qualification Summary - SDG
P0900363**

No Sample Data Qualified in this SDG



LABORATORY DATA CONSULTANTS, INC.

7750 El Camino Real, Suite 2L Carlsbad, CA 92009 Phone: 760/634-0437 Fax: 760/634-0439

Battelle
505 King Avenue
Room 10-1-170
Columbus, OH 43201
ATTN: Ms. Betsy Cutie

February 18, 2009

SUBJECT: NASA JPL, Data Validation

Dear Ms. Cutie,

Enclosed are the final validation reports for the fraction listed below. These SDGs were received on February 12, 2009. Attachment 1 is a summary of the samples that were reviewed for each analysis.

LDC Project # 20328:

<u>SDG #</u>	<u>Fraction</u>
P0900382, P0900415	Hexavalent Chromium

The data validation was performed under EPA Level III and Level IV guidelines. The analyses were validated using the following documents, as applicable to each method:

- USEPA, Contract Laboratory Program National Functional Guidelines for Inorganic Data Review, October 2004
- EPA SW 846, Third Edition, Test Methods for Evaluating Solid Waste, update 1, July 1992; update IIA, August 1993; update II, September 1994; update IIB, January 1995; update III, December 1996; update IIIA, April 1998; IIIB, November 2004; Update IV, February 2007

Please feel free to contact us if you have any questions.

Sincerely,

Erlinda T. Rauto
Operations Manager/Senior Chemist

**NASA JPL
Data Validation Reports
LDC# 20328**

Hexavalent Chromium

**Laboratory Data Consultants, Inc.
Data Validation Report**

Project/Site Name: NASA JPL
Collection Date: February 4, 2009
LDC Report Date: February 12, 2009
Matrix: Water
Parameters: Hexavalent Chromium
Validation Level: EPA Level III
Laboratory: Columbia Analytical Services
Sample Delivery Group (SDG): P0900382

Sample Identification

MW-3-4
MW-3-3
MW-3-2
DUPE-5-1Q09
MW-4-3
MW-4-2
MW-4-1
EB-09-02/04/09
MW-3-2MS
MW-3-2MSD

Introduction

This data review covers 10 water samples listed on the cover sheet including dilutions and reanalysis as applicable. The analyses were per EPA SW846 Method 7196A for Hexavalent Chromium.

The review follows a modified outline of the USEPA Contract Laboratory Program National Functional Guidelines for Inorganic Data Review (October 2004) as there are no current guidelines for the methods stated above.

A qualification summary table is provided at the end of this report if data has been qualified. Flags are classified as P (protocol) or A (advisory) to indicate whether the flag is due to a laboratory deviation from a specified protocol or is of technical or advisory nature.

Blank results are summarized in Section III.

Field duplicates are summarized in Section IX.

Raw data were not reviewed for this SDG. The review was based on QC data.

The following are definitions of the data qualifiers:

- U Indicates the compound or analyte was analyzed for but not detected at or above the stated limit.
- J Indicates an estimated value.
- R Quality control indicates the data is not usable.
- N Presumptive evidence of presence of the constituent.
- UJ Indicates the compound or analyte was analyzed for but not detected. The sample detection limit is an estimated value.
- A Indicates the finding is based upon technical validation criteria.
- P Indicates the finding is related to a protocol/contractual deviation.
- None Indicates the data was not significantly impacted by the finding, therefore qualification was not required.

I. Technical Holding Times

All technical holding time requirements were met.

The chain-of-custodies were reviewed for documentation of cooler temperatures. All cooler temperatures met validation criteria.

II. Calibration

a. Initial Calibration

All criteria for the initial calibration were met.

b. Calibration Verification

Calibration verification frequency and analysis criteria were met.

III. Blanks

Method blanks were reviewed for each matrix as applicable. No hexavalent chromium was found in the initial, continuing and preparation blanks.

IV. Matrix Spike/Matrix Spike Duplicates

Matrix spike (MS) and matrix spike duplicate (MSD) analyses were reviewed for each matrix as applicable. Percent recoveries (%R) and relative percent differences (RPD) were within QC limits.

V. Duplicates

Duplicate (DUP) sample analyses were reviewed for each matrix as applicable.

VI. Laboratory Control Samples

Laboratory control samples were reviewed for each matrix as applicable. Percent recoveries (%R) were within QC limits.

VII. Sample Result Verification

Raw data were not reviewed for this SDG.

VIII. Overall Assessment of Data

Data flags are summarized at the end of this report if data has been qualified.

IX. Field Duplicates

Samples MW-3-3 and DUPE-5-1Q09 were identified as field duplicates. No hexavalent chromium was detected in any of the samples.

X. Field Blanks

Sample EB-09-02/04/09 was identified as an equipment blank. No hexavalent chromium was found in this blank.

**NASA JPL
Hexavalent Chromium - Data Qualification Summary - SDG P0900382**

No Sample Data Qualified in this SDG

**NASA JPL
Hexavalent Chromium - Laboratory Blank Data Qualification Summary - SDG
P0900382**

No Sample Data Qualified in this SDG

**Laboratory Data Consultants, Inc.
Data Validation Report**

Project/Site Name: NASA JPL
Collection Date: February 5, 2009
LDC Report Date: February 12, 2009
Matrix: Water
Parameters: Hexavalent Chromium
Validation Level: EPA Level III
Laboratory: Columbia Analytical Services
Sample Delivery Group (SDG): P0900415

Sample Identification

MW-22-3
MW-22-2
MW-22-1
MW-11-3
MW-11-2
MW-11-1
EB-10-02/05/09
MW-22-3MS
MW-22-3MSD

Introduction

This data review covers 9 water samples listed on the cover sheet including dilutions and reanalysis as applicable. The analyses were per EPA SW846 Method 7196A for Hexavalent Chromium.

The review follows a modified outline of the USEPA Contract Laboratory Program National Functional Guidelines for Inorganic Data Review (October 2004) as there are no current guidelines for the methods stated above.

A qualification summary table is provided at the end of this report if data has been qualified. Flags are classified as P (protocol) or A (advisory) to indicate whether the flag is due to a laboratory deviation from a specified protocol or is of technical or advisory nature.

Blank results are summarized in Section III.

Field duplicates are summarized in Section IX.

Raw data were not reviewed for this SDG. The review was based on QC data.

The following are definitions of the data qualifiers:

- U Indicates the compound or analyte was analyzed for but not detected at or above the stated limit.
- J Indicates an estimated value.
- R Quality control indicates the data is not usable.
- N Presumptive evidence of presence of the constituent.
- UU Indicates the compound or analyte was analyzed for but not detected. The sample detection limit is an estimated value.
- A Indicates the finding is based upon technical validation criteria.
- P Indicates the finding is related to a protocol/contractual deviation.
- None Indicates the data was not significantly impacted by the finding, therefore qualification was not required.

I. Technical Holding Times

All technical holding time requirements were met.

The chain-of-custodies were reviewed for documentation of cooler temperatures. All cooler temperatures met validation criteria.

II. Calibration

a. Initial Calibration

All criteria for the initial calibration were met.

b. Calibration Verification

Calibration verification frequency and analysis criteria were met.

III. Blanks

Method blanks were reviewed for each matrix as applicable. No hexavalent chromium was found in the initial, continuing and preparation blanks.

IV. Matrix Spike/Matrix Spike Duplicates

Matrix spike (MS) and matrix spike duplicate (MSD) analyses were reviewed for each matrix as applicable. Percent recoveries (%R) and relative percent differences (RPD) were within QC limits.

V. Duplicates

Duplicate (DUP) sample analyses were reviewed for each matrix as applicable.

VI. Laboratory Control Samples

Laboratory control samples were reviewed for each matrix as applicable. Percent recoveries (%R) were within QC limits.

VII. Sample Result Verification

Raw data were not reviewed for this SDG.

VIII. Overall Assessment of Data

Data flags are summarized at the end of this report if data has been qualified.

IX. Field Duplicates

No field duplicates were identified in this SDG.

X. Field Blanks

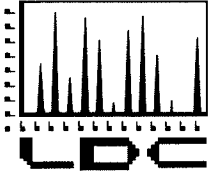
Sample EB-10-02/05/09 was identified as an equipment blank. No hexavalent chromium was found in this blank.

**NASA JPL
Hexavalent Chromium - Data Qualification Summary - SDG P0900415**

No Sample Data Qualified in this SDG

**NASA JPL
Hexavalent Chromium - Laboratory Blank Data Qualification Summary - SDG
P0900415**

No Sample Data Qualified in this SDG



LABORATORY DATA CONSULTANTS, INC.

7750 El Camino Real, Suite 2L Carlsbad, CA 92009 Phone: 760/634-0437 Fax: 760/634-0439

February 23, 2009

Battelle
505 King Avenue
Room 10-1-170
Columbus, OH 43201
ATTN: Ms. Betsy Cutie

SUBJECT: NASA JPL, Data Validation

Dear Ms. Cutie,

Enclosed is the final validation report for the fraction listed below. This SDG was received on February 13, 2009. Attachment 1 is a summary of the samples that were reviewed for each analysis.

LDC Project # 20344:

<u>SDG #</u>	<u>Fraction</u>
P0900459	Hexavalent Chromium

The data validation was performed under EPA Level III guidelines. The analyses were validated using the following documents, as applicable to each method:

- USEPA, Contract Laboratory Program National Functional Guidelines for Inorganic Data Review, October 2004
- EPA SW 846, Third Edition, Test Methods for Evaluating Solid Waste, update 1, July 1992; update IIA, August 1993; update II, September 1994; update IIB, January 1995; update III, December 1996; update IIIA, April 1998; IIIB, November 2004; Update IV, February 2007

Please feel free to contact us if you have any questions.

Sincerely,

Erlinda T. Rauto
Operations Manager/Senior Chemist

**NASA JPL
Data Validation Reports
LDC# 20344**

Hexavalent Chromium

LDC

**Laboratory Data Consultants, Inc.
Data Validation Report**

Project/Site Name: NASA JPL
Collection Date: February 9, 2009
LDC Report Date: February 19, 2009
Matrix: Water
Parameters: Hexavalent Chromium
Validation Level: EPA Level III
Laboratory: Columbia Analytical Services

Sample Delivery Group (SDG): P0900459

Sample Identification

MW-23-4
MW-23-3
MW-23-2
MW-23-1
EB-11-02/09/09
SB-01-1Q09
MW-23-3MS
MW-23-3MSD

Introduction

This data review covers 8 water samples listed on the cover sheet including dilutions and reanalysis as applicable. The analyses were per EPA SW846 Method 7196A for Hexavalent Chromium.

The review follows a modified outline of the USEPA Contract Laboratory Program National Functional Guidelines for Inorganic Data Review (October 2004) as there are no current guidelines for the methods stated above.

A qualification summary table is provided at the end of this report if data has been qualified. Flags are classified as P (protocol) or A (advisory) to indicate whether the flag is due to a laboratory deviation from a specified protocol or is of technical or advisory nature.

Blank results are summarized in Section III.

Field duplicates are summarized in Section IX.

Raw data were not reviewed for this SDG. The review was based on QC data.

The following are definitions of the data qualifiers:

- U Indicates the compound or analyte was analyzed for but not detected at or above the stated limit.
- J Indicates an estimated value.
- R Quality control indicates the data is not usable.
- N Presumptive evidence of presence of the constituent.
- UJ Indicates the compound or analyte was analyzed for but not detected. The sample detection limit is an estimated value.
- A Indicates the finding is based upon technical validation criteria.
- P Indicates the finding is related to a protocol/contractual deviation.
- None Indicates the data was not significantly impacted by the finding, therefore qualification was not required.

I. Technical Holding Times

All technical holding time requirements were met.

The chain-of-custodies were reviewed for documentation of cooler temperatures. All cooler temperatures met validation criteria.

II. Calibration

a. Initial Calibration

All criteria for the initial calibration were met.

b. Calibration Verification

Calibration verification frequency and analysis criteria were met.

III. Blanks

Method blanks were reviewed for each matrix as applicable. No hexavalent chromium was found in the initial, continuing and preparation blanks.

IV. Matrix Spike/Matrix Spike Duplicates

Matrix spike (MS) and matrix spike duplicate (MSD) analyses were reviewed for each matrix as applicable. Percent recoveries (%R) and relative percent differences (RPD) were within QC limits.

V. Duplicates

Duplicate (DUP) sample analyses were reviewed for each matrix as applicable.

VI. Laboratory Control Samples

Laboratory control samples were reviewed for each matrix as applicable. Percent recoveries (%R) were within QC limits.

VII. Sample Result Verification

Raw data were not reviewed for this SDG.

VIII. Overall Assessment of Data

Data flags are summarized at the end of this report if data has been qualified.

IX. Field Duplicates

No field duplicates were identified in this SDG.

X. Field Blanks

Sample EB-11-02/09/09 was identified as an equipment blank. No hexavalent chromium was found in this blank.

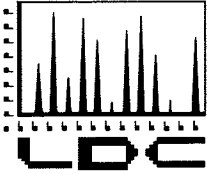
Sample SB-01-1Q09 was identified as a source blank. No hexavalent chromium was found in this blank.

**NASA JPL
Hexavalent Chromium - Data Qualification Summary - SDG P0900459**

No Sample Data Qualified in this SDG

**NASA JPL
Hexavalent Chromium - Laboratory Blank Data Qualification Summary - SDG
P0900459**

No Sample Data Qualified in this SDG



LABORATORY DATA CONSULTANTS, INC.

7750 El Camino Real, Suite 2L Carlsbad, CA 92009 Phone: 760/634-0437 Fax: 760/634-0439

Battelle
505 King Avenue
Room 10-1-170
Columbus, OH 43201
ATTN: Ms. Betsy Cutie

March 2, 2009

SUBJECT: NASA JPL, Data Validation

Dear Ms. Cutie,

Enclosed are the final validation reports for the fractions listed below. These SDGs were received on February 18, 2009. Attachment 1 is a summary of the samples that were reviewed for each analysis.

LDC Project # 20360:

<u>SDG #</u>	<u>Fraction</u>
BMI09012751, BMI09012803	Volatiles, Chromium, Perchlorate

The data validation was performed under EPA Level III and IV guidelines. The analyses were validated using the following documents, as applicable to each method:

- Methods and Guidance for the Analysis of Water, Includes EPA Series 500, 600, 1600 methods, April 1997
- USEPA, Contract Laboratory Program National Functional Guidelines for Inorganic Data Review, October 2004
- EPA SW 846, Third Edition, Test Methods for Evaluating Solid Waste, update 1, July 1992; update IIA, August 1993; update II, September 1994; update IIB, January 1995; update III, December 1996; update IIIA, April 1998; IIIB, November 2004; Update IV, February 2007

Please feel free to contact us if you have any questions.

Sincerely,

Erlinda T. Rauto
Operations Manager/Senior Chemist

**NASA JPL
Data Validation Reports
LDC# 20360**

Volatiles

LDC

Laboratory Data Consultants, Inc. Data Validation Report

Project/Site Name: NASA JPL
Collection Date: January 23 through January 26, 2009
LDC Report Date: February 27, 2009
Matrix: Water
Parameters: Volatiles
Validation Level: EPA Level III & IV
Laboratory: Alpha Analytical, Inc.
Sample Delivery Group (SDG): BMI09012751

Sample Identification

MW-14-5
MW-14-4**
MW-14-3
MW-14-2
MW-14-1
EB-02-01/26/09
TB-02-01/26/09
MW-21-5
MW-21-4
MW-21-3
MW-21-2
MW-21-1
DUPE-01-1Q09
EB-01-1/23/09
TB-01-1/23/09

**Indicates sample underwent EPA Level IV review

Introduction

This data review covers 15 water samples listed on the cover sheet including dilutions and reanalysis as applicable. The analyses were per EPA Method 524.2 for Volatiles.

This review follows a modified outline of the USEPA Contract Laboratory Program National Functional Guidelines for Organic Data Review (October 1999) as there are no current guidelines for the method stated above.

A qualification summary table is provided at the end of this report if data has been qualified. Flags are classified as P (protocol) or A (advisory) to indicate whether the flag is due to a laboratory deviation from a specified protocol or is of technical or advisory nature.

Blank results are summarized in Section V.

Field duplicates are summarized in Section XVI.

Samples indicated by a double asterisk on the front cover underwent an EPA Level IV review. An EPA Level III review was performed on all of the other samples. Raw data were not evaluated for the samples reviewed by Level III criteria since this review is based on QC data.

The following are definitions of the data qualifiers:

- U Indicates the compound or analyte was analyzed for but not detected at or above the stated limit.
- J Indicates an estimated value.
- R Quality control indicates the data is not usable.
- N Presumptive evidence of presence of the constituent.
- UU Indicates the compound or analyte was analyzed for but not detected. The sample detection limit is an estimated value.
- A Indicates the finding is based upon technical validation criteria.
- P Indicates the finding is related to a protocol/contractual deviation.
- None Indicates the data was not significantly impacted by the finding, therefore qualification was not required.

I. Technical Holding Times

All technical holding time requirements were met.

The chain-of-custodies were reviewed for documentation of cooler temperatures. All cooler temperatures met validation criteria.

II. GC/MS Instrument Performance Check

Instrument performance was checked at 12 hour intervals.

All ion abundance requirements were met.

III. Initial Calibration

Initial calibration was performed using required standard concentrations.

Percent relative standard deviations (%RSD) were less than or equal to 20.0% for selected compounds.

A curve fit, based on the initial calibration, was established for quantitation for selected compounds. The coefficient of determination (r^2) was greater than or equal to 0.990 .

IV. Continuing Calibration

Continuing calibration was performed at the required frequencies.

All of the continuing calibration percent differences (%D) between the initial calibration RRF and the continuing calibration RRF were less than or equal to 30.0% .

V. Blanks

Method blanks were reviewed for each matrix as applicable. No volatile contaminants were found in the method blanks.

VI. Surrogate Spikes

Surrogates were added to all samples and blanks as required by the method. All surrogate recoveries (%R) were within QC limits.

VII. Matrix Spike/Matrix Spike Duplicates

Matrix spike (MS) and matrix spike duplicate (MSD) analyses were not required by the method.

VIII. Laboratory Control Samples (LCS)

Laboratory control samples were reviewed for each matrix as applicable. Percent recoveries (%R) were within QC limits.

IX. Regional Quality Assurance and Quality Control

Not applicable.

X. Internal Standards

All internal standard areas and retention times were within QC limits.

XI. Target Compound Identifications

All target compound identifications were within validation criteria for samples on which an EPA Level IV review was performed. Raw data were not evaluated for the samples reviewed by Level III criteria.

XII. Compound Quantitation and CRQLs

All compound quantitation and CRQLs were within validation criteria for samples on which an EPA Level IV review was performed. Raw data were not evaluated for the samples reviewed by Level III criteria.

XIII. Tentatively Identified Compounds (TICs)

All tentatively identified compounds were within validation criteria for samples on which an EPA Level IV review was performed. Raw data were not evaluated for the samples reviewed by Level III criteria.

XIV. System Performance

The system performance was within validation criteria for samples on which an EPA Level IV review was performed. Raw data were not evaluated for the samples reviewed by Level III criteria.

XV. Overall Assessment of Data

Data flags are summarized at the end of this report if data has been qualified.

XVI. Field Duplicates

Samples MW-21-1 and DUPE-01-1Q09 were identified as field duplicates. No volatiles were detected in any of the samples with the following exceptions:

Compound	Concentration (ug/L)		RPD
	MW-21-1	DUPE-01-1 Q09	
Chloroform	0.66	0.57	15

XVII. Field Blanks

Samples TB-02-01/26/09 and TB-01-1/23/09 were identified as trip blanks. No volatile contaminants were found in these blanks.

Samples EB-02-01/26/09 and EB-01-1/23/09 were identified as equipment blanks. No volatile contaminants were found in these blanks.

NASA JPL
Volatiles - Data Qualification Summary - SDG BMI09012751

No Sample Data Qualified in this SDG

NASA JPL
Volatiles - Laboratory Blank Data Qualification Summary - SDG BMI09012751

No Sample Data Qualified in this SDG

**Laboratory Data Consultants, Inc.
Data Validation Report**

Project/Site Name: NASA JPL
Collection Date: January 27, 2009
LDC Report Date: February 27, 2009
Matrix: Water
Parameters: Volatiles
Validation Level: EPA Level III
Laboratory: Alpha Analytical, Inc.

Sample Delivery Group (SDG): BMI09012803

Sample Identification

MW-19-5
MW-19-4
MW-19-3
MW-19-2
MW-19-1
EB-03-1/27/09
TB-03-1/27/09

Introduction

This data review covers 7 water samples listed on the cover sheet including dilutions and reanalysis as applicable. The analyses were per EPA Method 524.2 for Volatiles.

This review follows a modified outline of the USEPA Contract Laboratory Program National Functional Guidelines for Organic Data Review (October 1999) as there are no current guidelines for the method stated above.

A qualification summary table is provided at the end of this report if data has been qualified. Flags are classified as P (protocol) or A (advisory) to indicate whether the flag is due to a laboratory deviation from a specified protocol or is of technical or advisory nature.

Blank results are summarized in Section V.

Field duplicates are summarized in Section XVI.

Raw data were not reviewed for this SDG. The review was based on QC data.

The following are definitions of the data qualifiers:

- U Indicates the compound or analyte was analyzed for but not detected at or above the stated limit.
- J Indicates an estimated value.
- R Quality control indicates the data is not usable.
- N Presumptive evidence of presence of the constituent.
- UJ Indicates the compound or analyte was analyzed for but not detected. The sample detection limit is an estimated value.
- A Indicates the finding is based upon technical validation criteria.
- P Indicates the finding is related to a protocol/contractual deviation.
- None Indicates the data was not significantly impacted by the finding, therefore qualification was not required.

I. Technical Holding Times

All technical holding time requirements were met.

The chain-of-custodies were reviewed for documentation of cooler temperatures. All cooler temperatures met validation criteria.

II. GC/MS Instrument Performance Check

Instrument performance was checked at 12 hour intervals.

All ion abundance requirements were met.

III. Initial Calibration

Initial calibration was performed using required standard concentrations.

Percent relative standard deviations (%RSD) were less than or equal to 20.0% for selected compounds.

A curve fit, based on the initial calibration, was established for quantitation for selected compounds. The coefficient of determination (r^2) was greater than or equal to 0.990 .

IV. Continuing Calibration

Continuing calibration was performed at the required frequencies.

All of the continuing calibration percent differences (%D) between the initial calibration RRF and the continuing calibration RRF were less than or equal to 30.0% .

V. Blanks

Method blanks were reviewed for each matrix as applicable. No volatile contaminants were found in the method blanks.

VI. Surrogate Spikes

Surrogates were added to all samples and blanks as required by the method. All surrogate recoveries (%R) were within QC limits.

VII. Matrix Spike/Matrix Spike Duplicates

Matrix spike (MS) and matrix spike duplicate (MSD) analyses were not required by the method.

VIII. Laboratory Control Samples (LCS)

Laboratory control samples were reviewed for each matrix as applicable. Percent recoveries (%R) were within QC limits.

IX. Regional Quality Assurance and Quality Control

Not applicable.

X. Internal Standards

All internal standard areas and retention times were within QC limits.

XI. Target Compound Identifications

Raw data were not reviewed for this SDG.

XII. Compound Quantitation and CRQLs

Raw data were not reviewed for this SDG.

XIII. Tentatively Identified Compounds (TICs)

Raw data were not reviewed for this SDG.

XIV. System Performance

Raw data were not reviewed for this SDG.

XV. Overall Assessment of Data

Data flags are summarized at the end of this report if data has been qualified.

XVI. Field Duplicates

No field duplicates were identified in this SDG.

XVII. Field Blanks

Sample TB-03-1/27/09 was identified as a trip blank. No volatile contaminants were found in this blank.

Sample EB-03-1/27/09 was identified as an equipment blank. No volatile contaminants were found in this blank.

NASA JPL
Volatiles - Data Qualification Summary - SDG BMI09012803

No Sample Data Qualified in this SDG

NASA JPL
Volatiles - Laboratory Blank Data Qualification Summary - SDG BMI09012803

No Sample Data Qualified in this SDG

**NASA JPL
Data Validation Reports
LDC# 20360**

Chromium

LDC

**Laboratory Data Consultants, Inc.
Data Validation Report**

Project/Site Name: NASA JPL
Collection Date: January 23 through January 26, 2009
LDC Report Date: February 26, 2009
Matrix: Water
Parameters: Chromium
Validation Level: EPA Level III
Laboratory: Alpha Analytical, Inc.

Sample Delivery Group (SDG): BMI09012751

Sample Identification

MW-14-3
MW-14-2
MW-14-1
EB-02-01/26/09
MW-21-5
MW-21-4
MW-21-3
MW-21-2
MW-21-1
DUPE-01-1Q09
EB-01-1/23/09
MW-14-3MS
MW-14-3MSD

Introduction

This data review covers 13 water samples listed on the cover sheet including dilutions and reanalysis as applicable. The analyses were per EPA Method 200.8 for Chromium.

The review follows a modified outline of the USEPA Contract Laboratory Program National Functional Guidelines for Inorganic Data Review (October 2004) as there are no current guidelines for the method stated above.

A qualification summary table is provided at the end of this report if data has been qualified. Flags are classified as P (protocol) or A (advisory) to indicate whether the flag is due to a laboratory deviation from a specified protocol or is of technical or advisory nature.

Blanks are summarized in Section III.

Field duplicates are summarized in Section XIII.

Raw data were not reviewed for this SDG. The review was based on QC data.

The following are definitions of the data qualifiers:

- U Indicates the compound or analyte was analyzed for but not detected at or above the stated limit.
- J Indicates an estimated value.
- R Quality control indicates the data is not usable.
- N Presumptive evidence of presence of the constituent.
- UJ Indicates the compound or analyte was analyzed for but not detected. The sample detection limit is an estimated value.
- A Indicates the finding is based upon technical validation criteria.
- P Indicates the finding is related to a protocol/contractual deviation.
- None Indicates the data was not significantly impacted by the finding, therefore qualification was not required.

I. Technical Holding Times

All technical holding time requirements were met.

The chain-of-custodies were reviewed for documentation of cooler temperatures. All cooler temperatures met validation criteria.

II. Calibration

An initial calibration was performed.

The frequency and analysis criteria of the initial calibration verification (ICV) and continuing calibration verification (CCV) were met.

III. Blanks

Method blanks were reviewed for each matrix as applicable. No chromium was found in the initial, continuing and preparation blanks.

IV. ICP Interference Check Sample (ICS) Analysis

The frequency of analysis was met.

The criteria for analysis were met.

V. Matrix Spike Analysis

Matrix spike (MS) and matrix spike duplicate (MSD) samples were reviewed for each matrix as applicable. Percent recoveries (%R) and relative percent differences (RPD) were within QC limits.

VI. Duplicate Sample Analysis

Duplicate sample analyses were reviewed for each matrix as applicable.

VII. Laboratory Control Samples (LCS)

Laboratory control samples were reviewed for each matrix as applicable. Percent recoveries (%R) were within QC limits.

VIII. Internal Standards

Raw data were not reviewed for this SDG.

IX. Furnace Atomic Absorption QC

Graphite furnace atomic absorption was not utilized in this SDG.

X. ICP Serial Dilution

ICP serial dilution was not performed for this SDG.

XI. Sample Result Verification

Raw data were not reviewed for this SDG.

XII. Overall Assessment of Data

Data flags are summarized at the end of this report if data has been qualified.

XIII. Field Duplicates

Samples MW-21-1 and DUPE-01-1Q09 were identified as field duplicates. No chromium was detected in any of the samples.

XIV. Field Blanks

Samples EB-02-01/26/09 and EB-01-1/23/09 were identified as equipment blanks. No chromium was found in these blanks.

**NASA JPL
Chromium - Data Qualification Summary - SDG BMI09012751**

No Sample Data Qualified in this SDG

**NASA JPL
Chromium - Laboratory Blank Data Qualification Summary - SDG BMI09012751**

No Sample Data Qualified in this SDG

**NASA JPL
Data Validation Reports
LDC# 20360**

Perchlorate

LDC

**Laboratory Data Consultants, Inc.
Data Validation Report**

Project/Site Name: NASA JPL
Collection Date: January 23 through January 26, 2009
LDC Report Date: February 26, 2009
Matrix: Water
Parameters: Perchlorate
Validation Level: EPA Level III & IV
Laboratory: Alpha Analytical, Inc.
Sample Delivery Group (SDG): BMI09012751

Sample Identification

MW-14-5
MW-14-4**
MW-14-3
MW-14-2
MW-14-1
EB-02-01/26/09
MW-21-5
MW-21-4
MW-21-3
MW-21-2
MW-21-1
DUPE-01-1Q09
EB-01-1/23/09
MW-14-4MS
MW-14-4MSD

**Indicates sample underwent EPA Level IV review

Introduction

This data review covers 15 water samples listed on the cover sheet including dilutions and reanalysis as applicable. The analyses were per EPA Method 314.0 for Perchlorate.

The review follows a modified outline of the USEPA Contract Laboratory Program National Functional Guidelines for Inorganic Data Review (October 2004) as there are no current guidelines for the methods stated above.

A qualification summary table is provided at the end of this report if data has been qualified. Flags are classified as P (protocol) or A (advisory) to indicate whether the flag is due to a laboratory deviation from a specified protocol or is of technical or advisory nature.

Blank results are summarized in Section III.

Field duplicates are summarized in Section IX.

Samples indicated by a double asterisk on the front cover underwent an EPA Level IV review. An EPA Level III review was performed on all of the other samples. Raw data were not evaluated for the samples reviewed by Level III criteria since this review is based on QC data.

The following are definitions of the data qualifiers:

- U Indicates the compound or analyte was analyzed for but not detected at or above the stated limit.
- J Indicates an estimated value.
- R Quality control indicates the data is not usable.
- N Presumptive evidence of presence of the constituent.
- UJ Indicates the compound or analyte was analyzed for but not detected. The sample detection limit is an estimated value.
- A Indicates the finding is based upon technical validation criteria.
- P Indicates the finding is related to a protocol/contractual deviation.
- None Indicates the data was not significantly impacted by the finding, therefore qualification was not required.

I. Technical Holding Times

All technical holding time requirements were met.

The chain-of-custodies were reviewed for documentation of cooler temperatures. All cooler temperatures met validation criteria.

II. Calibration

a. Initial Calibration

All criteria for the initial calibration were met.

b. Calibration Verification

Calibration verification frequency and analysis criteria were met.

III. Blanks

Method blanks were reviewed for each matrix as applicable. No perchlorate was found in the initial, continuing and preparation blanks.

IV. Matrix Spike/Matrix Spike Duplicates

Matrix spike (MS) and matrix spike duplicate (MSD) analyses were reviewed for each matrix as applicable. Percent recoveries (%R) and relative percent differences (RPD) were within QC limits.

V. Duplicates

Duplicate (DUP) sample analyses were reviewed for each matrix as applicable.

VI. Laboratory Control Samples

Laboratory control samples were reviewed for each matrix as applicable. Percent recoveries (%R) were within QC limits.

VII. Sample Result Verification

All sample result verifications were acceptable for samples on which an EPA Level IV review was performed. Raw data were not evaluated for the samples reviewed by Level III criteria.

VIII. Overall Assessment of Data

Data flags are summarized at the end of this report if data has been qualified.

IX. Field Duplicates

Samples MW-21-1 and DUPE-01-1Q09 were identified as field duplicates. No perchlorate was detected in any of the samples with the following exceptions:

Analyte	Concentration (ug/L)		RPD
	MW-21-1	DUPE-01-1Q09	
Perchlorate	2.72	3.04	11

X. Field Blanks

Samples EB-02-01/26/09 and EB-01-1/23/09 were identified as equipment blanks. No perchlorate was found in these blanks.

NASA JPL

Perchlorate - Data Qualification Summary - SDG BMI09012751

No Sample Data Qualified in this SDG

NASA JPL

Perchlorate - Laboratory Blank Data Qualification Summary - SDG BMI09012751

No Sample Data Qualified in this SDG

**Laboratory Data Consultants, Inc.
Data Validation Report**

Project/Site Name: NASA JPL
Collection Date: January 27, 2009
LDC Report Date: February 26, 2009
Matrix: Water
Parameters: Perchlorate
Validation Level: EPA Level III
Laboratory: Alpha Analytical, Inc.

Sample Delivery Group (SDG): BMI09012803

Sample Identification

MW-19-5
MW-19-4
MW-19-3
MW-19-2
MW-19-1
EB-03-1/27/09

Introduction

This data review covers 6 water samples listed on the cover sheet including dilutions and reanalysis as applicable. The analyses were per EPA Method 314.0 for Perchlorate.

The review follows a modified outline of the USEPA Contract Laboratory Program National Functional Guidelines for Inorganic Data Review (October 2004) as there are no current guidelines for the methods stated above.

A qualification summary table is provided at the end of this report if data has been qualified. Flags are classified as P (protocol) or A (advisory) to indicate whether the flag is due to a laboratory deviation from a specified protocol or is of technical or advisory nature.

Blank results are summarized in Section III.

Field duplicates are summarized in Section IX.

Raw data were not reviewed for this SDG. The review was based on QC data.

The following are definitions of the data qualifiers:

- U Indicates the compound or analyte was analyzed for but not detected at or above the stated limit.
- J Indicates an estimated value.
- R Quality control indicates the data is not usable.
- N Presumptive evidence of presence of the constituent.
- UJ Indicates the compound or analyte was analyzed for but not detected. The sample detection limit is an estimated value.
- A Indicates the finding is based upon technical validation criteria.
- P Indicates the finding is related to a protocol/contractual deviation.
- None Indicates the data was not significantly impacted by the finding, therefore qualification was not required.

I. Technical Holding Times

All technical holding time requirements were met.

The chain-of-custodies were reviewed for documentation of cooler temperatures. All cooler temperatures met validation criteria.

II. Calibration

a. Initial Calibration

All criteria for the initial calibration were met.

b. Calibration Verification

Calibration verification frequency and analysis criteria were met.

III. Blanks

Method blanks were reviewed for each matrix as applicable. No perchlorate was found in the initial, continuing and preparation blanks.

IV. Matrix Spike/Matrix Spike Duplicates

Matrix spike (MS) and matrix spike duplicate (MSD) analyses were reviewed for each matrix as applicable. Percent recoveries (%R) and relative percent differences (RPD) were within QC limits.

V. Duplicates

Duplicate (DUP) sample analyses were reviewed for each matrix as applicable.

VI. Laboratory Control Samples

Laboratory control samples were reviewed for each matrix as applicable. Percent recoveries (%R) were within QC limits.

VII. Sample Result Verification

Raw data were not reviewed for this SDG.

VIII. Overall Assessment of Data

Data flags are summarized at the end of this report if data has been qualified.

IX. Field Duplicates

No field duplicates were identified in this SDG.

X. Field Blanks

Sample EB-03-1/27/09 was identified as an equipment blank. No perchlorate was found in this blank.

NASA JPL

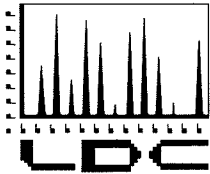
Perchlorate - Data Qualification Summary - SDG BMI09012803

No Sample Data Qualified in this SDG

NASA JPL

Perchlorate - Laboratory Blank Data Qualification Summary - SDG BMI09012803

No Sample Data Qualified in this SDG



LABORATORY DATA CONSULTANTS, INC.

7750 El Camino Real, Suite 2L Carlsbad, CA 92009 Phone: 760/634-0437 Fax: 760/634-0439

Battelle
505 King Avenue
Room 10-1-170
Columbus, OH 43201
ATTN: Ms. Betsy Cutie

February 27, 2009

SUBJECT: NASA JPL, Data Validation

Dear Ms. Cutie,

Enclosed is the final validation report for the fraction listed below. This SDG was received on February 19, 2009. Attachment 1 is a summary of the samples that were reviewed for each analysis.

LDC Project # 20362:

<u>SDG #</u>	<u>Fraction</u>
P0900507	Hexavalent Chromium

The data validation was performed under EPA Level III and IV guidelines. The analyses were validated using the following documents, as applicable to each method:

- USEPA, Contract Laboratory Program National Functional Guidelines for Inorganic Data Review, October 2004
- EPA SW 846, Third Edition, Test Methods for Evaluating Solid Waste, update 1, July 1992; update IIA, August 1993; update II, September 1994; update IIB, January 1995; update III, December 1996; update IIIA, April 1998; IIIB, November 2004; Update IV, February 2007

Please feel free to contact us if you have any questions.

Sincerely,

Erlinda T. Rauto
Operations Manager/Senior Chemist

**NASA JPL
Data Validation Reports
LDC# 20362**

Hexavalent Chromium

**Laboratory Data Consultants, Inc.
Data Validation Report**

Project/Site Name: NASA JPL
Collection Date: February 12, 2009
LDC Report Date: February 25, 2009
Matrix: Water
Parameters: Hexavalent Chromium
Validation Level: EPA Level III & IV
Laboratory: Columbia Analytical Services
Sample Delivery Group (SDG): P0900507

Sample Identification

MW-10**
MW-15
DUPE-07-1Q09**
MW-6
MW-15MS
MW-15MSD

**Indicates sample underwent EPA Level IV review

Introduction

This data review covers 6 water samples listed on the cover sheet including dilutions and reanalysis as applicable. The analyses were per EPA SW846 Method 7196A for Hexavalent Chromium.

The review follows a modified outline of the USEPA Contract Laboratory Program National Functional Guidelines for Inorganic Data Review (October 2004) as there are no current guidelines for the methods stated above.

A qualification summary table is provided at the end of this report if data has been qualified. Flags are classified as P (protocol) or A (advisory) to indicate whether the flag is due to a laboratory deviation from a specified protocol or is of technical or advisory nature.

Blank results are summarized in Section III.

Field duplicates are summarized in Section IX.

Samples indicated by a double asterisk on the front cover underwent an EPA Level IV review. An EPA Level III review was performed on all of the other samples. Raw data were not evaluated for the samples reviewed by Level III criteria since this review is based on QC data.

The following are definitions of the data qualifiers:

- U Indicates the compound or analyte was analyzed for but not detected at or above the stated limit.
- J Indicates an estimated value.
- R Quality control indicates the data is not usable.
- N Presumptive evidence of presence of the constituent.
- UJ Indicates the compound or analyte was analyzed for but not detected. The sample detection limit is an estimated value.
- A Indicates the finding is based upon technical validation criteria.
- P Indicates the finding is related to a protocol/contractual deviation.
- None Indicates the data was not significantly impacted by the finding, therefore qualification was not required.

I. Technical Holding Times

All technical holding time requirements were met.

The chain-of-custodies were reviewed for documentation of cooler temperatures. All cooler temperatures met validation criteria.

II. Calibration

a. Initial Calibration

All criteria for the initial calibration were met.

b. Calibration Verification

Calibration verification frequency and analysis criteria were met.

III. Blanks

Method blanks were reviewed for each matrix as applicable. No hexavalent chromium was found in the initial, continuing and preparation blanks.

IV. Matrix Spike/Matrix Spike Duplicates

Matrix spike (MS) and matrix spike duplicate (MSD) analyses were reviewed for each matrix as applicable. Percent recoveries (%R) and relative percent differences (RPD) were within QC limits.

V. Duplicates

Duplicate (DUP) sample analyses were reviewed for each matrix as applicable.

VI. Laboratory Control Samples

Laboratory control samples were reviewed for each matrix as applicable. Percent recoveries (%R) were within QC limits.

VII. Sample Result Verification

All sample result verifications were acceptable for samples on which an EPA Level IV review was performed. Raw data were not evaluated for the samples reviewed by Level III criteria.

VIII. Overall Assessment of Data

Data flags are summarized at the end of this report if data has been qualified.

IX. Field Duplicates

Samples MW-10** and DUPE-07-1Q09** were identified as field duplicates. No hexavalent chromium was detected in any of the samples.

X. Field Blanks

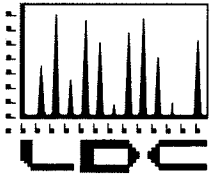
No field blanks were identified in this SDG.

**NASA JPL
Hexavalent Chromium - Data Qualification Summary - SDG P0900507**

No Sample Data Qualified in this SDG

**NASA JPL
Hexavalent Chromium - Laboratory Blank Data Qualification Summary - SDG
P0900507**

No Sample Data Qualified in this SDG



LABORATORY DATA CONSULTANTS, INC.

7750 El Camino Real, Suite 2L Carlsbad, CA 92009 Phone: 760/634-0437 Fax: 760/634-0439

Battelle
505 King Avenue
Room 10-1-170
Columbus, OH 43201
ATTN: Ms. Betsy Cutie

March 4, 2009

SUBJECT: NASA JPL, Data Validation

Dear Ms. Cutie,

Enclosed are the final validation reports for the fractions listed below. These SDGs were received on February 19, 2009. Attachment 1 is a summary of the samples that were reviewed for each analysis.

LDC Project # 20368:

<u>SDG #</u>	<u>Fraction</u>
BMI09012942, BMI09013053	Volatiles, Chromium, Perchlorate

The data validation was performed under EPA Level III and Level IV guidelines. The analyses were validated using the following documents, as applicable to each method:

- USEPA, Contract Laboratory Program National Functional Guidelines for Organic Data Review, October 1999
- USEPA, Contract Laboratory Program National Functional Guidelines for Inorganic Data Review, October 2004
- EPA SW 846, Third Edition, Test Methods for Evaluating Solid Waste, update 1, July 1992; update IIA, August 1993; update II, September 1994; update IIB, January 1995; update III, December 1996; update IIIA, April 1998; IIIB, November 2004; Update IV, February 2007

Please feel free to contact us if you have any questions.

Sincerely,

Erlinda T. Rauto
Operations Manager/Senior Chemist

**NASA JPL
Data Validation Reports
LDC# 20368**

Volatiles

LDC

**Laboratory Data Consultants, Inc.
Data Validation Report**

Project/Site Name: NASA JPL
Collection Date: January 28, 2009
LDC Report Date: March 2, 2009
Matrix: Water
Parameters: Volatiles
Validation Level: EPA Level III & IV
Laboratory: Alpha Analytical, Inc.

Sample Delivery Group (SDG): BMI09012942

Sample Identification

MW-17-4
MW-17-3
MW-17-2**
MW-18-5
MW-18-4
MW-18-3
MW-18-2**
EB-04-01/28/09
TB-04/01/28/09
MW-17-2MS
MW-17-2MSD

**Indicates sample underwent EPA Level IV review

Introduction

This data review covers 11 water samples listed on the cover sheet including dilutions and reanalysis as applicable. The analyses were per EPA Method 524.2 for Volatiles.

This review follows a modified outline of the USEPA Contract Laboratory Program National Functional Guidelines for Organic Data Review (October 1999) as there are no current guidelines for the method stated above.

A qualification summary table is provided at the end of this report if data has been qualified. Flags are classified as P (protocol) or A (advisory) to indicate whether the flag is due to a laboratory deviation from a specified protocol or is of technical or advisory nature.

Blank results are summarized in Section V.

Field duplicates are summarized in Section XVI.

Samples indicated by a double asterisk on the front cover underwent an EPA Level IV review. An EPA Level III review was performed on all of the other samples. Raw data were not evaluated for the samples reviewed by Level III criteria since this review is based on QC data.

The following are definitions of the data qualifiers:

- U Indicates the compound or analyte was analyzed for but not detected at or above the stated limit.
- J Indicates an estimated value.
- R Quality control indicates the data is not usable.
- N Presumptive evidence of presence of the constituent.
- UJ Indicates the compound or analyte was analyzed for but not detected. The sample detection limit is an estimated value.
- A Indicates the finding is based upon technical validation criteria.
- P Indicates the finding is related to a protocol/contractual deviation.
- None Indicates the data was not significantly impacted by the finding, therefore qualification was not required.

I. Technical Holding Times

All technical holding time requirements were met.

The chain-of-custodies were reviewed for documentation of cooler temperatures. All cooler temperatures met validation criteria.

II. GC/MS Instrument Performance Check

Instrument performance was checked at 12 hour intervals.

All ion abundance requirements were met.

III. Initial Calibration

Initial calibration was performed using required standard concentrations.

Percent relative standard deviations (%RSD) were less than or equal to 20.0% for selected compounds.

A curve fit, based on the initial calibration, was established for quantitation for selected compounds. The coefficient of determination (r^2) was greater than or equal to 0.990 .

IV. Continuing Calibration

Continuing calibration was performed at the required frequencies.

All of the continuing calibration percent differences (%D) between the initial calibration RRF and the continuing calibration RRF were less than or equal to 30.0% .

V. Blanks

Method blanks were reviewed for each matrix as applicable. No volatile contaminants were found in the method blanks.

VI. Surrogate Spikes

Surrogates were added to all samples and blanks as required by the method. All surrogate recoveries (%R) were within QC limits.

VII. Matrix Spike/Matrix Spike Duplicates

Matrix spike (MS) and matrix spike duplicate (MSD) samples were reviewed for each matrix as applicable. Percent recoveries (%R) and relative percent differences (RPD) were within QC limits.

VIII. Laboratory Control Samples (LCS)

Laboratory control samples were reviewed for each matrix as applicable. Percent recoveries (%R) were within QC limits.

IX. Regional Quality Assurance and Quality Control

Not applicable.

X. Internal Standards

All internal standard areas and retention times were within QC limits.

XI. Target Compound Identifications

All target compound identifications were within validation criteria for samples on which an EPA Level IV review was performed. Raw data were not evaluated for the samples reviewed by Level III criteria.

XII. Compound Quantitation and CRQLs

All compound quantitation and CRQLs were within validation criteria for samples on which an EPA Level IV review was performed. Raw data were not evaluated for the samples reviewed by Level III criteria.

XIII. Tentatively Identified Compounds (TICs)

All tentatively identified compounds were within validation criteria for samples on which an EPA Level IV review was performed. Raw data were not evaluated for the samples reviewed by Level III criteria.

XIV. System Performance

The system performance was within validation criteria for samples on which an EPA Level IV review was performed. Raw data were not evaluated for the samples reviewed by Level III criteria.

XV. Overall Assessment of Data

Data flags are summarized at the end of this report if data has been qualified.

XVI. Field Duplicates

No field duplicates were identified in this SDG.

XVII. Field Blanks

Sample TB-04/01/28/09 was identified as a trip blank. No volatile contaminants were found in this blank.

Sample EB-04-01/28/09 was identified as an equipment blank. No volatile contaminants were found in this blank.

NASA JPL
Volatiles - Data Qualification Summary - SDG BMI09012942

No Sample Data Qualified in this SDG

NASA JPL
Volatiles - Laboratory Blank Data Qualification Summary - SDG BMI09012942

No Sample Data Qualified in this SDG

**Laboratory Data Consultants, Inc.
Data Validation Report**

Project/Site Name: NASA JPL
Collection Date: January 29, 2009
LDC Report Date: March 2, 2009
Matrix: Water
Parameters: Volatiles
Validation Level: EPA Level III
Laboratory: Alpha Analytical, Inc.

Sample Delivery Group (SDG): BMI09013053

Sample Identification

MW-26-2
MW-26-1
MW-25-5
MW-25-4
MW-25-3
MW-25-2
MW-25-1
DUPE-02-1Q09
EB-05-1-29-09
TB-05-1-29-09

Introduction

This data review covers 10 water samples listed on the cover sheet including dilutions and reanalysis as applicable. The analyses were per EPA Method 524.2 for Volatiles.

This review follows a modified outline of the USEPA Contract Laboratory Program National Functional Guidelines for Organic Data Review (October 1999) as there are no current guidelines for the method stated above.

A qualification summary table is provided at the end of this report if data has been qualified. Flags are classified as P (protocol) or A (advisory) to indicate whether the flag is due to a laboratory deviation from a specified protocol or is of technical or advisory nature.

Blank results are summarized in Section V.

Field duplicates are summarized in Section XVI.

Raw data were not reviewed for this SDG. The review was based on QC data.

The following are definitions of the data qualifiers:

- U Indicates the compound or analyte was analyzed for but not detected at or above the stated limit.
- J Indicates an estimated value.
- R Quality control indicates the data is not usable.
- N Presumptive evidence of presence of the constituent.
- UJ Indicates the compound or analyte was analyzed for but not detected. The sample detection limit is an estimated value.
- A Indicates the finding is based upon technical validation criteria.
- P Indicates the finding is related to a protocol/contractual deviation.
- None Indicates the data was not significantly impacted by the finding, therefore qualification was not required.

I. Technical Holding Times

All technical holding time requirements were met.

The chain-of-custodies were reviewed for documentation of cooler temperatures. All cooler temperatures met validation criteria.

II. GC/MS Instrument Performance Check

Instrument performance was checked at 12 hour intervals.

All ion abundance requirements were met.

III. Initial Calibration

Initial calibration was performed using required standard concentrations.

Percent relative standard deviations (%RSD) were less than or equal to 20.0% for selected compounds.

A curve fit, based on the initial calibration, was established for quantitation for selected compounds. The coefficient of determination (r^2) was greater than or equal to 0.990 .

IV. Continuing Calibration

Continuing calibration was performed at the required frequencies.

All of the continuing calibration percent differences (%D) between the initial calibration RRF and the continuing calibration RRF were less than or equal to 30.0% .

V. Blanks

Method blanks were reviewed for each matrix as applicable. No volatile contaminants were found in the method blanks.

VI. Surrogate Spikes

Surrogates were added to all samples and blanks as required by the method. All surrogate recoveries (%R) were within QC limits.

VII. Matrix Spike/Matrix Spike Duplicates

Matrix spike (MS) and matrix spike duplicate (MSD) samples were reviewed for each matrix as applicable. Percent recoveries (%R) and relative percent differences (RPD) were within QC limits.

VIII. Laboratory Control Samples (LCS)

Laboratory control samples were reviewed for each matrix as applicable. Percent recoveries (%R) were within QC limits.

IX. Regional Quality Assurance and Quality Control

Not applicable.

X. Internal Standards

All internal standard areas and retention times were within QC limits.

XI. Target Compound Identifications

Raw data were not reviewed for this SDG.

XII. Compound Quantitation and CRQLs

Raw data were not reviewed for this SDG.

XIII. Tentatively Identified Compounds (TICs)

Raw data were not reviewed for this SDG.

XIV. System Performance

Raw data were not reviewed for this SDG.

XV. Overall Assessment of Data

Data flags are summarized at the end of this report if data has been qualified.

XVI. Field Duplicates

Samples MW-25-1 and DUPE-02-1Q09 were identified as field duplicates. No volatiles were detected in any of the samples.

XVII. Field Blanks

Sample TB-05-1-29-09 was identified as a trip blank. No volatile contaminants were found in this blank.

Sample EB-05-1-29-09 was identified as an equipment blank. No volatile contaminants were found in this blank.

NASA JPL
Volatiles - Data Qualification Summary - SDG BMI09013053

No Sample Data Qualified in this SDG

NASA JPL
Volatiles - Laboratory Blank Data Qualification Summary - SDG BMI09013053

No Sample Data Qualified in this SDG

**NASA JPL
Data Validation Reports
LDC# 20368**

Chromium

LDC

**Laboratory Data Consultants, Inc.
Data Validation Report**

Project/Site Name: NASA JPL
Collection Date: January 28, 2009
LDC Report Date: March 2, 2009
Matrix: Water
Parameters: Chromium
Validation Level: EPA Level III & IV
Laboratory: Alpha Analytical, Inc.

Sample Delivery Group (SDG): BMI09012942

Sample Identification

MW-17-4
MW-17-3
MW-17-2**
MW-18-4
MW-18-3
MW-18-2**
EB-04-01/28/09

**Indicates sample underwent EPA Level IV review

Introduction

This data review covers 7 water samples listed on the cover sheet including dilutions and reanalysis as applicable. The analyses were per EPA Method 200.8 for Chromium.

The review follows a modified outline of the USEPA Contract Laboratory Program National Functional Guidelines for Inorganic Data Review (October 2004) as there are no current guidelines for the method stated above.

A qualification summary table is provided at the end of this report if data has been qualified. Flags are classified as P (protocol) or A (advisory) to indicate whether the flag is due to a laboratory deviation from a specified protocol or is of technical or advisory nature.

Blanks are summarized in Section III.

Field duplicates are summarized in Section XIII.

Samples indicated by a double asterisk on the front cover underwent an EPA Level IV review. An EPA Level III review was performed on all of the other samples. Raw data were not evaluated for the samples reviewed by Level III criteria since this review is based on QC data.

The following are definitions of the data qualifiers:

- U Indicates the compound or analyte was analyzed for but not detected at or above the stated limit.
- J Indicates an estimated value.
- R Quality control indicates the data is not usable.
- N Presumptive evidence of presence of the constituent.
- UJ Indicates the compound or analyte was analyzed for but not detected. The sample detection limit is an estimated value.
- A Indicates the finding is based upon technical validation criteria.
- P Indicates the finding is related to a protocol/contractual deviation.
- None Indicates the data was not significantly impacted by the finding, therefore qualification was not required.

I. Technical Holding Times

All technical holding time requirements were met.

The chain-of-custodies were reviewed for documentation of cooler temperatures. All cooler temperatures met validation criteria.

II. Calibration

An initial calibration was performed.

The frequency and analysis criteria of the initial calibration verification (ICV) and continuing calibration verification (CCV) were met.

III. Blanks

Method blanks were reviewed for each matrix as applicable. No chromium was found in the initial, continuing and preparation blanks.

IV. ICP Interference Check Sample (ICS) Analysis

The frequency of analysis was met.

The criteria for analysis were met.

V. Matrix Spike Analysis

Matrix spike (MS) and matrix spike duplicate (MSD) samples were reviewed for each matrix as applicable. Percent recoveries (%R) and relative percent differences (RPD) were within QC limits.

VI. Duplicate Sample Analysis

Duplicate sample analyses were reviewed for each matrix as applicable.

VII. Laboratory Control Samples (LCS)

Laboratory control samples were reviewed for each matrix as applicable. Percent recoveries (%R) were within QC limits.

VIII. Internal Standards

All internal standard percent recoveries (%R) were within QC limits for samples on which an EPA Level IV review was performed. Raw data were not evaluated for the samples reviewed by Level III criteria.

IX. Furnace Atomic Absorption QC

Graphite furnace atomic absorption was not utilized in this SDG.

X. ICP Serial Dilution

ICP serial dilution was not performed for this SDG.

XI. Sample Result Verification

All sample result verifications were acceptable for samples on which an EPA Level IV review was performed. Raw data were not evaluated for the samples reviewed by Level III criteria.

XII. Overall Assessment of Data

Data flags are summarized at the end of this report if data has been qualified.

XIII. Field Duplicates

No field duplicates were identified in this SDG.

XIV. Field Blanks

Sample EB-04-01/28/09 was identified as an equipment blank. No chromium was found in this blank.

NASA JPL
Chromium - Data Qualification Summary - SDG BMI09012942

No Sample Data Qualified in this SDG

NASA JPL
Chromium - Laboratory Blank Data Qualification Summary - SDG BMI09012942

No Sample Data Qualified in this SDG

**Laboratory Data Consultants, Inc.
Data Validation Report**

Project/Site Name: NASA JPL
Collection Date: January 29, 2009
LDC Report Date: March 2, 2009
Matrix: Water
Parameters: Chromium
Validation Level: EPA Level III
Laboratory: Alpha Analytical, Inc.

Sample Delivery Group (SDG): BMI09013053

Sample Identification

MW-26-2
MW-26-1
MW-25-5
MW-25-4
MW-25-3
MW-25-2
MW-25-1
DUPE-02-1Q09
EB-05-1-29-09
MW-26-2MS
MW-26-2MSD

Introduction

This data review covers 11 water samples listed on the cover sheet including dilutions and reanalysis as applicable. The analyses were per EPA Method 200.8 for Chromium.

The review follows a modified outline of the USEPA Contract Laboratory Program National Functional Guidelines for Inorganic Data Review (October 2004) as there are no current guidelines for the method stated above.

A qualification summary table is provided at the end of this report if data has been qualified. Flags are classified as P (protocol) or A (advisory) to indicate whether the flag is due to a laboratory deviation from a specified protocol or is of technical or advisory nature.

Blanks are summarized in Section III.

Field duplicates are summarized in Section XIII.

Raw data were not reviewed for this SDG. The review was based on QC data.

The following are definitions of the data qualifiers:

- U Indicates the compound or analyte was analyzed for but not detected at or above the stated limit.
- J Indicates an estimated value.
- R Quality control indicates the data is not usable.
- N Presumptive evidence of presence of the constituent.
- UJ Indicates the compound or analyte was analyzed for but not detected. The sample detection limit is an estimated value.
- A Indicates the finding is based upon technical validation criteria.
- P Indicates the finding is related to a protocol/contractual deviation.
- None Indicates the data was not significantly impacted by the finding, therefore qualification was not required.

I. Technical Holding Times

All technical holding time requirements were met.

The chain-of-custodies were reviewed for documentation of cooler temperatures. All cooler temperatures met validation criteria.

II. Calibration

An initial calibration was performed.

The frequency and analysis criteria of the initial calibration verification (ICV) and continuing calibration verification (CCV) were met.

III. Blanks

Method blanks were reviewed for each matrix as applicable. No chromium was found in the initial, continuing and preparation blanks.

IV. ICP Interference Check Sample (ICS) Analysis

The frequency of analysis was met.

The criteria for analysis were met.

V. Matrix Spike Analysis

Matrix spike (MS) and matrix spike duplicate (MSD) samples were reviewed for each matrix as applicable. Percent recoveries (%R) and relative percent differences (RPD) were within QC limits.

VI. Duplicate Sample Analysis

Duplicate sample analyses were reviewed for each matrix as applicable.

VII. Laboratory Control Samples (LCS)

Laboratory control samples were reviewed for each matrix as applicable. Percent recoveries (%R) were within QC limits.

VIII. Internal Standards

Raw data were not reviewed for this SDG.

IX. Furnace Atomic Absorption QC

Graphite furnace atomic absorption was not utilized in this SDG.

X. ICP Serial Dilution

ICP serial dilution was not performed for this SDG.

XI. Sample Result Verification

Raw data were not reviewed for this SDG.

XII. Overall Assessment of Data

Data flags are summarized at the end of this report if data has been qualified.

XIII. Field Duplicates

Samples MW-25-1 and DUPE-02-1Q09 were identified as field duplicates. No chromium was detected in any of the samples.

XIV. Field Blanks

Sample EB-05-1-29-09 was identified as an equipment blank. No chromium was found in this blank.

**NASA JPL
Chromium - Data Qualification Summary - SDG BMI09013053**

No Sample Data Qualified in this SDG

**NASA JPL
Chromium - Laboratory Blank Data Qualification Summary - SDG BMI09013053**

No Sample Data Qualified in this SDG

**NASA JPL
Data Validation Reports
LDC# 20368**

Perchlorate

LDC

**Laboratory Data Consultants, Inc.
Data Validation Report**

Project/Site Name: NASA JPL
Collection Date: January 28, 2009
LDC Report Date: March 2, 2009
Matrix: Water
Parameters: Perchlorate
Validation Level: EPA Level III & IV
Laboratory: Alpha Analytical, Inc.
Sample Delivery Group (SDG): BMI09012942

Sample Identification

MW-17-4
MW-17-3
MW-17-2**
MW-18-5
MW-18-4
MW-18-3
MW-18-2**
EB-04-01/28/09
MW-17-2MS
MW-17-2MSD

**Indicates sample underwent EPA Level IV review

Introduction

This data review covers 10 water samples listed on the cover sheet including dilutions and reanalysis as applicable. The analyses were per EPA Method 314.0 for Perchlorate.

The review follows a modified outline of the USEPA Contract Laboratory Program National Functional Guidelines for Inorganic Data Review (October 2004) as there are no current guidelines for the methods stated above.

A qualification summary table is provided at the end of this report if data has been qualified. Flags are classified as P (protocol) or A (advisory) to indicate whether the flag is due to a laboratory deviation from a specified protocol or is of technical or advisory nature.

Blank results are summarized in Section III.

Field duplicates are summarized in Section IX.

Samples indicated by a double asterisk on the front cover underwent an EPA Level IV review. An EPA Level III review was performed on all of the other samples. Raw data were not evaluated for the samples reviewed by Level III criteria since this review is based on QC data.

The following are definitions of the data qualifiers:

- U Indicates the compound or analyte was analyzed for but not detected at or above the stated limit.
- J Indicates an estimated value.
- R Quality control indicates the data is not usable.
- N Presumptive evidence of presence of the constituent.
- UU Indicates the compound or analyte was analyzed for but not detected. The sample detection limit is an estimated value.
- A Indicates the finding is based upon technical validation criteria.
- P Indicates the finding is related to a protocol/contractual deviation.
- None Indicates the data was not significantly impacted by the finding, therefore qualification was not required.

I. Technical Holding Times

All technical holding time requirements were met.

The chain-of-custodies were reviewed for documentation of cooler temperatures. All cooler temperatures met validation criteria.

II. Calibration

a. Initial Calibration

All criteria for the initial calibration were met.

b. Calibration Verification

Calibration verification frequency and analysis criteria were met.

III. Blanks

Method blanks were reviewed for each matrix as applicable. No perchlorate was found in the initial, continuing and preparation blanks.

IV. Matrix Spike/Matrix Spike Duplicates

Matrix spike (MS) and matrix spike duplicate (MSD) analyses were reviewed for each matrix as applicable. Percent recoveries (%R) and relative percent differences (RPD) were within QC limits.

V. Duplicates

Duplicate (DUP) sample analyses were reviewed for each matrix as applicable.

VI. Laboratory Control Samples

Laboratory control samples were reviewed for each matrix as applicable. Percent recoveries (%R) were within QC limits.

VII. Sample Result Verification

All sample result verifications were acceptable for samples on which an EPA Level IV review was performed. Raw data were not evaluated for the samples reviewed by Level III criteria.

VIII. Overall Assessment of Data

Data flags are summarized at the end of this report if data has been qualified.

IX. Field Duplicates

No field duplicates were identified in this SDG.

X. Field Blanks

Sample EB-04-01/28/09 was identified as an equipment blank. No perchlorate was found in this blank.

NASA JPL
Perchlorate - Data Qualification Summary - SDG BMI09012942

No Sample Data Qualified in this SDG

NASA JPL
Perchlorate - Laboratory Blank Data Qualification Summary - SDG BMI09012942

No Sample Data Qualified in this SDG

**Laboratory Data Consultants, Inc.
Data Validation Report**

Project/Site Name: NASA JPL
Collection Date: January 29, 2009
LDC Report Date: March 2, 2009
Matrix: Water
Parameters: Perchlorate
Validation Level: EPA Level III
Laboratory: Alpha Analytical, Inc.
Sample Delivery Group (SDG): BMI09013053

Sample Identification

MW-26-2
MW-26-1
MW-25-5
MW-25-4
MW-25-3
MW-25-2
MW-25-1
DUPE-02-1Q09
EB-05-1-29-09
MW-26-2MS
MW-26-2MSD

Introduction

This data review covers 11 water samples listed on the cover sheet including dilutions and reanalysis as applicable. The analyses were per EPA Method 314.0 for Perchlorate.

The review follows a modified outline of the USEPA Contract Laboratory Program National Functional Guidelines for Inorganic Data Review (October 2004) as there are no current guidelines for the methods stated above.

A qualification summary table is provided at the end of this report if data has been qualified. Flags are classified as P (protocol) or A (advisory) to indicate whether the flag is due to a laboratory deviation from a specified protocol or is of technical or advisory nature.

Blank results are summarized in Section III.

Field duplicates are summarized in Section IX.

Raw data were not reviewed for this SDG. The review was based on QC data.

The following are definitions of the data qualifiers:

- U Indicates the compound or analyte was analyzed for but not detected at or above the stated limit.
- J Indicates an estimated value.
- R Quality control indicates the data is not usable.
- N Presumptive evidence of presence of the constituent.
- UJ Indicates the compound or analyte was analyzed for but not detected. The sample detection limit is an estimated value.
- A Indicates the finding is based upon technical validation criteria.
- P Indicates the finding is related to a protocol/contractual deviation.
- None Indicates the data was not significantly impacted by the finding, therefore qualification was not required.

I. Technical Holding Times

All technical holding time requirements were met.

The chain-of-custodies were reviewed for documentation of cooler temperatures. All cooler temperatures met validation criteria.

II. Calibration

a. Initial Calibration

All criteria for the initial calibration were met.

b. Calibration Verification

Calibration verification frequency and analysis criteria were met.

III. Blanks

Method blanks were reviewed for each matrix as applicable. No perchlorate was found in the initial, continuing and preparation blanks.

IV. Matrix Spike/Matrix Spike Duplicates

Matrix spike (MS) and matrix spike duplicate (MSD) analyses were reviewed for each matrix as applicable. Percent recoveries (%R) and relative percent differences (RPD) were within QC limits.

V. Duplicates

Duplicate (DUP) sample analyses were reviewed for each matrix as applicable.

VI. Laboratory Control Samples

Laboratory control samples were reviewed for each matrix as applicable. Percent recoveries (%R) were within QC limits.

VII. Sample Result Verification

Raw data were not reviewed for this SDG.

VIII. Overall Assessment of Data

Data flags are summarized at the end of this report if data has been qualified.

IX. Field Duplicates

Samples MW-25-1 and DUPE-02-1Q09 were identified as field duplicates. No perchlorate was detected in any of the samples with the following exceptions:

Analyte	Concentration (ug/L)		RPD
	MW-25-1	DUPE-02-1Q09	
Perchlorate	9.11	8.81	3

X. Field Blanks

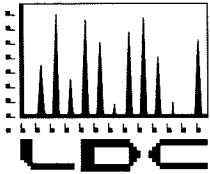
Sample EB-05-1-29-09 was identified as an equipment blank. No perchlorate was found in this blank.

NASA JPL
Perchlorate - Data Qualification Summary - SDG BMI09013053

No Sample Data Qualified in this SDG

NASA JPL
Perchlorate - Laboratory Blank Data Qualification Summary - SDG BMI09013053

No Sample Data Qualified in this SDG



LABORATORY DATA CONSULTANTS, INC.

7750 El Camino Real, Suite 2L Carlsbad, CA 92009 Phone: 760/634-0437 Fax: 760/634-0439

Battelle
505 King Avenue
Room 10-1-170
Columbus, OH 43201
ATTN: Ms. Betsy Cutie

February 27, 2009

SUBJECT: NASA JPL, Data Validation

Dear Ms. Cutie,

Enclosed is the final validation report for the fraction listed below. This SDG was received on February 23, 2009. Attachment 1 is a summary of the samples that were reviewed for each analysis.

LDC Project # 20376:

<u>SDG #</u>	<u>Fraction</u>
P0900527	Hexavalent Chromium

The data validation was performed under EPA Level IV guidelines. The analyses were validated using the following documents, as applicable to each method:

- USEPA, Contract Laboratory Program National Functional Guidelines for Inorganic Data Review, October 2004
- EPA SW 846, Third Edition, Test Methods for Evaluating Solid Waste, update 1, July 1992; update IIA, August 1993; update II, September 1994; update IIB, January 1995; update III, December 1996; update IIIA, April 1998; IIIB, November 2004; Update IV, February 2007

Please feel free to contact us if you have any questions.

Sincerely,

Erlinda T. Rauto
Operations Manager/Senior Chemist

**NASA JPL
Data Validation Reports
LDC# 20376**

Hexavalent Chromium

**Laboratory Data Consultants, Inc.
Data Validation Report**

Project/Site Name: NASA JPL
Collection Date: February 13, 2009
LDC Report Date: February 25, 2009
Matrix: Water
Parameters: Hexavalent Chromium
Validation Level: EPA Level IV
Laboratory: Columbia Analytical Services
Sample Delivery Group (SDG): P0900527

Sample Identification

MW-5
MW-5MS
MW-5MSD

Introduction

This data review covers 3 water samples listed on the cover sheet including dilutions and reanalysis as applicable. The analyses were per EPA SW846 Method 7196A for Hexavalent Chromium.

The review follows a modified outline of the USEPA Contract Laboratory Program National Functional Guidelines for Inorganic Data Review (October 2004) as there are no current guidelines for the methods stated above.

A qualification summary table is provided at the end of this report if data has been qualified. Flags are classified as P (protocol) or A (advisory) to indicate whether the flag is due to a laboratory deviation from a specified protocol or is of technical or advisory nature.

Blank results are summarized in Section III.

Field duplicates are summarized in Section IX.

The following are definitions of the data qualifiers:

- U Indicates the compound or analyte was analyzed for but not detected at or above the stated limit.
- J Indicates an estimated value.
- R Quality control indicates the data is not usable.
- N Presumptive evidence of presence of the constituent.
- UJ Indicates the compound or analyte was analyzed for but not detected. The sample detection limit is an estimated value.
- A Indicates the finding is based upon technical validation criteria.
- P Indicates the finding is related to a protocol/contractual deviation.
- None Indicates the data was not significantly impacted by the finding, therefore qualification was not required.

I. Technical Holding Times

All technical holding time requirements were met.

The chain-of-custodies were reviewed for documentation of cooler temperatures. All cooler temperatures met validation criteria.

II. Calibration

a. Initial Calibration

All criteria for the initial calibration were met.

b. Calibration Verification

Calibration verification frequency and analysis criteria were met.

III. Blanks

Method blanks were reviewed for each matrix as applicable. No hexavalent chromium was found in the initial, continuing and preparation blanks.

IV. Matrix Spike/Matrix Spike Duplicates

Matrix spike (MS) and matrix spike duplicate (MSD) analyses were reviewed for each matrix as applicable. Percent recoveries (%R) and relative percent differences (RPD) were within QC limits.

V. Duplicates

Duplicate (DUP) sample analyses were reviewed for each matrix as applicable.

VI. Laboratory Control Samples

Laboratory control samples were reviewed for each matrix as applicable. Percent recoveries (%R) were within QC limits.

VII. Sample Result Verification

All sample result verifications were acceptable.

VIII. Overall Assessment of Data

Data flags are summarized at the end of this report if data has been qualified.

IX. Field Duplicates

No field duplicates were identified in this SDG.

X. Field Blanks

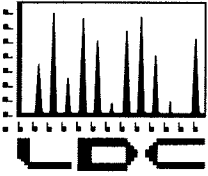
No field blanks were identified in this SDG.

**NASA JPL
Hexavalent Chromium - Data Qualification Summary - SDG P0900527**

No Sample Data Qualified in this SDG

**NASA JPL
Hexavalent Chromium - Laboratory Blank Data Qualification Summary - SDG
P0900527**

No Sample Data Qualified in this SDG



LABORATORY DATA CONSULTANTS, INC.

7750 El Camino Real, Suite 2L Carlsbad, CA 92009 Phone: 760/634-0437 Fax: 760/634-0439

Battelle
505 King Avenue
Room 10-1-170
Columbus, OH 43201
ATTN: Ms. Betsy Cutie

March 4, 2009

SUBJECT: NASA JPL, Data Validation

Dear Ms. Cutie,

Enclosed are the final validation reports for the fractions listed below. This SDG was received on February 20, 2009. Attachment 1 is a summary of the samples that were reviewed for each analysis.

LDC Project # 20379:

<u>SDG #</u>	<u>Fraction</u>
BMI09020305	Volatiles, Chromium, Perchlorate

The data validation was performed under EPA Level III and Level IV guidelines. The analyses were validated using the following documents, as applicable to each method:

- USEPA, Contract Laboratory Program National Functional Guidelines for Organic Data Review, October 1999
- USEPA, Contract Laboratory Program National Functional Guidelines for Inorganic Data Review, October 2004
- EPA SW 846, Third Edition, Test Methods for Evaluating Solid Waste, update 1, July 1992; update IIA, August 1993; update II, September 1994; update IIB, January 1995; update III, December 1996; update IIIA, April 1998; IIIB, November 2004; Update IV, February 2007

Please feel free to contact us if you have any questions.

Sincerely,

Erlinda T. Rauto
Operations Manager/Senior Chemist

**NASA JPL
Data Validation Reports
LDC# 20379**

Volatiles

LDC

**Laboratory Data Consultants, Inc.
Data Validation Report**

Project/Site Name: NASA JPL
Collection Date: January 30 through February 2, 2009
LDC Report Date: March 2, 2009
Matrix: Water
Parameters: Volatiles
Validation Level: EPA Level III & IV
Laboratory: Alpha Analytical, Inc.

Sample Delivery Group (SDG): BMI09020305

Sample Identification

MW-20-5
MW-20-4
MW-20-3
MW-20-2
MW-20-1**
DUPE-03-1Q09
DUPE-04-1Q09**
EB-06-01/30/09
TB-06-01/30/09
MW-24-3
MW-24-2
MW-24-1
EB-07-02/02/09
TB-07-02/02/09
MW-24-1MS
MW-24-1MSD

**Indicates sample underwent EPA Level IV review

Introduction

This data review covers 16 water samples listed on the cover sheet including dilutions and reanalysis as applicable. The analyses were per EPA Method 524.2 for Volatiles.

This review follows a modified outline of the USEPA Contract Laboratory Program National Functional Guidelines for Organic Data Review (October 1999) as there are no current guidelines for the method stated above.

A qualification summary table is provided at the end of this report if data has been qualified. Flags are classified as P (protocol) or A (advisory) to indicate whether the flag is due to a laboratory deviation from a specified protocol or is of technical or advisory nature.

Blank results are summarized in Section V.

Field duplicates are summarized in Section XVI.

Samples indicated by a double asterisk on the front cover underwent an EPA Level IV review. An EPA Level III review was performed on all of the other samples. Raw data were not evaluated for the samples reviewed by Level III criteria since this review is based on QC data.

The following are definitions of the data qualifiers:

- U Indicates the compound or analyte was analyzed for but not detected at or above the stated limit.
- J Indicates an estimated value.
- R Quality control indicates the data is not usable.
- N Presumptive evidence of presence of the constituent.
- UJ Indicates the compound or analyte was analyzed for but not detected. The sample detection limit is an estimated value.
- A Indicates the finding is based upon technical validation criteria.
- P Indicates the finding is related to a protocol/contractual deviation.
- None Indicates the data was not significantly impacted by the finding, therefore qualification was not required.

I. Technical Holding Times

All technical holding time requirements were met.

The chain-of-custodies were reviewed for documentation of cooler temperatures. All cooler temperatures met validation criteria.

II. GC/MS Instrument Performance Check

Instrument performance was checked at 12 hour intervals.

All ion abundance requirements were met.

III. Initial Calibration

Initial calibration was performed using required standard concentrations.

Percent relative standard deviations (%RSD) were less than or equal to 20.0% for selected compounds.

A curve fit, based on the initial calibration, was established for quantitation for selected compounds. The coefficient of determination (r^2) was greater than or equal to 0.990 .

IV. Continuing Calibration

Continuing calibration was performed at the required frequencies.

All of the continuing calibration percent differences (%D) between the initial calibration RRF and the continuing calibration RRF were less than or equal to 30.0% .

V. Blanks

Method blanks were reviewed for each matrix as applicable. No volatile contaminants were found in the method blanks.

VI. Surrogate Spikes

Surrogates were added to all samples and blanks as required by the method. All surrogate recoveries (%R) were within QC limits.

VII. Matrix Spike/Matrix Spike Duplicates

Matrix spike (MS) and matrix spike duplicate (MSD) samples were reviewed for each matrix as applicable. Percent recoveries (%R) and relative percent differences (RPD) were within QC limits with the following exceptions:

Spike ID (Associated Samples)	Compound	MS (%R) (Limits)	MSD (%R) (Limits)	RPD (Limits)	Flag	A or P
MW-24-1MS/MSD (MW-24-1)	Bromomethane	-	-	20.6 (≤20)	J (all detects) UJ (all non-detects)	A
	1,2,3-Trichlorobenzene	-	-	22.3 (≤20)	J (all detects) UJ (all non-detects)	

VIII. Laboratory Control Samples (LCS)

Laboratory control samples were reviewed for each matrix as applicable. Percent recoveries (%R) were within QC limits.

IX. Regional Quality Assurance and Quality Control

Not applicable.

X. Internal Standards

All internal standard areas and retention times were within QC limits.

XI. Target Compound Identifications

All target compound identifications were within validation criteria for samples on which an EPA Level IV review was performed. Raw data were not evaluated for the samples reviewed by Level III criteria.

XII. Compound Quantitation and CRQLs

All compound quantitation and CRQLs were within validation criteria for samples on which an EPA Level IV review was performed. Raw data were not evaluated for the samples reviewed by Level III criteria.

XIII. Tentatively Identified Compounds (TICs)

All tentatively identified compounds were within validation criteria for samples on which an EPA Level IV review was performed. Raw data were not evaluated for the samples reviewed by Level III criteria.

XIV. System Performance

The system performance was within validation criteria for samples on which an EPA Level IV review was performed. Raw data were not evaluated for the samples reviewed by Level III criteria.

XV. Overall Assessment of Data

Data flags are summarized at the end of this report if data has been qualified.

XVI. Field Duplicates

Samples MW-20-2 and DUPE-03-1Q09 and samples MW-20-1** and DUPE-04-1Q09** were identified as field duplicates. No volatiles were detected in any of the samples with the following exceptions:

Compound	Concentration (ug/L)		RPD
	MW-20-2	DUPE-03-1Q09	
Trichloroethene	0.61	0.50U	200

XVII. Field Blanks

Samples TB-06-01/30/09 and TB-07-02/02/09 were identified as trip blanks. No volatile contaminants were found in these blanks.

Sample EB-06-01/30/09 and EB-07-02/02/09 were identified as equipment blanks. No volatile contaminants were found in these blanks.

NASA JPL
Volatiles - Data Qualification Summary - SDG BMI09020305

SDG	Sample	Compound	Flag	A or P	Reason
BMI09020305	MW-24-1	Bromomethane 1,2,3-Trichlorobenzene	J (all detects) UJ (all non-detects) J (all detects) UJ (all non-detects)	A	Matrix spike/Matrix spike duplicates (RPD)

NASA JPL
Volatiles - Laboratory Blank Data Qualification Summary - SDG BMI09020305

No Sample Data Qualified in this SDG

**NASA JPL
Data Validation Reports
LDC# 20379**

Chromium

LDC

**Laboratory Data Consultants, Inc.
Data Validation Report**

Project/Site Name: NASA JPL
Collection Date: January 30 through February 2, 2009
LDC Report Date: February 26, 2009
Matrix: Water
Parameters: Chromium
Validation Level: EPA Level III & IV
Laboratory: Alpha Analytical, Inc.

Sample Delivery Group (SDG): BMI09020305

Sample Identification

MW-20-5
MW-20-4
MW-20-3
MW-20-2
MW-20-1**
DUPE-03-1Q09
DUPE-04-1Q09**
EB-06-01/30/09
MW-24-4
MW-24-3
MW-24-2
MW-24-1
EB-07-02/02/09
MW-24-1MS
MW-24-1MSD

**Indicates sample underwent EPA Level IV review

Introduction

This data review covers 15 water samples listed on the cover sheet including dilutions and reanalysis as applicable. The analyses were per EPA Method 200.8 for Chromium.

The review follows a modified outline of the USEPA Contract Laboratory Program National Functional Guidelines for Inorganic Data Review (October 2004) as there are no current guidelines for the method stated above.

A qualification summary table is provided at the end of this report if data has been qualified. Flags are classified as P (protocol) or A (advisory) to indicate whether the flag is due to a laboratory deviation from a specified protocol or is of technical or advisory nature.

Blanks are summarized in Section III.

Field duplicates are summarized in Section XIII.

Samples indicated by a double asterisk on the front cover underwent an EPA Level IV review. An EPA Level III review was performed on all of the other samples. Raw data were not evaluated for the samples reviewed by Level III criteria since this review is based on QC data.

The following are definitions of the data qualifiers:

- U Indicates the compound or analyte was analyzed for but not detected at or above the stated limit.
- J Indicates an estimated value.
- R Quality control indicates the data is not usable.
- N Presumptive evidence of presence of the constituent.
- UU Indicates the compound or analyte was analyzed for but not detected. The sample detection limit is an estimated value.
- A Indicates the finding is based upon technical validation criteria.
- P Indicates the finding is related to a protocol/contractual deviation.
- None Indicates the data was not significantly impacted by the finding, therefore qualification was not required.

I. Technical Holding Times

All technical holding time requirements were met.

The chain-of-custodies were reviewed for documentation of cooler temperatures. All cooler temperatures met validation criteria.

II. Calibration

An initial calibration was performed.

The frequency and analysis criteria of the initial calibration verification (ICV) and continuing calibration verification (CCV) were met.

III. Blanks

Method blanks were reviewed for each matrix as applicable. No chromium was found in the initial, continuing and preparation blanks.

IV. ICP Interference Check Sample (ICS) Analysis

The frequency of analysis was met.

The criteria for analysis were met.

V. Matrix Spike Analysis

Matrix spike (MS) and matrix spike duplicate (MSD) samples were reviewed for each matrix as applicable. Percent recoveries (%R) and relative percent differences (RPD) were within QC limits.

VI. Duplicate Sample Analysis

Duplicate sample analyses were reviewed for each matrix as applicable.

VII. Laboratory Control Samples (LCS)

Laboratory control samples were reviewed for each matrix as applicable. Percent recoveries (%R) were within QC limits.

VIII. Internal Standards

All internal standard percent recoveries (%R) were within QC limits for samples on which an EPA Level IV review was performed. Raw data were not evaluated for the samples reviewed by Level III criteria.

IX. Furnace Atomic Absorption QC

Graphite furnace atomic absorption was not utilized in this SDG.

X. ICP Serial Dilution

ICP serial dilution was not performed for this SDG.

XI. Sample Result Verification

All sample result verifications were acceptable for samples on which an EPA Level IV review was performed. Raw data were not evaluated for the samples reviewed by Level III criteria.

XII. Overall Assessment of Data

Data flags are summarized at the end of this report if data has been qualified.

XIII. Field Duplicates

Samples MW-20-2 and DUPE-03-1Q09 and samples MW-20-1** and DUPE-04-1Q09** and were identified as field duplicates. No chromium was detected in any of the samples.

XIV. Field Blanks

Samples EB-06-01/30/09 and EB-07-02/02/09 were identified as equipment blanks. No chromium was found in these blanks.

**NASA JPL
Chromium - Data Qualification Summary - SDG BMI09020305**

No Sample Data Qualified in this SDG

**NASA JPL
Chromium - Laboratory Blank Data Qualification Summary - SDG BMI09020305**

No Sample Data Qualified in this SDG

**NASA JPL
Data Validation Reports
LDC# 20379**

Perchlorate

LDC

**Laboratory Data Consultants, Inc.
Data Validation Report**

Project/Site Name: NASA JPL
Collection Date: January 30 through February 2, 2009
LDC Report Date: February 26, 2009
Matrix: Water
Parameters: Perchlorate
Validation Level: EPA Level III & IV
Laboratory: Alpha Analytical, Inc.

Sample Delivery Group (SDG): BMI09020305

Sample Identification

MW-20-5
MW-20-4
MW-20-3
MW-20-2
MW-20-1**
DUPE-03-1Q09
DUPE-04-1Q09**
EB-06-01/30/09
MW-24-3
MW-24-2
MW-24-1
EB-07-02/02/09
MW-24-1MS
MW-24-1MSD

**Indicates sample underwent EPA Level IV review

Introduction

This data review covers 14 water samples listed on the cover sheet including dilutions and reanalysis as applicable. The analyses were per EPA Method 314.0 for Perchlorate.

The review follows a modified outline of the USEPA Contract Laboratory Program National Functional Guidelines for Inorganic Data Review (October 2004) as there are no current guidelines for the methods stated above.

A qualification summary table is provided at the end of this report if data has been qualified. Flags are classified as P (protocol) or A (advisory) to indicate whether the flag is due to a laboratory deviation from a specified protocol or is of technical or advisory nature.

Blank results are summarized in Section III.

Field duplicates are summarized in Section IX.

Samples indicated by a double asterisk on the front cover underwent an EPA Level IV review. An EPA Level III review was performed on all of the other samples. Raw data were not evaluated for the samples reviewed by Level III criteria since this review is based on QC data.

The following are definitions of the data qualifiers:

- U Indicates the compound or analyte was analyzed for but not detected at or above the stated limit.
- J Indicates an estimated value.
- R Quality control indicates the data is not usable.
- N Presumptive evidence of presence of the constituent.
- UJ Indicates the compound or analyte was analyzed for but not detected. The sample detection limit is an estimated value.
- A Indicates the finding is based upon technical validation criteria.
- P Indicates the finding is related to a protocol/contractual deviation.
- None Indicates the data was not significantly impacted by the finding, therefore qualification was not required.

I. Technical Holding Times

All technical holding time requirements were met.

The chain-of-custodies were reviewed for documentation of cooler temperatures. All cooler temperatures met validation criteria.

II. Calibration

a. Initial Calibration

All criteria for the initial calibration were met.

b. Calibration Verification

Calibration verification frequency and analysis criteria were met.

III. Blanks

Method blanks were reviewed for each matrix as applicable. No perchlorate was found in the initial, continuing and preparation blanks.

IV. Matrix Spike/Matrix Spike Duplicates

Matrix spike (MS) and matrix spike duplicate (MSD) analyses were reviewed for each matrix as applicable. Percent recoveries (%R) and relative percent differences (RPD) were within QC limits.

V. Duplicates

Duplicate (DUP) sample analyses were reviewed for each matrix as applicable.

VI. Laboratory Control Samples

Laboratory control samples were reviewed for each matrix as applicable. Percent recoveries (%R) were within QC limits.

VII. Sample Result Verification

All sample result verifications were acceptable for samples on which an EPA Level IV review was performed. Raw data were not evaluated for the samples reviewed by Level III criteria.

VIII. Overall Assessment of Data

Data flags are summarized at the end of this report if data has been qualified.

IX. Field Duplicates

Samples MW-20-2 and DUPE-03-1Q09 and samples MW-20-1** and DUPE-04-1Q09** were identified as field duplicates. No perchlorate was detected in any of the samples with the following exceptions:

Analyte	Concentration (ug/L)		RPD
	MW-20-2	DUPE-03-1Q09	
Perchlorate	2.96	2.97	0

X. Field Blanks

Samples EB-06-01/30/09 and EB-07-02/02/09 were identified as equipment blanks. No perchlorate was found in these blanks.

NASA JPL

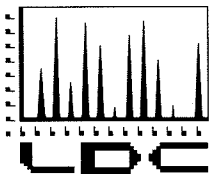
Perchlorate - Data Qualification Summary - SDG BMI09020305

No Sample Data Qualified in this SDG

NASA JPL

Perchlorate - Laboratory Blank Data Qualification Summary - SDG BMI09020305

No Sample Data Qualified in this SDG



LABORATORY DATA CONSULTANTS, INC.

7750 El Camino Real, Suite 2L Carlsbad, CA 92009 Phone: 760/634-0437 Fax: 760/634-0439

Battelle
505 King Avenue
Room 10-1-170
Columbus, OH 43201
ATTN: Ms. Betsy Cutie

February 27, 2009

SUBJECT: NASA JPL, Data Validation

Dear Ms. Cutie,

Enclosed are the final validation reports for the fraction listed below. These SDGs were received on February 23, 2009. Attachment 1 is a summary of the samples that were reviewed for each analysis.

LDC Project # 20382:

<u>SDG #</u>	<u>Fraction</u>
P0900480, P0900492	Hexavalent Chromium

The data validation was performed under EPA Level III guidelines. The analyses were validated using the following documents, as applicable to each method:

- USEPA, Contract Laboratory Program National Functional Guidelines for Inorganic Data Review, October 2004
- EPA SW 846, Third Edition, Test Methods for Evaluating Solid Waste, update 1, July 1992; update IIA, August 1993; update II, September 1994; update IIB, January 1995; update III, December 1996; update IIIA, April 1998; IIIB, November 2004; Update IV, February 2007

Please feel free to contact us if you have any questions.

Sincerely,

Erlinda T. Rauto
Operations Manager/Senior Chemist

LDC #20382 (Battelle-San Diego / NASA JPL)

PO 214320 90/10 (client select)

LDC	SDG#	DATE REC'D	(3) DATE DUE	Cr(VI) (7196A)	Sample Data Columns (S/W/S)																																			
					W	S	W	S	W	S	W	S	W	S	W	S	W	S	W	S	W	S	W	S	W	S	W	S	W	S	W	S	W	S	W	S	W	S		
Matrix: Water/Soil					W	S	W	S	W	S	W	S	W	S	W	S	W	S	W	S	W	S	W	S	W	S	W	S	W	S	W	S	W	S	W	S	W	S		
A	P0900480	02/23/09	03/16/09	5	0																																			
B	P0900492	02/23/09	03/16/09	4	0																																			
					9	0	0	0	0	0	0	0	0	0	0	0	0	0	0	0	0	0	0	0	0	0	0	0	0	0	0	0	0	0	0	0	9			
Total	T/LR																																							

**NASA JPL
Data Validation Reports
LDC# 20382**

Hexavalent Chromium



**Laboratory Data Consultants, Inc.
Data Validation Report**

Project/Site Name: NASA JPL
Collection Date: February 10, 2009
LDC Report Date: February 25, 2009
Matrix: Water
Parameters: Hexavalent Chromium
Validation Level: EPA Level III
Laboratory: Columbia Analytical Services

Sample Delivery Group (SDG): P0900480

Sample Identification

MW-7
MW-16
DUPE-06-1Q08
MW-16MS
MW-16MSD

Introduction

This data review covers 5 water samples listed on the cover sheet including dilutions and reanalysis as applicable. The analyses were per EPA SW846 Method 7196A for Hexavalent Chromium.

The review follows a modified outline of the USEPA Contract Laboratory Program National Functional Guidelines for Inorganic Data Review (October 2004) as there are no current guidelines for the methods stated above.

A qualification summary table is provided at the end of this report if data has been qualified. Flags are classified as P (protocol) or A (advisory) to indicate whether the flag is due to a laboratory deviation from a specified protocol or is of technical or advisory nature.

Blank results are summarized in Section III.

Field duplicates are summarized in Section IX.

Raw data were not reviewed for this SDG. The review was based on QC data.

The following are definitions of the data qualifiers:

- U Indicates the compound or analyte was analyzed for but not detected at or above the stated limit.
- J Indicates an estimated value.
- R Quality control indicates the data is not usable.
- N Presumptive evidence of presence of the constituent.
- UJ Indicates the compound or analyte was analyzed for but not detected. The sample detection limit is an estimated value.
- A Indicates the finding is based upon technical validation criteria.
- P Indicates the finding is related to a protocol/contractual deviation.
- None Indicates the data was not significantly impacted by the finding, therefore qualification was not required.

I. Technical Holding Times

All technical holding time requirements were met.

The chain-of-custodies were reviewed for documentation of cooler temperatures. All cooler temperatures met validation criteria.

II. Calibration

a. Initial Calibration

All criteria for the initial calibration were met.

b. Calibration Verification

Calibration verification frequency and analysis criteria were met.

III. Blanks

Method blanks were reviewed for each matrix as applicable. No hexavalent chromium was found in the initial, continuing and preparation blanks.

IV. Matrix Spike/Matrix Spike Duplicates

Matrix spike (MS) and matrix spike duplicate (MSD) analyses were reviewed for each matrix as applicable. Percent recoveries (%R) and relative percent differences (RPD) were within QC limits.

V. Duplicates

Duplicate (DUP) sample analyses were reviewed for each matrix as applicable.

VI. Laboratory Control Samples

Laboratory control samples were reviewed for each matrix as applicable. Percent recoveries (%R) were within QC limits.

VII. Sample Result Verification

Raw data were not reviewed for this SDG.

VIII. Overall Assessment of Data

Data flags are summarized at the end of this report if data has been qualified.

IX. Field Duplicates

Samples MW-7 and DUPE-06-1Q08 were identified as field duplicates. No hexavalent chromium was detected in any of the samples.

X. Field Blanks

No field blanks were identified in this SDG.

**NASA JPL
Hexavalent Chromium - Data Qualification Summary - SDG P0900480**

No Sample Data Qualified in this SDG

**NASA JPL
Hexavalent Chromium - Laboratory Blank Data Qualification Summary - SDG
P0900480**

No Sample Data Qualified in this SDG

**Laboratory Data Consultants, Inc.
Data Validation Report**

Project/Site Name: NASA JPL
Collection Date: February 11, 2009
LDC Report Date: February 25, 2009
Matrix: Water
Parameters: Hexavalent Chromium
Validation Level: EPA Level III
Laboratory: Columbia Analytical Services

Sample Delivery Group (SDG): P0900492

Sample Identification

MW-13
MW-8
MW-8MS
MW-8MSD

Introduction

This data review covers 4 water samples listed on the cover sheet including dilutions and reanalysis as applicable. The analyses were per EPA SW846 Method 7196A for Hexavalent Chromium.

The review follows a modified outline of the USEPA Contract Laboratory Program National Functional Guidelines for Inorganic Data Review (October 2004) as there are no current guidelines for the methods stated above.

A qualification summary table is provided at the end of this report if data has been qualified. Flags are classified as P (protocol) or A (advisory) to indicate whether the flag is due to a laboratory deviation from a specified protocol or is of technical or advisory nature.

Blank results are summarized in Section III.

Field duplicates are summarized in Section IX.

Raw data were not reviewed for this SDG. The review was based on QC data.

The following are definitions of the data qualifiers:

- U Indicates the compound or analyte was analyzed for but not detected at or above the stated limit.
- J Indicates an estimated value.
- R Quality control indicates the data is not usable.
- N Presumptive evidence of presence of the constituent.
- UU Indicates the compound or analyte was analyzed for but not detected. The sample detection limit is an estimated value.
- A Indicates the finding is based upon technical validation criteria.
- P Indicates the finding is related to a protocol/contractual deviation.
- None Indicates the data was not significantly impacted by the finding, therefore qualification was not required.

I. Technical Holding Times

All technical holding time requirements were met.

The chain-of-custodies were reviewed for documentation of cooler temperatures. All cooler temperatures met validation criteria.

II. Calibration

a. Initial Calibration

All criteria for the initial calibration were met.

b. Calibration Verification

Calibration verification frequency and analysis criteria were met.

III. Blanks

Method blanks were reviewed for each matrix as applicable. No hexavalent chromium was found in the initial, continuing and preparation blanks.

IV. Matrix Spike/Matrix Spike Duplicates

Matrix spike (MS) and matrix spike duplicate (MSD) analyses were reviewed for each matrix as applicable. Percent recoveries (%R) and relative percent differences (RPD) were within QC limits.

V. Duplicates

Duplicate (DUP) sample analyses were reviewed for each matrix as applicable.

VI. Laboratory Control Samples

Laboratory control samples were reviewed for each matrix as applicable. Percent recoveries (%R) were within QC limits.

VII. Sample Result Verification

Raw data were not reviewed for this SDG.

VIII. Overall Assessment of Data

Data flags are summarized at the end of this report if data has been qualified.

IX. Field Duplicates

No field duplicates were identified in this SDG.

X. Field Blanks

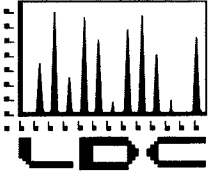
No field blanks were identified in this SDG.

**NASA JPL
Hexavalent Chromium - Data Qualification Summary - SDG P0900492**

No Sample Data Qualified in this SDG

**NASA JPL
Hexavalent Chromium - Laboratory Blank Data Qualification Summary - SDG
P0900492**

No Sample Data Qualified in this SDG



LABORATORY DATA CONSULTANTS, INC.

7750 El Camino Real, Suite 2L Carlsbad, CA 92009 Phone: 760/634-0437 Fax: 760/634-0439

Battelle
505 King Avenue
Room 10-1-170
Columbus, OH 43201
ATTN: Ms. Betsy Cutie

March 5, 2009

SUBJECT: NASA JPL, Data Validation

Dear Ms. Cutie,

Enclosed are the final validation reports for the fractions listed below. This SDG was received on February 24, 2009. Attachment 1 is a summary of the samples that were reviewed for each analysis.

LDC Project # 20393:

<u>SDG #</u>	<u>Fraction</u>
BMI09020401	Volatiles, Chromium, Perchlorate

The data validation was performed under EPA Level III and Level IV guidelines. The analyses were validated using the following documents, as applicable to each method:

- USEPA, Contract Laboratory Program National Functional Guidelines for Organic Data Review, October 1999
- USEPA, Contract Laboratory Program National Functional Guidelines for Inorganic Data Review, October 2004
- Methods and Guidance for the Analysis of Water, Includes EPA Series 500, 600, 1600 methods, April 1997
- EPA SW 846, Third Edition, Test Methods for Evaluating Solid Waste, update 1, July 1992; update IIA, August 1993; update II, September 1994; update IIB, January 1995; update III, December 1996; update IIIA, April 1998; IIIB, November 2004; Update IV, February 2007

Please feel free to contact us if you have any questions.

Sincerely,

Erlinda T. Rauto
Operations Manager/Senior Chemist

**NASA JPL
Data Validation Reports
LDC# 20393**

Volatiles

LDC

Laboratory Data Consultants, Inc. Data Validation Report

Project/Site Name: NASA JPL
Collection Date: February 3, 2009
LDC Report Date: March 3, 2009
Matrix: Water
Parameters: Volatiles
Validation Level: EPA Level III & IV
Laboratory: Alpha Analytical, Inc.

Sample Delivery Group (SDG): BMI09020401

Sample Identification

MW-12-5
MW-12-4
MW-12-3
MW-12-2
MW-12-1**
EB-08-02/03/09
TB-08-02/03/09
MW-12-1MS
MW-12-1MSD

**Indicates sample underwent EPA Level IV review

Introduction

This data review covers 9 water samples listed on the cover sheet including dilutions and reanalysis as applicable. The analyses were per EPA Method 524.2 for Volatiles.

This review follows a modified outline of the USEPA Contract Laboratory Program National Functional Guidelines for Organic Data Review (October 1999) as there are no current guidelines for the method stated above.

A qualification summary table is provided at the end of this report if data has been qualified. Flags are classified as P (protocol) or A (advisory) to indicate whether the flag is due to a laboratory deviation from a specified protocol or is of technical or advisory nature.

Blank results are summarized in Section V.

Field duplicates are summarized in Section XVI.

Samples indicated by a double asterisk on the front cover underwent an EPA Level IV review. An EPA Level III review was performed on all of the other samples. Raw data were not evaluated for the samples reviewed by Level III criteria since this review is based on QC data.

The following are definitions of the data qualifiers:

- U Indicates the compound or analyte was analyzed for but not detected at or above the stated limit.
- J Indicates an estimated value.
- R Quality control indicates the data is not usable.
- N Presumptive evidence of presence of the constituent.
- UJ Indicates the compound or analyte was analyzed for but not detected. The sample detection limit is an estimated value.
- A Indicates the finding is based upon technical validation criteria.
- P Indicates the finding is related to a protocol/contractual deviation.
- None Indicates the data was not significantly impacted by the finding, therefore qualification was not required.

I. Technical Holding Times

All technical holding time requirements were met.

The chain-of-custodies were reviewed for documentation of cooler temperatures. All cooler temperatures met validation criteria.

II. GC/MS Instrument Performance Check

Instrument performance was checked at 12 hour intervals.

All ion abundance requirements were met.

III. Initial Calibration

Initial calibration was performed using required standard concentrations.

Percent relative standard deviations (%RSD) were less than or equal to 20.0% for selected compounds.

A curve fit, based on the initial calibration, was established for quantitation for selected compounds. The coefficient of determination (r^2) was greater than or equal to 0.990 .

IV. Continuing Calibration

Continuing calibration was performed at the required frequencies.

All of the continuing calibration percent differences (%D) between the initial calibration RRF and the continuing calibration RRF were less than or equal to 30.0% .

V. Blanks

Method blanks were reviewed for each matrix as applicable. No volatile contaminants were found in the method blanks.

VI. Surrogate Spikes

Surrogates were added to all samples and blanks as required by the method. All surrogate recoveries (%R) were within QC limits.

VII. Matrix Spike/Matrix Spike Duplicates

Although matrix spike (MS) and matrix spike duplicate (MSD) samples were not required by the method, MS and MSD samples were reported by the laboratory. Percent recoveries (%R) and relative percent differences (RPD) were within QC limits.

VIII. Laboratory Control Samples (LCS)

Laboratory control samples were reviewed for each matrix as applicable. Percent recoveries (%R) were within QC limits.

IX. Regional Quality Assurance and Quality Control

Not applicable.

X. Internal Standards

All internal standard areas and retention times were within QC limits.

XI. Target Compound Identifications

All target compound identifications were within validation criteria for samples on which an EPA Level IV review was performed. Raw data were not evaluated for the samples reviewed by Level III criteria.

XII. Compound Quantitation and CRQLs

All compound quantitation and CRQLs were within validation criteria for samples on which an EPA Level IV review was performed. Raw data were not evaluated for the samples reviewed by Level III criteria.

XIII. Tentatively Identified Compounds (TICs)

All tentatively identified compounds were within validation criteria for samples on which an EPA Level IV review was performed. Raw data were not evaluated for the samples reviewed by Level III criteria.

XIV. System Performance

The system performance was within validation criteria for samples on which an EPA Level IV review was performed. Raw data were not evaluated for the samples reviewed by Level III criteria.

XV. Overall Assessment of Data

Data flags are summarized at the end of this report if data has been qualified.

XVI. Field Duplicates

No field duplicates were identified in this SDG.

XVII. Field Blanks

Sample TB-08-02/03/09 was identified as a trip blank. No volatile contaminants were found in this blank.

Sample EB-08-02/03/09 was identified as an equipment blank. No volatile contaminants were found in this blank.

NASA JPL
Volatiles - Data Qualification Summary - SDG BMI09020401

No Sample Data Qualified in this SDG

NASA JPL
Volatiles - Laboratory Blank Data Qualification Summary - SDG BMI09020401

No Sample Data Qualified in this SDG

**NASA JPL
Data Validation Reports
LDC# 20393**

Chromium

LDC

**Laboratory Data Consultants, Inc.
Data Validation Report**

Project/Site Name: NASA JPL
Collection Date: February 3, 2009
LDC Report Date: March 3, 2009
Matrix: Water
Parameters: Chromium
Validation Level: EPA Level III & IV
Laboratory: Alpha Analytical, Inc.
Sample Delivery Group (SDG): BMI09020401

Sample Identification

MW-12-3
MW-12-2
MW-12-1**
EB-08-02/03/09

**Indicates sample underwent EPA Level IV review

Introduction

This data review covers 4 water samples listed on the cover sheet including dilutions and reanalysis as applicable. The analyses were per EPA Method 200.8 for Chromium.

The review follows a modified outline of the USEPA Contract Laboratory Program National Functional Guidelines for Inorganic Data Review (October 2004) as there are no current guidelines for the method stated above.

A qualification summary table is provided at the end of this report if data has been qualified. Flags are classified as P (protocol) or A (advisory) to indicate whether the flag is due to a laboratory deviation from a specified protocol or is of technical or advisory nature.

Blanks are summarized in Section III.

Field duplicates are summarized in Section XIII.

Samples indicated by a double asterisk on the front cover underwent an EPA Level IV review. An EPA Level III review was performed on all of the other samples. Raw data were not evaluated for the samples reviewed by Level III criteria since this review is based on QC data.

The following are definitions of the data qualifiers:

- U Indicates the compound or analyte was analyzed for but not detected at or above the stated limit.
 - J Indicates an estimated value.
 - R Quality control indicates the data is not usable.
 - N Presumptive evidence of presence of the constituent.
 - UU Indicates the compound or analyte was analyzed for but not detected. The sample detection limit is an estimated value.
 - A Indicates the finding is based upon technical validation criteria.
 - P Indicates the finding is related to a protocol/contractual deviation.
- None Indicates the data was not significantly impacted by the finding, therefore qualification was not required.

I. Technical Holding Times

All technical holding time requirements were met.

The chain-of-custodies were reviewed for documentation of cooler temperatures. All cooler temperatures met validation criteria.

II. Calibration

An initial calibration was performed.

The frequency and analysis criteria of the initial calibration verification (ICV) and continuing calibration verification (CCV) were met.

III. Blanks

Method blanks were reviewed for each matrix as applicable. No chromium was found in the initial, continuing and preparation blanks.

IV. ICP Interference Check Sample (ICS) Analysis

The frequency of analysis was met.

The criteria for analysis were met.

V. Matrix Spike Analysis

Matrix spike (MS) and matrix spike duplicate (MSD) samples were reviewed for each matrix as applicable. Percent recoveries (%R) and relative percent differences (RPD) were within QC limits.

VI. Duplicate Sample Analysis

Duplicate sample analyses were reviewed for each matrix as applicable.

VII. Laboratory Control Samples (LCS)

Laboratory control samples were reviewed for each matrix as applicable. Percent recoveries (%R) were within QC limits.

VIII. Internal Standards

All internal standard percent recoveries (%R) were within QC limits for samples on which an EPA Level IV review was performed. Raw data were not evaluated for the samples reviewed by Level III criteria.

IX. Furnace Atomic Absorption QC

Graphite furnace atomic absorption was not utilized in this SDG.

X. ICP Serial Dilution

ICP serial dilution was not performed for this SDG.

XI. Sample Result Verification

All sample result verifications were acceptable for samples on which an EPA Level IV review was performed. Raw data were not evaluated for the samples reviewed by Level III criteria.

XII. Overall Assessment of Data

Data flags are summarized at the end of this report if data has been qualified.

XIII. Field Duplicates

No field duplicates were identified in this SDG.

XIV. Field Blanks

Sample EB-08-02/03/09 was identified as an equipment blank. No chromium was found in this blank.

**NASA JPL
Chromium - Data Qualification Summary - SDG BMI09020401**

No Sample Data Qualified in this SDG

**NASA JPL
Chromium - Laboratory Blank Data Qualification Summary - SDG BMI09020401**

No Sample Data Qualified in this SDG

**NASA JPL
Data Validation Reports
LDC# 20393**

Perchlorate

LDC

**Laboratory Data Consultants, Inc.
Data Validation Report**

Project/Site Name: NASA JPL
Collection Date: February 3, 2009
LDC Report Date: March 3, 2009
Matrix: Water
Parameters: Perchlorate
Validation Level: EPA Level III & IV
Laboratory: Alpha Analytical, Inc.

Sample Delivery Group (SDG): BMI09020401

Sample Identification

MW-12-5
MW-12-4
MW-12-3
MW-12-2
MW-12-1**
EB-08-02/03/09

**Indicates sample underwent EPA Level IV review

Introduction

This data review covers 6 water samples listed on the cover sheet including dilutions and reanalysis as applicable. The analyses were per EPA Method 314.0 for Perchlorate.

The review follows a modified outline of the USEPA Contract Laboratory Program National Functional Guidelines for Inorganic Data Review (October 2004) as there are no current guidelines for the methods stated above.

A qualification summary table is provided at the end of this report if data has been qualified. Flags are classified as P (protocol) or A (advisory) to indicate whether the flag is due to a laboratory deviation from a specified protocol or is of technical or advisory nature.

Blank results are summarized in Section III.

Field duplicates are summarized in Section IX.

Samples indicated by a double asterisk on the front cover underwent an EPA Level IV review. An EPA Level III review was performed on all of the other samples. Raw data were not evaluated for the samples reviewed by Level III criteria since this review is based on QC data.

The following are definitions of the data qualifiers:

- U Indicates the compound or analyte was analyzed for but not detected at or above the stated limit.
- J Indicates an estimated value.
- R Quality control indicates the data is not usable.
- N Presumptive evidence of presence of the constituent.
- UU Indicates the compound or analyte was analyzed for but not detected. The sample detection limit is an estimated value.
- A Indicates the finding is based upon technical validation criteria.
- P Indicates the finding is related to a protocol/contractual deviation.
- None Indicates the data was not significantly impacted by the finding, therefore qualification was not required.

I. Technical Holding Times

All technical holding time requirements were met.

The chain-of-custodies were reviewed for documentation of cooler temperatures. All cooler temperatures met validation criteria.

II. Calibration

a. Initial Calibration

All criteria for the initial calibration were met.

b. Calibration Verification

Calibration verification frequency and analysis criteria were met.

III. Blanks

Method blanks were reviewed for each matrix as applicable. No perchlorate was found in the initial, continuing and preparation blanks.

IV. Matrix Spike/Matrix Spike Duplicates

Matrix spike (MS) and matrix spike duplicate (MSD) analyses were reviewed for each matrix as applicable. Percent recoveries (%R) and relative percent differences (RPD) were within QC limits.

V. Duplicates

Duplicate (DUP) sample analyses were reviewed for each matrix as applicable.

VI. Laboratory Control Samples

Laboratory control samples were reviewed for each matrix as applicable. Percent recoveries (%R) were within QC limits.

VII. Sample Result Verification

All sample result verifications were acceptable for samples on which an EPA Level IV review was performed. Raw data were not evaluated for the samples reviewed by Level III criteria.

VIII. Overall Assessment of Data

Data flags are summarized at the end of this report if data has been qualified.

IX. Field Duplicates

No field duplicates were identified in this SDG.

X. Field Blanks

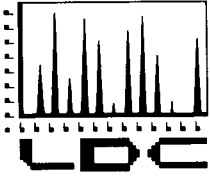
Sample EB-08-02/03/09 was identified as an equipment blank. No perchlorate was found in this blank.

NASA JPL
Perchlorate - Data Qualification Summary - SDG BMI09020401

No Sample Data Qualified in this SDG

NASA JPL
Perchlorate - Laboratory Blank Data Qualification Summary - SDG BMI09020401

No Sample Data Qualified in this SDG



LABORATORY DATA CONSULTANTS, INC.

7750 El Camino Real, Suite 2L Carlsbad, CA 92009 Phone: 760/634-0437 Fax: 760/634-0439

Battelle
505 King Avenue
Room 10-1-170
Columbus, OH 43201
ATTN: Ms. Betsy Cutie

March 11, 2009

SUBJECT: NASA JPL, Data Validation

Dear Ms. Cutie,

Enclosed are the final validation reports for the fractions listed below. These SDGs were received on March 2, 2009. Attachment 1 is a summary of the samples that were reviewed for each analysis.

LDC Project # 20415:

<u>SDG #</u>	<u>Fraction</u>
BMI09020504, BMI09020652	Volatiles, Chromium, Wet Chemistry

The data validation was performed under EPA Level III guidelines. The analyses were validated using the following documents, as applicable to each method:

- USEPA, Contract Laboratory Program National Functional Guidelines for Organic Data Review, October 1999
- USEPA, Contract Laboratory Program National Functional Guidelines for Inorganic Data Review, October 2004
- Methods and Guidance for the Analysis of Water, Includes EPA Series 500, 600, 1600 methods, April 1997
- EPA SW 846, Third Edition, Test Methods for Evaluating Solid Waste, update 1, July 1992; update IIA, August 1993; update II, September 1994; update IIB, January 1995; update III, December 1996; update IIIA, April 1998; IIIB, November 2004; Update IV, February 2007

Please feel free to contact us if you have any questions.

Sincerely,

Erlinda T. Rauto
Operations Manager/Senior Chemist

**NASA JPL
Data Validation Reports
LDC# 20415**

Volatiles

Laboratory Data Consultants, Inc. Data Validation Report

Project/Site Name: NASA JPL
Collection Date: February 4, 2009
LDC Report Date: March 9, 2009
Matrix: Water
Parameters: Volatiles
Validation Level: EPA Level III
Laboratory: Alpha Analytical, Inc.
Sample Delivery Group (SDG): BMI09020504

Sample Identification

MW-3-4
MW-3-3
MW-3-2
DUPE-5-1Q09
MW-4-3
MW-4-2
MW-4-1
EB-09-02/04/09
TB-09-02/04/09
MW-3-2MS
MW-3-2MSD

Introduction

This data review covers 11 water samples listed on the cover sheet including dilutions and reanalysis as applicable. The analyses were per EPA Method 524.2 for Volatiles.

This review follows a modified outline of the USEPA Contract Laboratory Program National Functional Guidelines for Organic Data Review (October 1999) as there are no current guidelines for the method stated above.

A qualification summary table is provided at the end of this report if data has been qualified. Flags are classified as P (protocol) or A (advisory) to indicate whether the flag is due to a laboratory deviation from a specified protocol or is of technical or advisory nature.

Blank results are summarized in Section V.

Field duplicates are summarized in Section XVI.

Raw data were not reviewed for this SDG. The review was based on QC data.

The following are definitions of the data qualifiers:

- U Indicates the compound or analyte was analyzed for but not detected at or above the stated limit.
- J Indicates an estimated value.
- R Quality control indicates the data is not usable.
- N Presumptive evidence of presence of the constituent.
- UJ Indicates the compound or analyte was analyzed for but not detected. The sample detection limit is an estimated value.
- A Indicates the finding is based upon technical validation criteria.
- P Indicates the finding is related to a protocol/contractual deviation.
- None Indicates the data was not significantly impacted by the finding, therefore qualification was not required.

I. Technical Holding Times

All technical holding time requirements were met.

The chain-of-custodies were reviewed for documentation of cooler temperatures. All cooler temperatures met validation criteria.

II. GC/MS Instrument Performance Check

Instrument performance was checked at 12 hour intervals.

All ion abundance requirements were met.

III. Initial Calibration

Initial calibration was performed using required standard concentrations.

Percent relative standard deviations (%RSD) were less than or equal to 20.0% for selected compounds.

A curve fit, based on the initial calibration, was established for quantitation for selected compounds. The coefficient of determination (r^2) was greater than or equal to 0.990 .

IV. Continuing Calibration

Continuing calibration was performed at the required frequencies.

All of the continuing calibration percent differences (%D) between the initial calibration RRF and the continuing calibration RRF were less than or equal to 30.0% with the following exceptions:

Date	Compound	%D	Associated Samples	Flag	A or P
2/9/09	Dichlorodifluoromethane	35.1	All samples in SDG BMI09020504	J (all detects) UJ (all non-detects)	A

V. Blanks

Method blanks were reviewed for each matrix as applicable. No volatile contaminants were found in the method blanks.

VI. Surrogate Spikes

Surrogates were added to all samples and blanks as required by the method. All surrogate recoveries (%R) were within QC limits.

VII. Matrix Spike/Matrix Spike Duplicates

Matrix spike (MS) and matrix spike duplicate (MSD) samples were reviewed for each matrix as applicable. Percent recoveries (%R) and relative percent differences (RPD) were within QC limits.

VIII. Laboratory Control Samples (LCS)

Laboratory control samples were reviewed for each matrix as applicable. Percent recoveries (%R) were within QC limits with the following exceptions:

LCS ID	Compound	%R (Limits)	Associated Samples	Flag	A or P
LCS MS15W0209M	Dichlorodifluoromethane	135 (70-130)	All samples in SDG BMI09020504	J (all detects)	P

IX. Regional Quality Assurance and Quality Control

Not applicable.

X. Internal Standards

All internal standard areas and retention times were within QC limits.

XI. Target Compound Identifications

Raw data were not reviewed for this SDG.

XII. Compound Quantitation and CRQLs

Raw data were not reviewed for this SDG.

XIII. Tentatively Identified Compounds (TICs)

Raw data were not reviewed for this SDG.

XIV. System Performance

Raw data were not reviewed for this SDG.

XV. Overall Assessment of Data

Data flags are summarized at the end of this report if data has been qualified.

XVI. Field Duplicates

Samples MW-3-3 and DUPE-5-1Q09 were identified as field duplicates. No volatiles were detected in any of the samples.

XVII. Field Blanks

Sample TB-09-02/04/09 was identified as a trip blank. No volatile contaminants were found in this blank.

Sample EB-09-02/04/09 was identified as an equipment blank. No volatile contaminants were found in this blank.

NASA JPL
Volatiles - Data Qualification Summary - SDG BMI09020504

SDG	Sample	Compound	Flag	A or P	Reason
BMI09020504	MW-3-4 MW-3-3 MW-3-2 DUPE-5-1Q09 MW-4-3 MW-4-2 MW-4-1 EB-09-02/04/09 TB-09-02/04/09	Dichlorodifluoromethane	J (all detects) UJ (all non-detects)	A	Continuing calibration (%D)
BMI09020504	MW-3-4	Dichlorodifluoromethane	J (all detects)	P	Laboratory control samples (%R)

NASA JPL
Volatiles - Laboratory Blank Data Qualification Summary - SDG BMI09020504

No Sample Data Qualified in this SDG

**Laboratory Data Consultants, Inc.
Data Validation Report**

Project/Site Name: NASA JPL
Collection Date: February 5, 2009
LDC Report Date: March 9, 2009
Matrix: Water
Parameters: Volatiles
Validation Level: EPA Level III
Laboratory: Alpha Analytical, Inc.
Sample Delivery Group (SDG): BMI09020652

Sample Identification

MW-22-3
MW-22-2
MW-22-1
MW-11-4
MW-11-3
MW-11-2
MW-11-1
EB-10-02/05/09
TB-10-02/05/09

Introduction

This data review covers 9 water samples listed on the cover sheet including dilutions and reanalysis as applicable. The analyses were per EPA Method 524.2 for Volatiles.

This review follows a modified outline of the USEPA Contract Laboratory Program National Functional Guidelines for Organic Data Review (October 1999) as there are no current guidelines for the method stated above.

A qualification summary table is provided at the end of this report if data has been qualified. Flags are classified as P (protocol) or A (advisory) to indicate whether the flag is due to a laboratory deviation from a specified protocol or is of technical or advisory nature.

Blank results are summarized in Section V.

Field duplicates are summarized in Section XVI.

Raw data were not reviewed for this SDG. The review was based on QC data.

The following are definitions of the data qualifiers:

- U Indicates the compound or analyte was analyzed for but not detected at or above the stated limit.
- J Indicates an estimated value.
- R Quality control indicates the data is not usable.
- N Presumptive evidence of presence of the constituent.
- UJ Indicates the compound or analyte was analyzed for but not detected. The sample detection limit is an estimated value.
- A Indicates the finding is based upon technical validation criteria.
- P Indicates the finding is related to a protocol/contractual deviation.
- None Indicates the data was not significantly impacted by the finding, therefore qualification was not required.

I. Technical Holding Times

All technical holding time requirements were met.

The chain-of-custodies were reviewed for documentation of cooler temperatures. All cooler temperatures met validation criteria.

II. GC/MS Instrument Performance Check

Instrument performance was checked at 12 hour intervals.

All ion abundance requirements were met.

III. Initial Calibration

Initial calibration was performed using required standard concentrations.

Percent relative standard deviations (%RSD) were less than or equal to 20.0% for selected compounds.

A curve fit, based on the initial calibration, was established for quantitation for selected compounds. The coefficient of determination (r^2) was greater than or equal to 0.990 .

IV. Continuing Calibration

Continuing calibration was performed at the required frequencies.

All of the continuing calibration percent differences (%D) between the initial calibration RRF and the continuing calibration RRF were less than or equal to 30.0% .

V. Blanks

Method blanks were reviewed for each matrix as applicable. No volatile contaminants were found in the method blanks.

VI. Surrogate Spikes

Surrogates were added to all samples and blanks as required by the method. All surrogate recoveries (%R) were within QC limits.

VII. Matrix Spike/Matrix Spike Duplicates

The laboratory has indicated that there were no matrix spike (MS) and matrix spike duplicate (MSD) analyses specified for the samples in this SDG, and therefore matrix spike and matrix spike duplicate analyses were not performed for this SDG.

VIII. Laboratory Control Samples (LCS)

Laboratory control samples were reviewed for each matrix as applicable. Percent recoveries (%R) were within QC limits.

IX. Regional Quality Assurance and Quality Control

Not applicable.

X. Internal Standards

All internal standard areas and retention times were within QC limits.

XI. Target Compound Identifications

Raw data were not reviewed for this SDG.

XII. Compound Quantitation and CRQLs

Raw data were not reviewed for this SDG.

XIII. Tentatively Identified Compounds (TICs)

Raw data were not reviewed for this SDG.

XIV. System Performance

Raw data were not reviewed for this SDG.

XV. Overall Assessment of Data

Data flags are summarized at the end of this report if data has been qualified.

XVI. Field Duplicates

No field duplicates were identified in this SDG.

XVII. Field Blanks

Sample TB-10-02/05/09 was identified as a trip blank. No volatile contaminants were found in this blank.

Sample EB-10-02/05/09 was identified as an equipment blank. No volatile contaminants were found in this blank.

**NASA JPL
Volatiles - Data Qualification Summary - SDG BMI09020652**

No Sample Data Qualified in this SDG

**NASA JPL
Volatiles - Laboratory Blank Data Qualification Summary - SDG BMI09020652**

No Sample Data Qualified in this SDG

**NASA JPL
Data Validation Reports
LDC# 20415**

Chromium

Laboratory Data Consultants, Inc. Data Validation Report

Project/Site Name: NASA JPL
Collection Date: February 4, 2009
LDC Report Date: March 9, 2009
Matrix: Water
Parameters: Chromium
Validation Level: EPA Level III
Laboratory: Alpha Analytical, Inc.
Sample Delivery Group (SDG): BMI09020504

Sample Identification

MW-3-4
MW-3-3
MW-3-2
DUPE-5-1Q09
MW-4-3
MW-4-2
MW-4-1
EB-09-02/04/09
MW-3-2MS
MW-3-2MSD

Introduction

This data review covers 10 water samples listed on the cover sheet including dilutions and reanalysis as applicable. The analyses were per EPA Method 200.8 for Chromium.

The review follows a modified outline of the USEPA Contract Laboratory Program National Functional Guidelines for Inorganic Data Review (October 2004) as there are no current guidelines for the method stated above.

A qualification summary table is provided at the end of this report if data has been qualified. Flags are classified as P (protocol) or A (advisory) to indicate whether the flag is due to a laboratory deviation from a specified protocol or is of technical or advisory nature.

Blanks are summarized in Section III.

Field duplicates are summarized in Section XIII.

Raw data were not reviewed for this SDG. The review was based on QC data.

The following are definitions of the data qualifiers:

- U Indicates the compound or analyte was analyzed for but not detected at or above the stated limit.
- J Indicates an estimated value.
- R Quality control indicates the data is not usable.
- N Presumptive evidence of presence of the constituent.
- UJ Indicates the compound or analyte was analyzed for but not detected. The sample detection limit is an estimated value.
- A Indicates the finding is based upon technical validation criteria.
- P Indicates the finding is related to a protocol/contractual deviation.
- None Indicates the data was not significantly impacted by the finding, therefore qualification was not required.

I. Technical Holding Times

All technical holding time requirements were met.

The chain-of-custodies were reviewed for documentation of cooler temperatures. All cooler temperatures met validation criteria.

II. Calibration

An initial calibration was performed.

The frequency and analysis criteria of the initial calibration verification (ICV) and continuing calibration verification (CCV) were met.

III. Blanks

Method blanks were reviewed for each matrix as applicable. No chromium was found in the initial, continuing and preparation blanks.

IV. ICP Interference Check Sample (ICS) Analysis

The frequency of analysis was met.

The criteria for analysis were met.

V. Matrix Spike Analysis

Matrix spike (MS) and matrix spike duplicate (MSD) samples were reviewed for each matrix as applicable. Percent recoveries (%R) and relative percent differences (RPD) were within QC limits.

VI. Duplicate Sample Analysis

Duplicate sample analyses were reviewed for each matrix as applicable.

VII. Laboratory Control Samples (LCS)

Laboratory control samples were reviewed for each matrix as applicable. Percent recoveries (%R) were within QC limits.

VIII. Internal Standards

Raw data were not reviewed for this SDG.

IX. Furnace Atomic Absorption QC

Graphite furnace atomic absorption was not utilized in this SDG.

X. ICP Serial Dilution

ICP serial dilution was not performed for this SDG.

XI. Sample Result Verification

Raw data were not reviewed for this SDG.

XII. Overall Assessment of Data

Data flags are summarized at the end of this report if data has been qualified.

XIII. Field Duplicates

Samples MW-3-3 and DUPE-5-1Q09 were identified as field duplicates. No chromium was detected in any of the samples.

XIV. Field Blanks

Sample EB-09-02/04/09 was identified as an equipment blank. No chromium was found in this blank.

**NASA JPL
Chromium - Data Qualification Summary - SDG BMI09020504**

No Sample Data Qualified in this SDG

**NASA JPL
Chromium - Laboratory Blank Data Qualification Summary - SDG BMI09020504**

No Sample Data Qualified in this SDG

**Laboratory Data Consultants, Inc.
Data Validation Report**

Project/Site Name: NASA JPL
Collection Date: February 5, 2009
LDC Report Date: March 9, 2009
Matrix: Water
Parameters: Chromium
Validation Level: EPA Level III
Laboratory: Alpha Analytical, Inc.
Sample Delivery Group (SDG): BMI09020652

Sample Identification

MW-22-3
MW-22-2
MW-22-1
MW-11-3
MW-11-2
MW-11-1
EB-10-02/05/09

Introduction

This data review covers 7 water samples listed on the cover sheet including dilutions and reanalysis as applicable. The analyses were per EPA Method 200.8 for Chromium.

The review follows a modified outline of the USEPA Contract Laboratory Program National Functional Guidelines for Inorganic Data Review (October 2004) as there are no current guidelines for the method stated above.

A qualification summary table is provided at the end of this report if data has been qualified. Flags are classified as P (protocol) or A (advisory) to indicate whether the flag is due to a laboratory deviation from a specified protocol or is of technical or advisory nature.

Blanks are summarized in Section III.

Field duplicates are summarized in Section XIII.

Raw data were not reviewed for this SDG. The review was based on QC data.

The following are definitions of the data qualifiers:

- U Indicates the compound or analyte was analyzed for but not detected at or above the stated limit.
- J Indicates an estimated value.
- R Quality control indicates the data is not usable.
- N Presumptive evidence of presence of the constituent.
- UJ Indicates the compound or analyte was analyzed for but not detected. The sample detection limit is an estimated value.
- A Indicates the finding is based upon technical validation criteria.
- P Indicates the finding is related to a protocol/contractual deviation.
- None Indicates the data was not significantly impacted by the finding, therefore qualification was not required.

I. Technical Holding Times

All technical holding time requirements were met.

The chain-of-custodies were reviewed for documentation of cooler temperatures. All cooler temperatures met validation criteria.

II. Calibration

An initial calibration was performed.

The frequency and analysis criteria of the initial calibration verification (ICV) and continuing calibration verification (CCV) were met.

III. Blanks

Method blanks were reviewed for each matrix as applicable. No chromium was found in the initial, continuing and preparation blanks.

IV. ICP Interference Check Sample (ICS) Analysis

The frequency of analysis was met.

The criteria for analysis were met.

V. Matrix Spike Analysis

Matrix spike (MS) and matrix spike duplicate (MSD) samples were reviewed for each matrix as applicable. Percent recoveries (%R) and relative percent differences (RPD) were within QC limits.

VI. Duplicate Sample Analysis

Duplicate sample analyses were reviewed for each matrix as applicable.

VII. Laboratory Control Samples (LCS)

Laboratory control samples were reviewed for each matrix as applicable. Percent recoveries (%R) were within QC limits.

VIII. Internal Standards

Raw data were not reviewed for this SDG.

IX. Furnace Atomic Absorption QC

Graphite furnace atomic absorption was not utilized in this SDG.

X. ICP Serial Dilution

ICP serial dilution was not performed for this SDG.

XI. Sample Result Verification

Raw data were not reviewed for this SDG.

XII. Overall Assessment of Data

Data flags are summarized at the end of this report if data has been qualified.

XIII. Field Duplicates

No field duplicates were identified in this SDG.

XIV. Field Blanks

Sample EB-10-02/05/09 was identified as an equipment blank. No chromium was found in this blank.

**NASA JPL
Chromium - Data Qualification Summary - SDG BMI09020652**

No Sample Data Qualified in this SDG

**NASA JPL
Chromium - Laboratory Blank Data Qualification Summary - SDG BMI09020652**

No Sample Data Qualified in this SDG

**NASA JPL
Data Validation Reports
LDC# 20415**

Wet Chemistry

**Laboratory Data Consultants, Inc.
Data Validation Report**

Project/Site Name: NASA JPL
Collection Date: February 4, 2009
LDC Report Date: March 9, 2009
Matrix: Water
Parameters: Perchlorate
Validation Level: EPA Level III
Laboratory: Alpha Analytical, Inc.
Sample Delivery Group (SDG): BMI09020504

Sample Identification

MW-3-4
MW-3-3
MW-3-2
DUPE-5-1Q09
MW-4-3
MW-4-2
MW-4-1
EB-09-02/04/09
MW-3-2MS
MW-3-2MSD

Introduction

This data review covers 10 water samples listed on the cover sheet including dilutions and reanalysis as applicable. The analyses were per EPA Method 314.0 for Perchlorate.

The review follows a modified outline of the USEPA Contract Laboratory Program National Functional Guidelines for Inorganic Data Review (October 2004) as there are no current guidelines for the methods stated above.

A qualification summary table is provided at the end of this report if data has been qualified. Flags are classified as P (protocol) or A (advisory) to indicate whether the flag is due to a laboratory deviation from a specified protocol or is of technical or advisory nature.

Blank results are summarized in Section III.

Field duplicates are summarized in Section IX.

Raw data were not reviewed for this SDG. The review was based on QC data.

The following are definitions of the data qualifiers:

- U Indicates the compound or analyte was analyzed for but not detected at or above the stated limit.
- J Indicates an estimated value.
- R Quality control indicates the data is not usable.
- N Presumptive evidence of presence of the constituent.
- UJ Indicates the compound or analyte was analyzed for but not detected. The sample detection limit is an estimated value.
- A Indicates the finding is based upon technical validation criteria.
- P Indicates the finding is related to a protocol/contractual deviation.
- None Indicates the data was not significantly impacted by the finding, therefore qualification was not required.

I. Technical Holding Times

All technical holding time requirements were met.

The chain-of-custodies were reviewed for documentation of cooler temperatures. All cooler temperatures met validation criteria.

II. Calibration

a. Initial Calibration

All criteria for the initial calibration were met.

b. Calibration Verification

Calibration verification frequency and analysis criteria were met.

III. Blanks

Method blanks were reviewed for each matrix as applicable. No perchlorate was found in the initial, continuing and preparation blanks.

IV. Matrix Spike/Matrix Spike Duplicates

Matrix spike (MS) and matrix spike duplicate (MSD) analyses were reviewed for each matrix as applicable. Percent recoveries (%R) and relative percent differences (RPD) were within QC limits.

V. Duplicates

Duplicate (DUP) sample analyses were reviewed for each matrix as applicable.

VI. Laboratory Control Samples

Laboratory control samples were reviewed for each matrix as applicable. Percent recoveries (%R) were within QC limits.

VII. Sample Result Verification

Raw data were not reviewed for this SDG.

VIII. Overall Assessment of Data

Data flags are summarized at the end of this report if data has been qualified.

IX. Field Duplicates

Samples MW-3-3 and DUPE-5-1Q09 were identified as field duplicates. No perchlorate was detected in any of the samples.

X. Field Blanks

Sample EB-09-02/04/09 was identified as an equipment blank. No perchlorate was found in this blank.

**NASA JPL
Perchlorate - Data Qualification Summary - SDG BMI09020504**

No Sample Data Qualified in this SDG

**NASA JPL
Perchlorate - Laboratory Blank Data Qualification Summary - SDG BMI09020504**

No Sample Data Qualified in this SDG

**Laboratory Data Consultants, Inc.
Data Validation Report**

Project/Site Name: NASA JPL
Collection Date: February 5, 2009
LDC Report Date: March 9, 2009
Matrix: Water
Parameters: Wet Chemistry
Validation Level: EPA Level III
Laboratory: Alpha Analytical, Inc.
Sample Delivery Group (SDG): BMI09020652

Sample Identification

MW-22-3
MW-22-2
MW-22-1
MW-11-4
MW-11-3
MW-11-2
MW-11-1
EB-10-02/05/09
MW-11-1MS
MW-11-1MSD

Introduction

This data review covers 10 water samples listed on the cover sheet including dilutions and reanalysis as applicable. The analyses were per EPA Method 300.0 for Chloride, Nitrate as Nitrogen, Nitrite as Nitrogen, Orthophosphate as Phosphate, and Sulfate and EPA Method 314.0 for Perchlorate.

The review follows a modified outline of the USEPA Contract Laboratory Program National Functional Guidelines for Inorganic Data Review (October 2004) as there are no current guidelines for the methods stated above.

A qualification summary table is provided at the end of this report if data has been qualified. Flags are classified as P (protocol) or A (advisory) to indicate whether the flag is due to a laboratory deviation from a specified protocol or is of technical or advisory nature.

Blank results are summarized in Section III.

Field duplicates are summarized in Section IX.

Raw data were not reviewed for this SDG. The review was based on QC data.

The following are definitions of the data qualifiers:

- U Indicates the compound or analyte was analyzed for but not detected at or above the stated limit.
- J Indicates an estimated value.
- R Quality control indicates the data is not usable.
- N Presumptive evidence of presence of the constituent.
- UJ Indicates the compound or analyte was analyzed for but not detected. The sample detection limit is an estimated value.
- A Indicates the finding is based upon technical validation criteria.
- P Indicates the finding is related to a protocol/contractual deviation.
- None Indicates the data was not significantly impacted by the finding, therefore qualification was not required.

I. Technical Holding Times

All technical holding time requirements were met.

The chain-of-custodies were reviewed for documentation of cooler temperatures. All cooler temperatures met validation criteria.

II. Calibration

a. Initial Calibration

All criteria for the initial calibration were met.

b. Calibration Verification

Calibration verification frequency and analysis criteria were met.

III. Blanks

Method blanks were reviewed for each matrix as applicable. No contaminant concentrations were found in the initial, continuing and preparation blanks.

IV. Matrix Spike/Matrix Spike Duplicates

Matrix spike (MS) and matrix spike duplicate (MSD) analyses were reviewed for each matrix as applicable. Percent recoveries (%R) and relative percent differences (RPD) were within QC limits.

V. Duplicates

Duplicate (DUP) sample analyses were reviewed for each matrix as applicable.

VI. Laboratory Control Samples

Laboratory control samples were reviewed for each matrix as applicable. Percent recoveries (%R) were within QC limits.

VII. Sample Result Verification

Raw data were not reviewed for this SDG.

VIII. Overall Assessment of Data

Data flags are summarized at the end of this report if data has been qualified.

IX. Field Duplicates

No field duplicates were identified in this SDG.

X. Field Blanks

Sample EB-10-02/05/09 was identified as an equipment blank. No contaminant concentrations were found in this blank.

NASA JPL

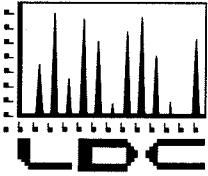
Wet Chemistry - Data Qualification Summary - SDG BMI09020652

No Sample Data Qualified in this SDG

NASA JPL

Wet Chemistry - Laboratory Blank Data Qualification Summary - SDG BMI09020652

No Sample Data Qualified in this SDG



LABORATORY DATA CONSULTANTS, INC.

7750 El Camino Real, Suite 2L Carlsbad, CA 92009 Phone: 760/634-0437 Fax: 760/634-0439

Battelle
505 King Avenue
Room 10-1-170
Columbus, OH 43201
ATTN: Ms. Betsy Cutie

March 11, 2009

SUBJECT: NASA JPL, Data Validation

Dear Ms. Cutie,

Enclosed are the final validation reports for the fractions listed below. These SDGs were received on March 5, 2009. Attachment 1 is a summary of the samples that were reviewed for each analysis.

LDC Project # 20430:

<u>SDG #</u>	<u>Fraction</u>
BMI09021004, BMI09021103, BMI09021203, BMI09021342	Volatiles, Chromium, Wet Chemistry

The data validation was performed under EPA Level III and Level IV guidelines. The analyses were validated using the following documents, as applicable to each method:

- USEPA, Contract Laboratory Program National Functional Guidelines for Organic Data Review, October 1999
- USEPA, Contract Laboratory Program National Functional Guidelines for Inorganic Data Review, October 2004
- Methods and Guidance for the Analysis of Water, Includes EPA Series 500, 600, 1600 methods, April 1997
- EPA SW 846, Third Edition, Test Methods for Evaluating Solid Waste, update 1, July 1992; update IIA, August 1993; update II, September 1994; update IIB, January 1995; update III, December 1996; update IIIA, April 1998; IIIB, November 2004; Update IV, February 2007

Please feel free to contact us if you have any questions.

Sincerely,

Erlinda T. Rauto
Operations Manager/Senior Chemist

**NASA JPL
Data Validation Reports
LDC# 20430**

Volatiles

LDC

**Laboratory Data Consultants, Inc.
Data Validation Report**

Project/Site Name: NASA JPL
Collection Date: February 9, 2009
LDC Report Date: March 9, 2009
Matrix: Water
Parameters: Volatiles
Validation Level: EPA Level III
Laboratory: Alpha Analytical, Inc.

Sample Delivery Group (SDG): BMI09021004

Sample Identification

MW-23-3
MW-23-2
MW-23-1
EB-11-02/09/09
TB-11-02/09/09
SB-01-1Q09
MW-23-3MS
MW-23-3MSD

Introduction

This data review covers 8 water samples listed on the cover sheet including dilutions and reanalysis as applicable. The analyses were per EPA Method 524.2 for Volatiles.

This review follows a modified outline of the USEPA Contract Laboratory Program National Functional Guidelines for Organic Data Review (October 1999) as there are no current guidelines for the method stated above.

A qualification summary table is provided at the end of this report if data has been qualified. Flags are classified as P (protocol) or A (advisory) to indicate whether the flag is due to a laboratory deviation from a specified protocol or is of technical or advisory nature.

Blank results are summarized in Section V.

Field duplicates are summarized in Section XVI.

Raw data were not reviewed for this SDG. The review was based on QC data.

The following are definitions of the data qualifiers:

- U Indicates the compound or analyte was analyzed for but not detected at or above the stated limit.
- J Indicates an estimated value.
- R Quality control indicates the data is not usable.
- N Presumptive evidence of presence of the constituent.
- UJ Indicates the compound or analyte was analyzed for but not detected. The sample detection limit is an estimated value.
- A Indicates the finding is based upon technical validation criteria.
- P Indicates the finding is related to a protocol/contractual deviation.
- None Indicates the data was not significantly impacted by the finding, therefore qualification was not required.

I. Technical Holding Times

All technical holding time requirements were met.

The chain-of-custodies were reviewed for documentation of cooler temperatures. All cooler temperatures met validation criteria.

II. GC/MS Instrument Performance Check

Instrument performance was checked at 12 hour intervals.

All ion abundance requirements were met.

III. Initial Calibration

Initial calibration was performed using required standard concentrations.

Percent relative standard deviations (%RSD) were less than or equal to 20.0% for selected compounds.

A curve fit, based on the initial calibration, was established for quantitation for selected compounds. The coefficient of determination (r^2) was greater than or equal to 0.990 .

IV. Continuing Calibration

Continuing calibration was performed at the required frequencies.

All of the continuing calibration percent differences (%D) between the initial calibration RRF and the continuing calibration RRF were less than or equal to 30.0% .

V. Blanks

Method blanks were reviewed for each matrix as applicable. No volatile contaminants were found in the method blanks.

VI. Surrogate Spikes

Surrogates were added to all samples and blanks as required by the method. All surrogate recoveries (%R) were within QC limits.

VII. Matrix Spike/Matrix Spike Duplicates

Matrix spike (MS) and matrix spike duplicate (MSD) samples were reviewed for each matrix as applicable. Percent recoveries (%R) and relative percent differences (RPD) were within QC limits.

VIII. Laboratory Control Samples (LCS)

Laboratory control samples were reviewed for each matrix as applicable. Percent recoveries (%R) were within QC limits.

IX. Regional Quality Assurance and Quality Control

Not applicable.

X. Internal Standards

All internal standard areas and retention times were within QC limits.

XI. Target Compound Identifications

Raw data were not reviewed for this SDG.

XII. Compound Quantitation and CRQLs

Raw data were not reviewed for this SDG.

XIII. Tentatively Identified Compounds (TICs)

Raw data were not reviewed for this SDG.

XIV. System Performance

Raw data were not reviewed for this SDG.

XV. Overall Assessment of Data

Data flags are summarized at the end of this report if data has been qualified.

XVI. Field Duplicates

No field duplicates were identified in this SDG.

XVII. Field Blanks

Sample TB-11-02/09/09 was identified as a trip blank. No volatile contaminants were found in this blank.

Sample EB-11-02/09/09 was identified as an equipment blank. No volatile contaminants were found in this blank.

Sample SB-01-1Q09 was identified as a source blank. No volatile contaminants were found in this blank.

**NASA JPL
Volatiles - Data Qualification Summary - SDG BMI09021004**

No Sample Data Qualified in this SDG

**NASA JPL
Volatiles - Laboratory Blank Data Qualification Summary - SDG BMI09021004**

No Sample Data Qualified in this SDG

**Laboratory Data Consultants, Inc.
Data Validation Report**

Project/Site Name: NASA JPL
Collection Date: February 10, 2009
LDC Report Date: March 9, 2009
Matrix: Water
Parameters: Volatiles
Validation Level: EPA Level III
Laboratory: Alpha Analytical, Inc.

Sample Delivery Group (SDG): BMI09021103

Sample Identification

MW-7
MW-16
DUPE-06-1Q09
TB-12-02/10/09

Introduction

This data review covers 4 water samples listed on the cover sheet including dilutions and reanalysis as applicable. The analyses were per EPA Method 524.2 for Volatiles.

This review follows a modified outline of the USEPA Contract Laboratory Program National Functional Guidelines for Organic Data Review (October 1999) as there are no current guidelines for the method stated above.

A qualification summary table is provided at the end of this report if data has been qualified. Flags are classified as P (protocol) or A (advisory) to indicate whether the flag is due to a laboratory deviation from a specified protocol or is of technical or advisory nature.

Blank results are summarized in Section V.

Field duplicates are summarized in Section XVI.

Raw data were not reviewed for this SDG. The review was based on QC data.

The following are definitions of the data qualifiers:

- U Indicates the compound or analyte was analyzed for but not detected at or above the stated limit.
- J Indicates an estimated value.
- R Quality control indicates the data is not usable.
- N Presumptive evidence of presence of the constituent.
- UJ Indicates the compound or analyte was analyzed for but not detected. The sample detection limit is an estimated value.
- A Indicates the finding is based upon technical validation criteria.
- P Indicates the finding is related to a protocol/contractual deviation.
- None Indicates the data was not significantly impacted by the finding, therefore qualification was not required.

I. Technical Holding Times

All technical holding time requirements were met.

The chain-of-custodies were reviewed for documentation of cooler temperatures. All cooler temperatures met validation criteria.

II. GC/MS Instrument Performance Check

Instrument performance was checked at 12 hour intervals.

All ion abundance requirements were met.

III. Initial Calibration

Initial calibration was performed using required standard concentrations.

Percent relative standard deviations (%RSD) were less than or equal to 20.0% for selected compounds.

A curve fit, based on the initial calibration, was established for quantitation for selected compounds. The coefficient of determination (r^2) was greater than or equal to 0.990 .

IV. Continuing Calibration

Continuing calibration was performed at the required frequencies.

All of the continuing calibration percent differences (%D) between the initial calibration RRF and the continuing calibration RRF were less than or equal to 30.0% .

V. Blanks

Method blanks were reviewed for each matrix as applicable. No volatile contaminants were found in the method blanks.

VI. Surrogate Spikes

Surrogates were added to all samples and blanks as required by the method. All surrogate recoveries (%R) were within QC limits.

VII. Matrix Spike/Matrix Spike Duplicates

Matrix spike (MS) and matrix spike duplicate (MSD) samples were reviewed for each matrix as applicable. Percent recoveries (%R) and relative percent differences (RPD) were within QC limits.

VIII. Laboratory Control Samples (LCS)

Laboratory control samples were reviewed for each matrix as applicable. Percent recoveries (%R) were within QC limits.

IX. Regional Quality Assurance and Quality Control

Not applicable.

X. Internal Standards

All internal standard areas and retention times were within QC limits.

XI. Target Compound Identifications

Raw data were not reviewed for this SDG.

XII. Compound Quantitation and CRQLs

Raw data were not reviewed for this SDG.

XIII. Tentatively Identified Compounds (TICs)

Raw data were not reviewed for this SDG.

XIV. System Performance

Raw data were not reviewed for this SDG.

XV. Overall Assessment of Data

Data flags are summarized at the end of this report if data has been qualified.

XVI. Field Duplicates

Samples MW-7 and DUPE-06-1Q09 were identified as field duplicates. No volatiles were detected in any of the samples with the following exceptions:

Compound	Concentration (ug/L)		RPD
	MW-7	DUPE-06-1Q09	
Chloroform	1.0	0.99	1

XVII. Field Blanks

Sample TB-12-02/10/09 was identified as a trip blank. No volatile contaminants were found in this blank.

NASA JPL
Volatiles - Data Qualification Summary - SDG BMI09021103

No Sample Data Qualified in this SDG

NASA JPL
Volatiles - Laboratory Blank Data Qualification Summary - SDG BMI09021103

No Sample Data Qualified in this SDG

**Laboratory Data Consultants, Inc.
Data Validation Report**

Project/Site Name: NASA JPL
Collection Date: February 11, 2009
LDC Report Date: March 9, 2009
Matrix: Water
Parameters: Volatiles
Validation Level: EPA Level III
Laboratory: Alpha Analytical, Inc.

Sample Delivery Group (SDG): BMI09021203

Sample Identification

MW-13
MW-8
TB-13-02/11/09
MW-8MS
MW-8MSD

Introduction

This data review covers 5 water samples listed on the cover sheet including dilutions and reanalysis as applicable. The analyses were per EPA Method 524.2 for Volatiles.

This review follows a modified outline of the USEPA Contract Laboratory Program National Functional Guidelines for Organic Data Review (October 1999) as there are no current guidelines for the method stated above.

A qualification summary table is provided at the end of this report if data has been qualified. Flags are classified as P (protocol) or A (advisory) to indicate whether the flag is due to a laboratory deviation from a specified protocol or is of technical or advisory nature.

Blank results are summarized in Section V.

Field duplicates are summarized in Section XVI.

Raw data were not reviewed for this SDG. The review was based on QC data.

The following are definitions of the data qualifiers:

- U Indicates the compound or analyte was analyzed for but not detected at or above the stated limit.
- J Indicates an estimated value.
- R Quality control indicates the data is not usable.
- N Presumptive evidence of presence of the constituent.
- UJ Indicates the compound or analyte was analyzed for but not detected. The sample detection limit is an estimated value.
- A Indicates the finding is based upon technical validation criteria.
- P Indicates the finding is related to a protocol/contractual deviation.
- None Indicates the data was not significantly impacted by the finding, therefore qualification was not required.

I. Technical Holding Times

All technical holding time requirements were met.

The chain-of-custodies were reviewed for documentation of cooler temperatures. All cooler temperatures met validation criteria.

II. GC/MS Instrument Performance Check

Instrument performance was checked at 12 hour intervals.

All ion abundance requirements were met.

III. Initial Calibration

Initial calibration was performed using required standard concentrations.

Percent relative standard deviations (%RSD) were less than or equal to 20.0% for selected compounds.

A curve fit, based on the initial calibration, was established for quantitation for selected compounds. The coefficient of determination (r^2) was greater than or equal to 0.990 .

IV. Continuing Calibration

Continuing calibration was performed at the required frequencies.

All of the continuing calibration percent differences (%D) between the initial calibration RRF and the continuing calibration RRF were less than or equal to 30.0% .

V. Blanks

Method blanks were reviewed for each matrix as applicable. No volatile contaminants were found in the method blanks.

VI. Surrogate Spikes

Surrogates were added to all samples and blanks as required by the method. All surrogate recoveries (%R) were within QC limits.

VII. Matrix Spike/Matrix Spike Duplicates

Matrix spike (MS) and matrix spike duplicate (MSD) samples were reviewed for each matrix as applicable. Percent recoveries (%R) and relative percent differences (RPD) were within QC limits.

VIII. Laboratory Control Samples (LCS)

Laboratory control samples were reviewed for each matrix as applicable. Percent recoveries (%R) were within QC limits.

IX. Regional Quality Assurance and Quality Control

Not applicable.

X. Internal Standards

All internal standard areas and retention times were within QC limits.

XI. Target Compound Identifications

Raw data were not reviewed for this SDG.

XII. Compound Quantitation and CRQLs

Raw data were not reviewed for this SDG.

XIII. Tentatively Identified Compounds (TICs)

Raw data were not reviewed for this SDG.

XIV. System Performance

Raw data were not reviewed for this SDG.

XV. Overall Assessment of Data

Data flags are summarized at the end of this report if data has been qualified.

XVI. Field Duplicates

No field duplicates were identified in this SDG.

XVII. Field Blanks

Sample TB-13-02/11/09 was identified as a trip blank. No volatile contaminants were found in this blank.

NASA JPL
Volatiles - Data Qualification Summary - SDG BMI09021203

No Sample Data Qualified in this SDG

NASA JPL
Volatiles - Laboratory Blank Data Qualification Summary - SDG BMI09021203

No Sample Data Qualified in this SDG

**Laboratory Data Consultants, Inc.
Data Validation Report**

Project/Site Name: NASA JPL
Collection Date: February 12, 2009
LDC Report Date: March 9, 2009
Matrix: Water
Parameters: Volatiles
Validation Level: EPA Level III & IV
Laboratory: Alpha Analytical, Inc.

Sample Delivery Group (SDG): BMI09021342

Sample Identification

MW-10**
DUPE-07-1Q09**
MW-6
TB-14-02/12/09

**Indicates sample underwent EPA Level IV review

Introduction

This data review covers 4 water samples listed on the cover sheet including dilutions and reanalysis as applicable. The analyses were per EPA Method 524.2 for Volatiles.

This review follows a modified outline of the USEPA Contract Laboratory Program National Functional Guidelines for Organic Data Review (October 1999) as there are no current guidelines for the method stated above.

A qualification summary table is provided at the end of this report if data has been qualified. Flags are classified as P (protocol) or A (advisory) to indicate whether the flag is due to a laboratory deviation from a specified protocol or is of technical or advisory nature.

Blank results are summarized in Section V.

Field duplicates are summarized in Section XVI.

Samples indicated by a double asterisk on the front cover underwent an EPA Level IV review. An EPA Level III review was performed on all of the other samples. Raw data were not evaluated for the samples reviewed by Level III criteria since this review is based on QC data.

The following are definitions of the data qualifiers:

- U Indicates the compound or analyte was analyzed for but not detected at or above the stated limit.
- J Indicates an estimated value.
- R Quality control indicates the data is not usable.
- N Presumptive evidence of presence of the constituent.
- UJ Indicates the compound or analyte was analyzed for but not detected. The sample detection limit is an estimated value.
- A Indicates the finding is based upon technical validation criteria.
- P Indicates the finding is related to a protocol/contractual deviation.
- None Indicates the data was not significantly impacted by the finding, therefore qualification was not required.

I. Technical Holding Times

All technical holding time requirements were met.

The chain-of-custodies were reviewed for documentation of cooler temperatures. All cooler temperatures met validation criteria.

II. GC/MS Instrument Performance Check

Instrument performance was checked at 12 hour intervals.

All ion abundance requirements were met.

III. Initial Calibration

Initial calibration was performed using required standard concentrations.

Percent relative standard deviations (%RSD) were less than or equal to 20.0% for selected compounds.

A curve fit, based on the initial calibration, was established for quantitation for selected compounds. The coefficient of determination (r^2) was greater than or equal to 0.990 .

IV. Continuing Calibration

Continuing calibration was performed at the required frequencies.

All of the continuing calibration percent differences (%D) between the initial calibration RRF and the continuing calibration RRF were less than or equal to 30.0% .

V. Blanks

Method blanks were reviewed for each matrix as applicable. No volatile contaminants were found in the method blanks.

VI. Surrogate Spikes

Surrogates were added to all samples and blanks as required by the method. All surrogate recoveries (%R) were within QC limits.

VII. Matrix Spike/Matrix Spike Duplicates

The laboratory has indicated that there were no matrix spike (MS) and matrix spike duplicate (MSD) analyses specified for the samples in this SDG, and therefore matrix spike and matrix spike duplicate analyses were not performed for this SDG.

VIII. Laboratory Control Samples (LCS)

Laboratory control samples were reviewed for each matrix as applicable. Percent recoveries (%R) were within QC limits.

IX. Regional Quality Assurance and Quality Control

Not applicable.

X. Internal Standards

All internal standard areas and retention times were within QC limits.

XI. Target Compound Identifications

All target compound identifications were within validation criteria for samples on which an EPA Level IV review was performed. Raw data were not evaluated for the samples reviewed by Level III criteria.

XII. Compound Quantitation and CRQLs

All compound quantitation and CRQLs were within validation criteria for samples on which an EPA Level IV review was performed. Raw data were not evaluated for the samples reviewed by Level III criteria.

XIII. Tentatively Identified Compounds (TICs)

All tentatively identified compounds were within validation criteria for samples on which an EPA Level IV review was performed. Raw data were not evaluated for the samples reviewed by Level III criteria.

XIV. System Performance

The system performance was within validation criteria for samples on which an EPA Level IV review was performed. Raw data were not evaluated for the samples reviewed by Level III criteria.

XV. Overall Assessment of Data

Data flags are summarized at the end of this report if data has been qualified.

XVI. Field Duplicates

Samples MW-10** and DUPE-07-1Q09** were identified as field duplicates. No volatiles were detected in any of the samples with the following exceptions:

Compound	Concentration (ug/L)		RPD
	MW-10**	DUPE-07-1Q09**	
Chloroform	0.57	0.58	2
Trichloroethene	3.2	3.1	3
Tetrachloroethene	1.1	1.2	9

XVII. Field Blanks

Sample TB-14-02/12/09 was identified as a trip blank. No volatile contaminants were found in this blank.

NASA JPL
Volatiles - Data Qualification Summary - SDG BMI09021342

No Sample Data Qualified in this SDG

NASA JPL
Volatiles - Laboratory Blank Data Qualification Summary - SDG BMI09021342

No Sample Data Qualified in this SDG

**NASA JPL
Data Validation Reports
LDC# 20430**

Chromium

LDC

**Laboratory Data Consultants, Inc.
Data Validation Report**

Project/Site Name: NASA JPL
Collection Date: February 9, 2009
LDC Report Date: March 9, 2009
Matrix: Water
Parameters: Chromium
Validation Level: EPA Level III
Laboratory: Alpha Analytical, Inc.

Sample Delivery Group (SDG): BMI09021004

Sample Identification

MW-23-4
MW-23-3
MW-23-2
MW-23-1
EB-11-02/09/09
SB-01-1Q09
MW-23-3MS
MW-23-3MSD

Introduction

This data review covers 8 water samples listed on the cover sheet including dilutions and reanalysis as applicable. The analyses were per EPA Method 200.8 for Chromium.

The review follows a modified outline of the USEPA Contract Laboratory Program National Functional Guidelines for Inorganic Data Review (October 2004) as there are no current guidelines for the method stated above.

A qualification summary table is provided at the end of this report if data has been qualified. Flags are classified as P (protocol) or A (advisory) to indicate whether the flag is due to a laboratory deviation from a specified protocol or is of technical or advisory nature.

Blanks are summarized in Section III.

Field duplicates are summarized in Section XIII.

Raw data were not reviewed for this SDG. The review was based on QC data.

The following are definitions of the data qualifiers:

- U Indicates the compound or analyte was analyzed for but not detected at or above the stated limit.
- J Indicates an estimated value.
- R Quality control indicates the data is not usable.
- N Presumptive evidence of presence of the constituent.
- UJ Indicates the compound or analyte was analyzed for but not detected. The sample detection limit is an estimated value.
- A Indicates the finding is based upon technical validation criteria.
- P Indicates the finding is related to a protocol/contractual deviation.
- None Indicates the data was not significantly impacted by the finding, therefore qualification was not required.

I. Technical Holding Times

All technical holding time requirements were met.

The chain-of-custodies were reviewed for documentation of cooler temperatures. All cooler temperatures met validation criteria.

II. Calibration

An initial calibration was performed.

The frequency and analysis criteria of the initial calibration verification (ICV) and continuing calibration verification (CCV) were met.

III. Blanks

Method blanks were reviewed for each matrix as applicable. No chromium was found in the initial, continuing and preparation blanks.

IV. ICP Interference Check Sample (ICS) Analysis

The frequency of analysis was met.

The criteria for analysis were met.

V. Matrix Spike Analysis

Matrix spike (MS) and matrix spike duplicate (MSD) samples were reviewed for each matrix as applicable. Percent recoveries (%R) and relative percent differences (RPD) were within QC limits.

VI. Duplicate Sample Analysis

Duplicate sample analyses were reviewed for each matrix as applicable.

VII. Laboratory Control Samples (LCS)

Laboratory control samples were reviewed for each matrix as applicable. Percent recoveries (%R) were within QC limits.

VIII. Internal Standards

Raw data were not reviewed for this SDG.

IX. Furnace Atomic Absorption QC

Graphite furnace atomic absorption was not utilized in this SDG.

X. ICP Serial Dilution

ICP serial dilution was not performed for this SDG.

XI. Sample Result Verification

Raw data were not reviewed for this SDG.

XII. Overall Assessment of Data

Data flags are summarized at the end of this report if data has been qualified.

XIII. Field Duplicates

No field duplicates were identified in this SDG.

XIV. Field Blanks

Sample EB-11-02/09/09 was identified as an equipment blank. No chromium was found in this blank.

Sample SB-01-1Q09 was identified as a source blank. No chromium was found in this blank.

**NASA JPL
Chromium - Data Qualification Summary - SDG BMI09021004**

No Sample Data Qualified in this SDG

**NASA JPL
Chromium - Laboratory Blank Data Qualification Summary - SDG BMI09021004**

No Sample Data Qualified in this SDG

**Laboratory Data Consultants, Inc.
Data Validation Report**

Project/Site Name: NASA JPL
Collection Date: February 10, 2009
LDC Report Date: March 9, 2009
Matrix: Water
Parameters: Chromium
Validation Level: EPA Level III
Laboratory: Alpha Analytical, Inc.

Sample Delivery Group (SDG): BMI09021103

Sample Identification

MW-7
MW-16
DUPE-06-1Q09

Introduction

This data review covers 3 water samples listed on the cover sheet including dilutions and reanalysis as applicable. The analyses were per EPA Method 200.8 for Chromium.

The review follows a modified outline of the USEPA Contract Laboratory Program National Functional Guidelines for Inorganic Data Review (October 2004) as there are no current guidelines for the method stated above.

A qualification summary table is provided at the end of this report if data has been qualified. Flags are classified as P (protocol) or A (advisory) to indicate whether the flag is due to a laboratory deviation from a specified protocol or is of technical or advisory nature.

Blanks are summarized in Section III.

Field duplicates are summarized in Section XIII.

Raw data were not reviewed for this SDG. The review was based on QC data.

The following are definitions of the data qualifiers:

- U Indicates the compound or analyte was analyzed for but not detected at or above the stated limit.
- J Indicates an estimated value.
- R Quality control indicates the data is not usable.
- N Presumptive evidence of presence of the constituent.
- UU Indicates the compound or analyte was analyzed for but not detected. The sample detection limit is an estimated value.
- A Indicates the finding is based upon technical validation criteria.
- P Indicates the finding is related to a protocol/contractual deviation.
- None Indicates the data was not significantly impacted by the finding, therefore qualification was not required.

I. Technical Holding Times

All technical holding time requirements were met.

The chain-of-custodies were reviewed for documentation of cooler temperatures. All cooler temperatures met validation criteria.

II. Calibration

An initial calibration was performed.

The frequency and analysis criteria of the initial calibration verification (ICV) and continuing calibration verification (CCV) were met.

III. Blanks

Method blanks were reviewed for each matrix as applicable. No chromium was found in the initial, continuing and preparation blanks.

IV. ICP Interference Check Sample (ICS) Analysis

The frequency of analysis was met.

The criteria for analysis were met.

V. Matrix Spike Analysis

Matrix spike (MS) and matrix spike duplicate (MSD) samples were reviewed for each matrix as applicable. Percent recoveries (%R) and relative percent differences (RPD) were within QC limits.

VI. Duplicate Sample Analysis

Duplicate sample analyses were reviewed for each matrix as applicable.

VII. Laboratory Control Samples (LCS)

Laboratory control samples were reviewed for each matrix as applicable. Percent recoveries (%R) were within QC limits.

VIII. Internal Standards

Raw data were not reviewed for this SDG.

IX. Furnace Atomic Absorption QC

Graphite furnace atomic absorption was not utilized in this SDG.

X. ICP Serial Dilution

ICP serial dilution was not performed for this SDG.

XI. Sample Result Verification

Raw data were not reviewed for this SDG.

XII. Overall Assessment of Data

Data flags are summarized at the end of this report if data has been qualified.

XIII. Field Duplicates

Samples MW-7 and DUPE-06-1Q09 were identified as field duplicates. No metals were detected in any of the samples.

XIV. Field Blanks

No field blanks were identified in this SDG.

NASA JPL

Chromium - Data Qualification Summary - SDG BMI09021103

No Sample Data Qualified in this SDG

NASA JPL

Chromium - Laboratory Blank Data Qualification Summary - SDG BMI09021103

No Sample Data Qualified in this SDG

**Laboratory Data Consultants, Inc.
Data Validation Report**

Project/Site Name: NASA JPL
Collection Date: February 11, 2009
LDC Report Date: March 9, 2009
Matrix: Water
Parameters: Chromium
Validation Level: EPA Level III
Laboratory: Alpha Analytical, Inc.
Sample Delivery Group (SDG): BMI09021203

Sample Identification

MW-13
MW-8

Introduction

This data review covers 2 water samples listed on the cover sheet including dilutions and reanalysis as applicable. The analyses were per EPA Method 200.8 for Chromium.

The review follows a modified outline of the USEPA Contract Laboratory Program National Functional Guidelines for Inorganic Data Review (October 2004) as there are no current guidelines for the method stated above.

A qualification summary table is provided at the end of this report if data has been qualified. Flags are classified as P (protocol) or A (advisory) to indicate whether the flag is due to a laboratory deviation from a specified protocol or is of technical or advisory nature.

Blanks are summarized in Section III.

Field duplicates are summarized in Section XIII.

Raw data were not reviewed for this SDG. The review was based on QC data.

The following are definitions of the data qualifiers:

- U Indicates the compound or analyte was analyzed for but not detected at or above the stated limit.
- J Indicates an estimated value.
- R Quality control indicates the data is not usable.
- N Presumptive evidence of presence of the constituent.
- UJ Indicates the compound or analyte was analyzed for but not detected. The sample detection limit is an estimated value.
- A Indicates the finding is based upon technical validation criteria.
- P Indicates the finding is related to a protocol/contractual deviation.
- None Indicates the data was not significantly impacted by the finding, therefore qualification was not required.

I. Technical Holding Times

All technical holding time requirements were met.

The chain-of-custodies were reviewed for documentation of cooler temperatures. All cooler temperatures met validation criteria.

II. Calibration

An initial calibration was performed.

The frequency and analysis criteria of the initial calibration verification (ICV) and continuing calibration verification (CCV) were met.

III. Blanks

Method blanks were reviewed for each matrix as applicable. No chromium was found in the initial, continuing and preparation blanks.

IV. ICP Interference Check Sample (ICS) Analysis

The frequency of analysis was met.

The criteria for analysis were met.

V. Matrix Spike Analysis

Matrix spike (MS) and matrix spike duplicate (MSD) samples were reviewed for each matrix as applicable. Percent recoveries (%R) and relative percent differences (RPD) were within QC limits.

VI. Duplicate Sample Analysis

Duplicate sample analyses were reviewed for each matrix as applicable.

VII. Laboratory Control Samples (LCS)

Laboratory control samples were reviewed for each matrix as applicable. Percent recoveries (%R) were within QC limits.

VIII. Internal Standards

Raw data were not reviewed for this SDG.

IX. Furnace Atomic Absorption QC

Graphite furnace atomic absorption was not utilized in this SDG.

X. ICP Serial Dilution

ICP serial dilution was not performed for this SDG.

XI. Sample Result Verification

Raw data were not reviewed for this SDG.

XII. Overall Assessment of Data

Data flags are summarized at the end of this report if data has been qualified.

XIII. Field Duplicates

No field duplicates were identified in this SDG.

XIV. Field Blanks

No field blanks were identified in this SDG.

**NASA JPL
Chromium - Data Qualification Summary - SDG BMI09021203**

No Sample Data Qualified in this SDG

**NASA JPL
Chromium - Laboratory Blank Data Qualification Summary - SDG BMI09021203**

No Sample Data Qualified in this SDG

**Laboratory Data Consultants, Inc.
Data Validation Report**

Project/Site Name: NASA JPL
Collection Date: February 12, 2009
LDC Report Date: March 9, 2009
Matrix: Water
Parameters: Chromium
Validation Level: EPA Level III & IV
Laboratory: Alpha Analytical, Inc.

Sample Delivery Group (SDG): BMI09021342

Sample Identification

MW-10**
MW-15
DUPE-07-1Q09**
MW-6

**Indicates sample underwent EPA Level IV review

Introduction

This data review covers 4 water samples listed on the cover sheet including dilutions and reanalysis as applicable. The analyses were per EPA Method 200.8 for Chromium.

The review follows a modified outline of the USEPA Contract Laboratory Program National Functional Guidelines for Inorganic Data Review (October 2004) as there are no current guidelines for the method stated above.

A qualification summary table is provided at the end of this report if data has been qualified. Flags are classified as P (protocol) or A (advisory) to indicate whether the flag is due to a laboratory deviation from a specified protocol or is of technical or advisory nature.

Blanks are summarized in Section III.

Field duplicates are summarized in Section XIII.

Samples indicated by a double asterisk on the front cover underwent an EPA Level IV review. An EPA Level III review was performed on all of the other samples. Raw data were not evaluated for the samples reviewed by Level III criteria since this review is based on QC data.

The following are definitions of the data qualifiers:

- U Indicates the compound or analyte was analyzed for but not detected at or above the stated limit.
 - J Indicates an estimated value.
 - R Quality control indicates the data is not usable.
 - N Presumptive evidence of presence of the constituent.
 - UJ Indicates the compound or analyte was analyzed for but not detected. The sample detection limit is an estimated value.
 - A Indicates the finding is based upon technical validation criteria.
 - P Indicates the finding is related to a protocol/contractual deviation.
- None Indicates the data was not significantly impacted by the finding, therefore qualification was not required.

I. Technical Holding Times

All technical holding time requirements were met.

The chain-of-custodies were reviewed for documentation of cooler temperatures. All cooler temperatures met validation criteria.

II. Calibration

An initial calibration was performed.

The frequency and analysis criteria of the initial calibration verification (ICV) and continuing calibration verification (CCV) were met.

III. Blanks

Method blanks were reviewed for each matrix as applicable. No chromium was found in the initial, continuing and preparation blanks.

IV. ICP Interference Check Sample (ICS) Analysis

The frequency of analysis was met.

The criteria for analysis were met.

V. Matrix Spike Analysis

Matrix spike (MS) and matrix spike duplicate (MSD) samples were reviewed for each matrix as applicable. Percent recoveries (%R) and relative percent differences (RPD) were within QC limits.

VI. Duplicate Sample Analysis

Duplicate sample analyses were reviewed for each matrix as applicable.

VII. Laboratory Control Samples (LCS)

Laboratory control samples were reviewed for each matrix as applicable. Percent recoveries (%R) were within QC limits.

VIII. Internal Standards

All internal standard percent recoveries (%R) were within QC limits for samples on which an EPA Level IV review was performed. Raw data were not evaluated for the samples reviewed by Level III criteria.

IX. Furnace Atomic Absorption QC

Graphite furnace atomic absorption was not utilized in this SDG.

X. ICP Serial Dilution

ICP serial dilution was not performed for this SDG.

XI. Sample Result Verification

All sample result verifications were acceptable for samples on which an EPA Level IV review was performed. Raw data were not evaluated for the samples reviewed by Level III criteria.

XII. Overall Assessment of Data

Data flags are summarized at the end of this report if data has been qualified.

XIII. Field Duplicates

Samples MW-10** and DUPE-07-1Q09** were identified as field duplicates. No metals were detected in any of the samples with the following exceptions:

Analyte	Concentration (mg/L)		RPD
	MW-10**	DUPE-07-1Q09**	
Chromium	0.015	0.011	31

XIV. Field Blanks

No field blanks were identified in this SDG.

NASA JPL
Chromium - Data Qualification Summary - SDG BMI09021342

No Sample Data Qualified in this SDG

NASA JPL
Chromium - Laboratory Blank Data Qualification Summary - SDG BMI09021342

No Sample Data Qualified in this SDG

**NASA JPL
Data Validation Reports
LDC# 20430**

Wet Chemistry

LDC

**Laboratory Data Consultants, Inc.
Data Validation Report**

Project/Site Name: NASA JPL
Collection Date: February 9, 2009
LDC Report Date: March 9, 2009
Matrix: Water
Parameters: Perchlorate
Validation Level: EPA Level III
Laboratory: Alpha Analytical, Inc.

Sample Delivery Group (SDG): BMI09021004

Sample Identification

MW-23-3
MW-23-2
MW-23-1
EB-11-02/09/09
SB-01-1Q09

Introduction

This data review covers 5 water samples listed on the cover sheet including dilutions and reanalysis as applicable. The analyses were per EPA Method 314.0 for Perchlorate.

The review follows a modified outline of the USEPA Contract Laboratory Program National Functional Guidelines for Inorganic Data Review (October 2004) as there are no current guidelines for the methods stated above.

A qualification summary table is provided at the end of this report if data has been qualified. Flags are classified as P (protocol) or A (advisory) to indicate whether the flag is due to a laboratory deviation from a specified protocol or is of technical or advisory nature.

Blank results are summarized in Section III.

Field duplicates are summarized in Section IX.

Raw data were not reviewed for this SDG. The review was based on QC data.

The following are definitions of the data qualifiers:

- U Indicates the compound or analyte was analyzed for but not detected at or above the stated limit.
- J Indicates an estimated value.
- R Quality control indicates the data is not usable.
- N Presumptive evidence of presence of the constituent.
- UU Indicates the compound or analyte was analyzed for but not detected. The sample detection limit is an estimated value.
- A Indicates the finding is based upon technical validation criteria.
- P Indicates the finding is related to a protocol/contractual deviation.
- None Indicates the data was not significantly impacted by the finding, therefore qualification was not required.

I. Technical Holding Times

All technical holding time requirements were met.

The chain-of-custodies were reviewed for documentation of cooler temperatures. All cooler temperatures met validation criteria.

II. Calibration

a. Initial Calibration

All criteria for the initial calibration were met.

b. Calibration Verification

Calibration verification frequency and analysis criteria were met.

III. Blanks

Method blanks were reviewed for each matrix as applicable. No perchlorate was found in the initial, continuing and preparation blanks.

IV. Matrix Spike/Matrix Spike Duplicates

Matrix spike (MS) and matrix spike duplicate (MSD) analyses were reviewed for each matrix as applicable. Percent recoveries (%R) and relative percent differences (RPD) were within QC limits.

V. Duplicates

Duplicate (DUP) sample analyses were reviewed for each matrix as applicable.

VI. Laboratory Control Samples

Laboratory control samples were reviewed for each matrix as applicable. Percent recoveries (%R) were within QC limits.

VII. Sample Result Verification

Raw data were not reviewed for this SDG.

VIII. Overall Assessment of Data

Data flags are summarized at the end of this report if data has been qualified.

IX. Field Duplicates

No field duplicates were identified in this SDG.

X. Field Blanks

Sample EB-11-02/09/09 was identified as an equipment blank. No perchlorate was found in this blank.

Sample SB-01-1Q09 was identified as a source blank. No perchlorate was found in this blank.

NASA JPL
Perchlorate - Data Qualification Summary - SDG BMI09021004

No Sample Data Qualified in this SDG

NASA JPL
Perchlorate - Laboratory Blank Data Qualification Summary - SDG BMI09021004

No Sample Data Qualified in this SDG

**Laboratory Data Consultants, Inc.
Data Validation Report**

Project/Site Name: NASA JPL
Collection Date: February 10, 2009
LDC Report Date: March 9, 2009
Matrix: Water
Parameters: Wet Chemistry
Validation Level: EPA Level III
Laboratory: Alpha Analytical, Inc.
Sample Delivery Group (SDG): BMI09021103

Sample Identification

MW-7
MW-16
DUPE-06-1Q09
MW-16MS
MW-16MSD

Introduction

This data review covers 5 water samples listed on the cover sheet including dilutions and reanalysis as applicable. The analyses were per EPA Method 300.0 for Chloride, Nitrate as Nitrogen, Nitrite as Nitrogen, Orthophosphate as Phosphate, and Sulfate, and EPA Method 314.0 for Perchlorate.

The review follows a modified outline of the USEPA Contract Laboratory Program National Functional Guidelines for Inorganic Data Review (October 2004) as there are no current guidelines for the methods stated above.

A qualification summary table is provided at the end of this report if data has been qualified. Flags are classified as P (protocol) or A (advisory) to indicate whether the flag is due to a laboratory deviation from a specified protocol or is of technical or advisory nature.

Blank results are summarized in Section III.

Field duplicates are summarized in Section IX.

Raw data were not reviewed for this SDG. The review was based on QC data.

The following are definitions of the data qualifiers:

- U Indicates the compound or analyte was analyzed for but not detected at or above the stated limit.
- J Indicates an estimated value.
- R Quality control indicates the data is not usable.
- N Presumptive evidence of presence of the constituent.
- UU Indicates the compound or analyte was analyzed for but not detected. The sample detection limit is an estimated value.
- A Indicates the finding is based upon technical validation criteria.
- P Indicates the finding is related to a protocol/contractual deviation.
- None Indicates the data was not significantly impacted by the finding, therefore qualification was not required.

I. Technical Holding Times

All technical holding time requirements were met.

The chain-of-custodies were reviewed for documentation of cooler temperatures. All cooler temperatures met validation criteria.

II. Calibration

a. Initial Calibration

All criteria for the initial calibration were met.

b. Calibration Verification

Calibration verification frequency and analysis criteria were met.

III. Blanks

Method blanks were reviewed for each matrix as applicable. No contaminant concentrations were found in the initial, continuing and preparation blanks.

IV. Matrix Spike/Matrix Spike Duplicates

Matrix spike (MS) and matrix spike duplicate (MSD) analyses were reviewed for each matrix as applicable. Percent recoveries (%R) and relative percent differences (RPD) were within QC limits.

V. Duplicates

Duplicate (DUP) sample analyses were reviewed for each matrix as applicable.

VI. Laboratory Control Samples

Laboratory control samples were reviewed for each matrix as applicable. Percent recoveries (%R) were within QC limits.

VII. Sample Result Verification

Raw data were not reviewed for this SDG.

VIII. Overall Assessment of Data

Data flags are summarized at the end of this report if data has been qualified.

IX. Field Duplicates

Samples MW-7 and DUPE-06-1Q09 were identified as field duplicates. No contaminant concentrations were detected in any of the samples with the following exceptions:

Analyte	Concentration (mg/L)		RPD
	MW-7	DUPE-06-1Q09	
Nitrate as N	1.1	1.1	0
Sulfate	48	48	0
Chloride	72	73	1

Analyte	Concentration (ug/L)		RPD
	MW-7	DUPE-06-1Q09	
Perchlorate (ug/L)	1.69	1.65	2

X. Field Blanks

No field blanks were identified in this SDG.

NASA JPL
Wet Chemistry - Data Qualification Summary - SDG BMI09021103

No Sample Data Qualified in this SDG

NASA JPL
Wet Chemistry - Laboratory Blank Data Qualification Summary - SDG BMI09021103

No Sample Data Qualified in this SDG

**Laboratory Data Consultants, Inc.
Data Validation Report**

Project/Site Name: NASA JPL
Collection Date: February 11, 2009
LDC Report Date: March 9, 2009
Matrix: Water
Parameters: Wet Chemistry
Validation Level: EPA Level III
Laboratory: Alpha Analytical, Inc.

Sample Delivery Group (SDG): BMI09021203

Sample Identification

MW-13
MW-8
MW-8MS
MW-8MSD

Introduction

This data review covers 4 water samples listed on the cover sheet including dilutions and reanalysis as applicable. The analyses were per EPA Method 300.0 for Chloride, Nitrate as Nitrogen, Nitrite as Nitrogen, Orthophosphate as Phosphate, and Sulfate, and EPA Method 314.0 for Perchlorate.

The review follows a modified outline of the USEPA Contract Laboratory Program National Functional Guidelines for Inorganic Data Review (October 2004) as there are no current guidelines for the methods stated above.

A qualification summary table is provided at the end of this report if data has been qualified. Flags are classified as P (protocol) or A (advisory) to indicate whether the flag is due to a laboratory deviation from a specified protocol or is of technical or advisory nature.

Blank results are summarized in Section III.

Field duplicates are summarized in Section IX.

Raw data were not reviewed for this SDG. The review was based on QC data.

The following are definitions of the data qualifiers:

- U Indicates the compound or analyte was analyzed for but not detected at or above the stated limit.
- J Indicates an estimated value.
- R Quality control indicates the data is not usable.
- N Presumptive evidence of presence of the constituent.
- UJ Indicates the compound or analyte was analyzed for but not detected. The sample detection limit is an estimated value.
- A Indicates the finding is based upon technical validation criteria.
- P Indicates the finding is related to a protocol/contractual deviation.
- None Indicates the data was not significantly impacted by the finding, therefore qualification was not required.

I. Technical Holding Times

All technical holding time requirements were met.

The chain-of-custodies were reviewed for documentation of cooler temperatures. All cooler temperatures met validation criteria.

II. Calibration

a. Initial Calibration

All criteria for the initial calibration were met.

b. Calibration Verification

Calibration verification frequency and analysis criteria were met for each method when applicable with the following exceptions:

Date	Lab. Reference/ID	Analyte	%R (Limits)	Associated Samples	Flag	A or P
2/12/09	IC090212-02	Orthophosphate as P	88 (90-110)	All samples in SDG BMI09021203	J (all detects) UJ (all non-detects)	A

III. Blanks

Method blanks were reviewed for each matrix as applicable. No contaminant concentrations were found in the initial, continuing and preparation blanks.

IV. Matrix Spike/Matrix Spike Duplicates

Matrix spike (MS) and matrix spike duplicate (MSD) analyses were reviewed for each matrix as applicable. Percent recoveries (%R) and relative percent differences (RPD) were within QC limits.

V. Duplicates

Duplicate (DUP) sample analyses were reviewed for each matrix as applicable.

VI. Laboratory Control Samples

Laboratory control samples were reviewed for each matrix as applicable. Percent recoveries (%R) were within QC limits.

VII. Sample Result Verification

Raw data were not reviewed for this SDG.

VIII. Overall Assessment of Data

Data flags are summarized at the end of this report if data has been qualified.

IX. Field Duplicates

No field duplicates were identified in this SDG.

X. Field Blanks

No field blanks were identified in this SDG.

NASA JPL
Wet Chemistry - Data Qualification Summary - SDG BMI09021203

SDG	Sample	Analyte	Flag	A or P	Reason
BMI09021203	MW-13 MW-8	Orthophosphate as P	J (all detects) UJ (all non-detects)	A	Calibration verification (%R)

NASA JPL
Wet Chemistry - Laboratory Blank Data Qualification Summary - SDG BMI09021203

No Sample Data Qualified in this SDG

**Laboratory Data Consultants, Inc.
Data Validation Report**

Project/Site Name: NASA JPL
Collection Date: February 12, 2009
LDC Report Date: March 9, 2009
Matrix: Water
Parameters: Perchlorate
Validation Level: EPA Level III & IV
Laboratory: Alpha Analytical, Inc.
Sample Delivery Group (SDG): BMI09021342

Sample Identification

MW-10**
DUPE-07-1Q09**
MW-6

**Indicates sample underwent EPA Level IV review

Introduction

This data review covers 3 water samples listed on the cover sheet including dilutions and reanalysis as applicable. The analyses were per EPA Method 314.0 for Perchlorate.

The review follows a modified outline of the USEPA Contract Laboratory Program National Functional Guidelines for Inorganic Data Review (October 2004) as there are no current guidelines for the methods stated above.

A qualification summary table is provided at the end of this report if data has been qualified. Flags are classified as P (protocol) or A (advisory) to indicate whether the flag is due to a laboratory deviation from a specified protocol or is of technical or advisory nature.

Blank results are summarized in Section III.

Field duplicates are summarized in Section IX.

Samples indicated by a double asterisk on the front cover underwent an EPA Level IV review. An EPA Level III review was performed on all of the other samples. Raw data were not evaluated for the samples reviewed by Level III criteria since this review is based on QC data.

The following are definitions of the data qualifiers:

- U Indicates the compound or analyte was analyzed for but not detected at or above the stated limit.
 - J Indicates an estimated value.
 - R Quality control indicates the data is not usable.
 - N Presumptive evidence of presence of the constituent.
 - UJ Indicates the compound or analyte was analyzed for but not detected. The sample detection limit is an estimated value.
 - A Indicates the finding is based upon technical validation criteria.
 - P Indicates the finding is related to a protocol/contractual deviation.
- None Indicates the data was not significantly impacted by the finding, therefore qualification was not required.

I. Technical Holding Times

All technical holding time requirements were met.

The chain-of-custodies were reviewed for documentation of cooler temperatures. All cooler temperatures met validation criteria.

II. Calibration

a. Initial Calibration

All criteria for the initial calibration were met.

b. Calibration Verification

Calibration verification frequency and analysis criteria were met.

III. Blanks

Method blanks were reviewed for each matrix as applicable. No perchlorate was found in the initial, continuing and preparation blanks.

IV. Matrix Spike/Matrix Spike Duplicates

The laboratory has indicated that there were no matrix spike (MS) and matrix spike duplicate (MSD) analyses specified for the samples in this SDG, and therefore matrix spike and matrix spike duplicate analyses were not performed for this SDG.

V. Duplicates

The laboratory has indicated that there were no duplicate (DUP) analyses specified for the samples in this SDG, and therefore duplicate analyses were not performed for this SDG.

VI. Laboratory Control Samples

Laboratory control samples were reviewed for each matrix as applicable. Percent recoveries (%R) were within QC limits.

VII. Sample Result Verification

All sample result verifications were acceptable for samples on which an EPA Level IV review was performed. Raw data were not evaluated for the samples reviewed by Level III criteria.

VIII. Overall Assessment of Data

Data flags are summarized at the end of this report if data has been qualified.

IX. Field Duplicates

Samples MW-10** and DUPE-07-1Q09** were identified as field duplicates. No contaminant concentrations were detected in any of the samples with the following exceptions:

Analyte	Concentration (ug/L)		RPD
	MW-10**	DUPE-07-1Q09**	
Perchlorate	2.47	2.36	5

X. Field Blanks

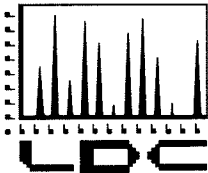
No field blanks were identified in this SDG.

**NASA JPL
Perchlorate - Data Qualification Summary - SDG BMI09021342**

No Sample Data Qualified in this SDG

**NASA JPL
Perchlorate - Laboratory Blank Data Qualification Summary - SDG BMI09021342**

No Sample Data Qualified in this SDG



LABORATORY DATA CONSULTANTS, INC.

7750 El Camino Real, Suite 2L Carlsbad, CA 92009 Phone: 760/634-0437 Fax: 760/634-0439

Battelle
505 King Avenue
Room 10-1-170
Columbus, OH 43201
ATTN: Ms. Betsy Cutie

March 19, 2009

SUBJECT: NASA JPL, Data Validation

Dear Ms. Cutie,

Enclosed are the final validation reports for the fractions listed below. This SDG was received on March 11, 2009. Attachment 1 is a summary of the samples that were reviewed for each analysis.

LDC Project # 20457:

<u>SDG #</u>	<u>Fraction</u>
BMI09021702	Volatiles, Chromium, Wet Chemistry

The data validation was performed under EPA Level III and Level IV guidelines. The analyses were validated using the following documents, as applicable to each method:

- USEPA, Contract Laboratory Program National Functional Guidelines for Organic Data Review, October 1999
- USEPA, Contract Laboratory Program National Functional Guidelines for Inorganic Data Review, October 2004
- Methods and Guidance for the Analysis of Water, Includes EPA Series 500, 600, 1600 methods, April 1997
- EPA SW 846, Third Edition, Test Methods for Evaluating Solid Waste, update 1, July 1992; update IIA, August 1993; update II, September 1994; update IIB, January 1995; update III, December 1996; update IIIA, April 1998; IIIB, November 2004; Update IV, February 2007

Please feel free to contact us if you have any questions.

Sincerely,

Erlinda T. Rauto
Operations Manager/Senior Chemist

**NASA JPL
Data Validation Reports
LDC# 20457**

Volatiles

LDC

**Laboratory Data Consultants, Inc.
Data Validation Report**

Project/Site Name: NASA JPL
Collection Date: February 13, 2009
LDC Report Date: March 18, 2009
Matrix: Water
Parameters: Volatiles
Validation Level: EPA Level III & IV
Laboratory: Alpha Analytical, Inc.

Sample Delivery Group (SDG): BMI09021702

Sample Identification

MW-5**
TB-15-02/13/09
MW-5MS
MW-5MSD

**Indicates sample underwent EPA Level IV review

Introduction

This data review covers 4 water samples listed on the cover sheet including dilutions and reanalysis as applicable. The analyses were per EPA Method 524.2 for Volatiles.

This review follows a modified outline of the USEPA Contract Laboratory Program National Functional Guidelines for Organic Data Review (October 1999) as there are no current guidelines for the method stated above.

A qualification summary table is provided at the end of this report if data has been qualified. Flags are classified as P (protocol) or A (advisory) to indicate whether the flag is due to a laboratory deviation from a specified protocol or is of technical or advisory nature.

Blank results are summarized in Section V.

Field duplicates are summarized in Section XVI.

Samples indicated by a double asterisk on the front cover underwent an EPA Level IV review. An EPA Level III review was performed on all of the other samples. Raw data were not evaluated for the samples reviewed by Level III criteria since this review is based on QC data.

The following are definitions of the data qualifiers:

- U Indicates the compound or analyte was analyzed for but not detected at or above the stated limit.
- J Indicates an estimated value.
- R Quality control indicates the data is not usable.
- N Presumptive evidence of presence of the constituent.
- UU Indicates the compound or analyte was analyzed for but not detected. The sample detection limit is an estimated value.
- A Indicates the finding is based upon technical validation criteria.
- P Indicates the finding is related to a protocol/contractual deviation.
- None Indicates the data was not significantly impacted by the finding, therefore qualification was not required.

I. Technical Holding Times

All technical holding time requirements were met.

The chain-of-custodies were reviewed for documentation of cooler temperatures. All cooler temperatures met validation criteria.

II. GC/MS Instrument Performance Check

Instrument performance was checked at 12 hour intervals.

All ion abundance requirements were met.

III. Initial Calibration

Initial calibration was performed using required standard concentrations.

Percent relative standard deviations (%RSD) were less than or equal to 20.0% for selected compounds.

A curve fit, based on the initial calibration, was established for quantitation for selected compounds. The coefficient of determination (r^2) was greater than or equal to 0.990 .

IV. Continuing Calibration

Continuing calibration was performed at the required frequencies.

All of the continuing calibration percent differences (%D) between the initial calibration RRF and the continuing calibration RRF were less than or equal to 30.0% .

V. Blanks

Method blanks were reviewed for each matrix as applicable. No volatile contaminants were found in the method blanks.

VI. Surrogate Spikes

Surrogates were added to all samples and blanks as required by the method. All surrogate recoveries (%R) were within QC limits.

VII. Matrix Spike/Matrix Spike Duplicates

Matrix spike (MS) and matrix spike duplicate (MSD) samples were reviewed for each matrix as applicable. Percent recoveries (%R) and relative percent differences (RPD) were within QC limits.

VIII. Laboratory Control Samples (LCS)

Laboratory control samples were reviewed for each matrix as applicable. Percent recoveries (%R) were within QC limits.

IX. Regional Quality Assurance and Quality Control

Not applicable.

X. Internal Standards

All internal standard areas and retention times were within QC limits.

XI. Target Compound Identifications

All target compound identifications were within validation criteria for samples on which an EPA Level IV review was performed. Raw data were not evaluated for the samples reviewed by Level III criteria.

XII. Compound Quantitation and CRQLs

All compound quantitation and CRQLs were within validation criteria for samples on which an EPA Level IV review was performed. Raw data were not evaluated for the samples reviewed by Level III criteria.

XIII. Tentatively Identified Compounds (TICs)

All tentatively identified compounds were within validation criteria for samples on which an EPA Level IV review was performed. Raw data were not evaluated for the samples reviewed by Level III criteria.

XIV. System Performance

The system performance was within validation criteria for samples on which an EPA Level IV review was performed. Raw data were not evaluated for the samples reviewed by Level III criteria.

XV. Overall Assessment of Data

Data flags are summarized at the end of this report if data has been qualified.

XVI. Field Duplicates

No field duplicates were identified in this SDG.

XVII. Field Blanks

Sample TB-15-02/13/09 was identified as a trip blank. No volatile contaminants were found in this blank.

NASA JPL
Volatiles - Data Qualification Summary - SDG BMI09021702

No Sample Data Qualified in this SDG

NASA JPL
Volatiles - Laboratory Blank Data Qualification Summary - SDG BMI09021702

No Sample Data Qualified in this SDG

**NASA JPL
Data Validation Reports
LDC# 20457**

Chromium

LDC

**Laboratory Data Consultants, Inc.
Data Validation Report**

Project/Site Name: NASA JPL
Collection Date: February 13, 2009
LDC Report Date: March 18, 2009
Matrix: Water
Parameters: Chromium
Validation Level: EPA Level IV
Laboratory: Alpha Analytical, Inc.
Sample Delivery Group (SDG): BMI09021702

Sample Identification

MW-5
MW-5MS
MW-5MSD

Introduction

This data review covers 3 water samples listed on the cover sheet including dilutions and reanalysis as applicable. The analyses were per EPA Method 200.8 for Chromium.

The review follows a modified outline of the USEPA Contract Laboratory Program National Functional Guidelines for Inorganic Data Review (October 2004) as there are no current guidelines for the method stated above.

A qualification summary table is provided at the end of this report if data has been qualified. Flags are classified as P (protocol) or A (advisory) to indicate whether the flag is due to a laboratory deviation from a specified protocol or is of technical or advisory nature.

Blanks are summarized in Section III.

Field duplicates are summarized in Section XIII.

The following are definitions of the data qualifiers:

- U Indicates the compound or analyte was analyzed for but not detected at or above the stated limit.
- J Indicates an estimated value.
- R Quality control indicates the data is not usable.
- N Presumptive evidence of presence of the constituent.
- UJ Indicates the compound or analyte was analyzed for but not detected. The sample detection limit is an estimated value.
- A Indicates the finding is based upon technical validation criteria.
- P Indicates the finding is related to a protocol/contractual deviation.
- None Indicates the data was not significantly impacted by the finding, therefore qualification was not required.

I. Technical Holding Times

All technical holding time requirements were met.

The chain-of-custodies were reviewed for documentation of cooler temperatures. All cooler temperatures met validation criteria.

II. Calibration

An initial calibration was performed.

The frequency and analysis criteria of the initial calibration verification (ICV) and continuing calibration verification (CCV) were met.

III. Blanks

Method blanks were reviewed for each matrix as applicable. No chromium was found in the initial, continuing and preparation blanks.

IV. ICP Interference Check Sample (ICS) Analysis

The frequency of analysis was met.

The criteria for analysis were met.

V. Matrix Spike Analysis

Matrix spike (MS) and matrix spike duplicate (MSD) samples were reviewed for each matrix as applicable. Percent recoveries (%R) and relative percent differences (RPD) were within QC limits with the following exceptions:

Spike ID (Associated Samples)	Analyte	MS (%R) (Limits)	MSD (%R) (Limits)	RPD (Limits)	Flag	A or P
MW-5MS/MSD (All samples in SDG BMI09021702)	Chromium	-	125 (80-120)	-	J (all detects)	A

VI. Duplicate Sample Analysis

Duplicate sample analyses were reviewed for each matrix as applicable.

VII. Laboratory Control Samples (LCS)

Laboratory control samples were reviewed for each matrix as applicable. Percent recoveries (%R) were within QC limits.

VIII. Internal Standards

All internal standard percent recoveries (%R) were within QC limits.

IX. Furnace Atomic Absorption QC

Graphite furnace atomic absorption was not utilized in this SDG.

X. ICP Serial Dilution

ICP serial dilution was not performed for this SDG.

XI. Sample Result Verification

All sample result verifications were acceptable.

XII. Overall Assessment of Data

Data flags are summarized at the end of this report if data has been qualified.

XIII. Field Duplicates

No field duplicates were identified in this SDG.

XIV. Field Blanks

No field blanks were identified in this SDG.

**NASA JPL
Chromium - Data Qualification Summary - SDG BMI09021702**

SDG	Sample	Analyte	Flag	A or P	Reason
BMI09021702	MW-5	Chromium	J (all detects)	A	Matrix spike/Matrix spike duplicates (%R)

**NASA JPL
Chromium - Laboratory Blank Data Qualification Summary - SDG BMI09021702**

No Sample Data Qualified in this SDG

**NASA JPL
Data Validation Reports
LDC# 20457**

Wet Chemistry

LDC

**Laboratory Data Consultants, Inc.
Data Validation Report**

Project/Site Name: NASA JPL
Collection Date: February 13, 2009
LDC Report Date: March 18, 2009
Matrix: Water
Parameters: Perchlorate
Validation Level: EPA Level IV
Laboratory: Alpha Analytical, Inc.

Sample Delivery Group (SDG): BMI09021702

Sample Identification

MW-5
MW-5MS
MW-5MSD

Introduction

This data review covers 3 water samples listed on the cover sheet including dilutions and reanalysis as applicable. The analyses were per EPA Method 314.0 for Perchlorate.

The review follows a modified outline of the USEPA Contract Laboratory Program National Functional Guidelines for Inorganic Data Review (October 2004) as there are no current guidelines for the methods stated above.

A qualification summary table is provided at the end of this report if data has been qualified. Flags are classified as P (protocol) or A (advisory) to indicate whether the flag is due to a laboratory deviation from a specified protocol or is of technical or advisory nature.

Blank results are summarized in Section III.

Field duplicates are summarized in Section IX.

The following are definitions of the data qualifiers:

- U Indicates the compound or analyte was analyzed for but not detected at or above the stated limit.
- J Indicates an estimated value.
- R Quality control indicates the data is not usable.
- N Presumptive evidence of presence of the constituent.
- UJ Indicates the compound or analyte was analyzed for but not detected. The sample detection limit is an estimated value.
- A Indicates the finding is based upon technical validation criteria.
- P Indicates the finding is related to a protocol/contractual deviation.
- None Indicates the data was not significantly impacted by the finding, therefore qualification was not required.

I. Technical Holding Times

All technical holding time requirements were met.

The chain-of-custodies were reviewed for documentation of cooler temperatures. All cooler temperatures met validation criteria.

II. Calibration

a. Initial Calibration

All criteria for the initial calibration were met.

b. Calibration Verification

Calibration verification frequency and analysis criteria were met.

III. Blanks

Method blanks were reviewed for each matrix as applicable. No perchlorate was found in the initial, continuing and preparation blanks.

IV. Matrix Spike/Matrix Spike Duplicates

Matrix spike (MS) and matrix spike duplicate (MSD) samples were reviewed for each matrix as applicable. Percent recoveries (%R) and relative percent differences (RPD) were within QC limits.

V. Duplicates

Duplicate sample analyses were reviewed for each matrix as applicable.

VI. Laboratory Control Samples

Laboratory control samples were reviewed for each matrix as applicable. Percent recoveries (%R) were within QC limits.

VII. Sample Result Verification

All sample result verifications were acceptable.

VIII. Overall Assessment of Data

Data flags are summarized at the end of this report if data has been qualified.

IX. Field Duplicates

No field duplicates were identified in this SDG.

X. Field Blanks

No field blanks were identified in this SDG.

**NASA JPL
Perchlorate - Data Qualification Summary - SDG BMI09021702**

No Sample Data Qualified in this SDG

**NASA JPL
Perchlorate - Laboratory Blank Data Qualification Summary - SDG BMI09021702**

No Sample Data Qualified in this SDG