



# Technical Memorandum

## Second Quarter 2011 Monitoring Summary

### National Aeronautics and Space Administration

#### Jet Propulsion Laboratory, Pasadena, California

Final

August 2011

This technical memorandum summarizes the results of the second quarter 2011 groundwater sampling event completed as part of the groundwater monitoring program at the National Aeronautics and Space Administration (NASA) Jet Propulsion Laboratory (JPL).

## INTRODUCTION

During the second quarter 2011 sampling event, groundwater samples were collected from 25 JPL monitoring wells (MWs), both on- and off-facility, and analyzed for volatile organic compounds (VOCs), total chromium, hexavalent chromium [Cr(VI)], and perchlorate. Figure 1 shows the locations of the groundwater monitoring wells.

Groundwater samples were shipped to Alpha Analytical Services, Inc., in Sparks, Nevada, and Columbia Analytical Services (CAS) in Simi Valley, California, for chemical analysis. Alpha Analytical Services, Inc. and CAS are certified by the California Department of Public Health (DPH). Sample collection procedures and sample analyses were conducted in accordance with the approved *Work Plan for Performing a Remedial Investigation/Feasibility Study*.<sup>1</sup> No reported data were rejected for non-compliance with method requirements during the course of validation and no reported data were deemed unusable.

Table 1 summarizes analytical results for VOCs and perchlorate and Table 2 summarizes analytical results for metals during the most recent four quarters. Table 3 summarizes VOC and perchlorate concentrations in production wells located near the JPL facility during the most recent four quarters. The tentatively identified compound (TIC) results are presented in Table 4.

Additional figures are included in this technical memorandum summarizing the results from the second quarter 2011 sampling event. Figure 2 shows the lateral extent of carbon tetrachloride concentrations in groundwater and Figure 3 includes a cross-section detailing the horizontal and vertical extent of carbon tetrachloride. Figure 4 shows the lateral extent of perchlorate concentrations in groundwater, and Figure 5 includes a cross-section detailing the horizontal and vertical extent of perchlorate in groundwater. Figure 6 shows the lateral extent of tetrachloroethene (PCE) concentrations in groundwater. Figure 7 shows the lateral extent of trichloroethene (TCE) concentrations in groundwater and Figure 8 shows groundwater elevation contours and groundwater flow directions.

The groundwater monitoring wells have been grouped into four categories:

- On-facility source area wells (MW-7, MW-13, MW-16, and MW-24);
- Other on-facility wells (MW-6, MW-8, MW-11, MW-22, and MW-23);
- Perimeter off-facility wells (MW-1, MW-3, MW-4, MW-5, MW-9, MW-10, MW-12, MW-14, and MW-15); and
- Off-facility wells (MW-17, MW-18, MW-19, MW-20, MW-21, MW-25, and MW-26).

<sup>1</sup> Ebasco. 1993. *Work Plan for Performing a Remedial Investigation/Feasibility Study*, National Aeronautics and Space Administration Jet Propulsion Laboratory, Pasadena, California. December.

Well MW-2 has not been sampled for the groundwater monitoring program since it was replaced with well MW-14.

### **ON-FACILITY SOURCE AREA WELLS**

On-facility source area wells consist of wells that have historically contained the highest concentration of site-related chemicals. This group of wells is located within the JPL facility (on-facility) and consists of monitoring wells MW-7, MW-13, MW-16, and MW-24.

The source area treatment system has been operating since 2005 and addresses groundwater beneath the JPL facility which has historically contained the highest concentrations of perchlorate and VOCs (i.e., the source area). Operation of the source area treatment system appears to have resulted in a significant reduction of chemicals of interest in wells MW-7, MW-16 and MW-24, which are located within the treatment zone. Additional details regarding chemical concentrations in these wells are discussed below.

#### **PERCHLORATE ANALYTICAL RESULTS**

- During the second quarter 2011 sampling event, concentrations of perchlorate in excess of the state maximum contaminant level (MCL) (6.0 micrograms per liter [ $\mu\text{g/L}$ ]) were reported in samples collected from wells MW-13 (81.8  $\mu\text{g/L}$ ) and MW-24 (Screens 1 [10.4  $\mu\text{g/L}$ ] and 2 [17.5  $\mu\text{g/L}$ ]).
- Perchlorate was detected in MW-7 (2.9  $\mu\text{g/L}$ ) and MW-16 (2.4  $\mu\text{g/L}$ ) below the state MCL of 6.0  $\mu\text{g/L}$ .
- Perchlorate concentrations increased slightly from their respective last sampling date to the second quarter 2011 in MW-16 (non-detect to 2.4  $\mu\text{g/L}$ ) and MW-24 (Screen 2 [14.0  $\mu\text{g/L}$  to 17.5  $\mu\text{g/L}$ ]).
- Perchlorate concentrations decreased from their respective last sampling date to the second quarter 2011 in MW-7 (3.1  $\mu\text{g/L}$  to 2.9  $\mu\text{g/L}$ ), MW-13 (167  $\mu\text{g/L}$  to 81.8  $\mu\text{g/L}$ ) and MW-24 (Screen 1 [14.3  $\mu\text{g/L}$  to 10.4  $\mu\text{g/L}$ ]).
- Perchlorate concentrations in MW-24 (Screens 3, 4 and 5) were non-detect during the second quarter 2011, with a reporting limit of 1.0  $\mu\text{g/L}$ .

#### **VOC ANALYTICAL RESULTS**

- During the second quarter 2011, carbon tetrachloride was detected at the state MCL (0.5  $\mu\text{g/L}$ ) in MW-13 (0.5  $\mu\text{g/L}$ ). This was the only carbon tetrachloride detection in the on-facility source area wells.
- TCE was detected below the state and federal MCL of 5.0  $\mu\text{g/L}$  in MW-13 at 0.9  $\mu\text{g/L}$ .
- PCE was not detected in any of the on-facility source area wells during the second quarter 2011 with a reporting limit of 0.5  $\mu\text{g/L}$ .

#### **OTHER NOTABLE DETECTIONS**

- During the second quarter 2011, Cr(VI)<sup>2</sup> was detected below the state MCL of 50.0  $\mu\text{g/L}$  in MW-7 (14.0  $\mu\text{g/L}$ ), MW-13 (9.0  $\mu\text{g/L}$ ) and MW-16 (5.0  $\mu\text{g/L}$ ).

---

<sup>2</sup> California DPH released a draft Public Health Goal (PHG) for hexavalent chromium of 0.06  $\mu\text{g/L}$  on August 20, 2009.

- During the second quarter 2011, total chromium was detected at MW-7 (15.0 µg/L), MW-13 (15.0 µg/L) and MW-16 (5.9 µg/L) below the state MCL of 50.0 µg/L.

## OTHER ON-FACILITY WELLS

This well group consists of monitoring wells MW-6, MW-8, MW-11, MW-22, and MW-23. These wells are located on the JPL facility but outside the source area.

### PERCHLORATE ANALYTICAL RESULTS

- During the second quarter 2011 sampling event, perchlorate in excess of the state MCL (6.0 µg/L) was detected in MW-22 (Screens 1 [40.1 µg/L] and 5 [12.4 µg/L]) and MW-23 (Screen 1 [97.8 µg/L]).
- Perchlorate was detected in MW-6 (2.5 µg/L), MW-11 (Screen 3 [1.7 µg/L]), MW-22 (Screens 2 [2.1 µg/L] and 3 [1.8 µg/L]) and MW-23 (Screens 2 [3.5 µg/L] and 3 [1.5 µg/L]) below the state MCL of 6.0 µg/L.
- Perchlorate concentrations increased from their respective last sampling date to the second quarter 2011 in MW-11 (Screen 3 [non-detect to 1.7 µg/L]), MW-22 (Screens 1 [22.9 µg/L to 40.1 µg/L] and 5 [non-detect to 12.4 µg/L] and MW-23 (Screens 2 [3.4 µg/L to 3.5 µg/L] and 3 [1.2 µg/L to 1.5 µg/L]).
- Perchlorate concentrations decreased from their respective last sampling event to the second quarter 2011 in MW-6 (3.1 µg/L to 2.5 µg/L), MW-22 (Screens 2 [2.4 µg/L to 2.1 µg/L] and 3 [1.9 µg/L to 1.8 µg/L]) and MW-23 Screen 1 [302 µg/L to 97.8 µg/L]).
- From the fourth quarter 2006 to the first quarter 2010, perchlorate concentrations in MW-8 have fluctuated above the state MCL of 6.0 µg/L (from 30 µg/L to 310 µg/L). The last four quarters have been non-detect.
- The perchlorate concentration of 40.1 µg/L in MW-22 (Screen 1) marks the highest detection for this well screen interval. Historically, the perchlorate concentrations in MW-22 (Screen 1) have been either non-detect or below the state MCL (6.0 µg/L) with three detections that exceeded the state MCL (third quarter 1998 [6.4 µg/L], first quarter 1999 [6.4 µg/L] and first quarter 2011 [22.9 µg/L]). Perchlorate results in MW-22 (Screen 1) will continue to be closely evaluated during subsequent sampling events.
- The perchlorate concentration of 12.4 µg/L in MW-22 (Screen 5) marks the highest detection for this well screen interval. Historically, the perchlorate concentrations in MW-22 (Screen 1) have been non-detect with two detections (fourth quarter 2008 [3.1 µg/L] and fourth quarter 2009 [1.3 µg/L]) below the state MCL (6.0 µg/L). Perchlorate results in MW-22 (Screen 5) will continue to be closely evaluated during subsequent sampling events.
- Historically, the perchlorate concentrations in MW-23 (Screens 1 through 5) have been non-detect with an occasional detection below the state MCL (6.0 µg/L), and some isolated perchlorate detections that exceeded the state MCL in MW-23 (Screens 1, 2 and 5) between 1997 and 2008. The detections of 28.3 µg/L, 30.4 µg/L, 302 µg/L and 97.8 µg/L (third quarter 2010 through second quarter 2011, respectively) in Screen 1 are the only detections in MW-23 above the state MCL (6.0 µg/L) since the first quarter 2008. Perchlorate results in MW-23 will continue to be closely evaluated during subsequent sampling events.
- During the second quarter 2011, perchlorate was not detected in MW-8, MW-11 (Screens 1, 2, 4 and 5), MW-22 (Screen 4), and MW-23 (Screens 4 and 5) with a reporting limit of 1.0 µg/L.

## VOC ANALYTICAL RESULTS

- Carbon tetrachloride was not detected in any of the on-facility source area wells during the second quarter 2011 with a reporting limit of 0.5 µg/L.
- During the second quarter 2011, TCE was detected below the state and federal MCL of 5.0 µg/L in MW-6 (3.6 µg/L) and MW-23 (Screen 2 [1.1 µg/L]).
- PCE was detected below the state and federal MCL for PCE (5.0 µg/L) in well MW-6 (1.1 µg/L).

## OTHER NOTABLE DETECTIONS

- During the second quarter of 2011, Cr(VI) was not detected in any of the other on-facility wells with a reporting limit of 10.0 µg/L.
- Total chromium was detected at MW-23 (Screen 1 [7.6 µg/L]) below the state MCL of 50.0 µg/L.

## PERIMETER OFF-FACILITY WELLS

The perimeter off-facility wells are located near the JPL fence line along the perimeter of the property. This group of wells consists of MW-1, MW-3, MW-4, MW-5, MW-9, MW-10, MW-12, MW-14, and MW-15.

## PERCHLORATE ANALYTICAL RESULTS

- During the second quarter 2011 sampling event, concentrations of perchlorate in excess of the state MCL (6.0 µg/L) were reported in samples collected from wells MW-3 (Screen 2 [12.9 µg/L]) and MW-4 (Screen 2 [31.7 µg/L]).
- Perchlorate was detected below the state MCL of 6.0 µg/L in MW-12 (Screens 2 through 5 [5.4 µg/L, 4.2 µg/L, 2.8 µg/L and 1.9 µg/L, respectively]) and MW-14 (Screens 1 through 4 [1.9 µg/L, 3.4 µg/L, 4.5 µg/L and 3.9 µg/L, respectively]).
- Perchlorate concentrations increased from their respective last sampling date to the second quarter 2011 in MW-4 (Screen 2 [23.0 µg/L to 31.7 µg/L]).
- Perchlorate concentrations decreased from their last sampling event to the second quarter 2011 in MW-3 (Screen 2 [45.8 µg/L to 12.9 µg/L]), MW-10 (1.1 µg/L to non-detect), MW-12 (Screens 2 [5.7 µg/L to 5.4 µg/L], 3 [4.9 µg/L to 4.2 µg/L], 4 [3.5 µg/L to 2.8 µg/L] and 5 [2.3 µg/L to 1.9 µg/L]) and MW-14 (Screens 1 [3.0 µg/L to 1.9 µg/L], 2 [3.6 µg/L to 3.4 µg/L], 3 [5.6 µg/L to 4.5 µg/L] and 4 [4.0 µg/L to 3.9 µg/L]).
- Historically, the perchlorate concentrations in MW-4 (Screen 2) have been below the state MCL (6.0 µg/L), since the first quarter 2002 with three exceptions: 6.6 µg/L, 9.0 µg/L and 6.1 µg/L (second and third quarters of 2003 and third quarter 2005, respectively). The detections of 23.0 µg/L (first quarter 2011) and 31.7 µg/L (second quarter 2011) are the only detections in MW-4 (Screen 2) above the state MCL (6.0 µg/L) since the third quarter 2005. Perchlorate results in MW-4 will continue to be closely evaluated during subsequent sampling events.
- Perchlorate concentrations in MW-10 have generally demonstrated a decreasing trend since July/September 2005; however, up until the first and second quarters 2011, the last three previous quarters (second, third and fourth of 2010) have shown increased values. Perchlorate results in MW-10 will continue to be closely evaluated during subsequent sampling events.

- Perchlorate was not detected in MW-1, MW-3 (Screens 1, 3, 4 and 5), MW-4 (Screens 1, 3, 4 and 5), MW-5, MW-9, MW-10, MW-12 (Screen 1), MW-14 (Screen 5) and MW-15 with a reporting limit of 1.0 µg/L.

#### VOC ANALYTICAL RESULTS

- During the second quarter 2011, carbon tetrachloride was detected at a concentration in excess of the state MCL (0.5 µg/L) in MW-12 (Screens 3 [1.8 µg/L] and 4 [0.6 µg/L]). No other carbon tetrachloride detections occurred in the perimeter off-facility wells during the second quarter 2011.
- During the second quarter 2011, TCE was detected in well MW-14 (Screens 1 [2.3 µg/L], 2 [3.8 µg/L] and 3 [1.4 µg/L]). Historically, TCE detections have been present in MW-14 (Screen 2) and concentrations have remained above the state and federal MCL (5.0 µg/L) since the third quarter 2007, with the exception of the fourth quarter 2010 and the second quarter 2011.
- Prior to the first quarter 2007, TCE concentrations in MW-10 had been consistently detected above the state and federal MCL of 5.0 µg/L. The non-detections during the first and second quarters of 2011 in MW-10 are the first non-detections since the third quarter 2000.
- During the second quarter 2011, PCE was detected below the state and federal MCL of 5.0 µg/L in MW-4 (Screen 2 [0.5 µg/L]).

#### OTHER NOTABLE RESULTS

- During the second quarter 2011, Cr(VI) was not detected in any of the perimeter off-facility wells with a reporting limit of 10.0 µg/L.
- During the second quarter 2011, total chromium was not detected in any of the other on-facility wells with a reporting limit of 5.0 µg/L.

#### OFF-FACILITY WELLS

The off-facility wells consist of monitoring wells MW-17, MW-18, MW-19, MW-20, MW-21, MW-25, and MW-26. Daily operation of the Monk Hill Treatment System (MHTS) began in February 2011, with the majority of treated water discharged to the Arroyo Seco Spreading Basins. The production wells associated with the MHTS are located upgradient of the off-facility wells discussed below.

#### PERCHLORATE ANALYTICAL RESULTS

- During the second quarter 2011 sampling event, concentrations of perchlorate at or in excess of the state MCL (6.0 µg/L) were reported in samples collected from wells MW-17 (Screens 2 [76.0 µg/L] and 3 [7.1 µg/L]), MW-18 (Screens 3 [54.8 µg/L] and 4 [38.3 µg/L]), MW-20 (Screen 4 [15.8 µg/L]) and MW-25 (Screens 1 through 5 [9.2 µg/L, 13.3 µg/L, 8.5 µg/L and 7.3 µg/L and 39.2 µg/L, respectively]).
- Perchlorate was detected below the state MCL of 6.0 µg/L in MW-17 (Screen 4 [3.0 µg/L]), MW-19 (Screens 1 through 5 [4.6 µg/L, 5.1 µg/L, 3.1 µg/L, 2.2 µg/L and 2.2 µg/L, respectively]), MW-20 (Screens 2 and 5 [2.8 µg/L and 4.2 µg/L]), MW-21 (Screens 1 through 5 [2.6 µg/L, 1.9 µg/L, 2.5 µg/L, 2.1 µg/L and 2.4 µg/L, respectively]) and MW-26 (Screen 1 [3.0 µg/L]).
- Perchlorate concentrations increased from their respective last sampling date to the second quarter 2011 in MW-17 (Screen 2 [24.1 µg/L to 76.0 µg/L]), MW-18 (Screen 3 [54.2 µg/L to 54.8

µg/L), MW-20 (Screens 4 [non-detect to 15.8 µg/L] and 5 [non-detect to 4.2 µg/L]), MW-21 (Screen 3 [non-detect to 2.5 µg/L]) and MW-25 (Screen 5 [non-detect to 39.2 µg/L]).

- Perchlorate concentrations decreased from their respective last sampling event to the second quarter 2011 in MW-17 (Screens 3 [8.5 µg/L to 7.1 µg/L] and 4 [3.8 µg/L to 3.0 µg/L]), MW-18 (Screen 4 [46.8 µg/L to 38.3 µg/L]), MW-19 (Screens 1 through 5 [7.4 µg/L to 4.6 µg/L, 6.0 µg/L to 5.1 µg/L, 3.9 µg/L to 3.1 µg/L, 3.2 µg/L to 2.2 µg/L and 2.9 µg/L to 2.2 µg/L, respectively]), MW-20 (Screen 2 [3.8 µg/L to 2.8 µg/L]), MW-21 (Screens 1 [2.9 µg/L to 2.6 µg/L], 4 [2.6 µg/L to 2.1 µg/L] and 5 [3.0 µg/L to 2.4 µg/L]), MW-25 (Screens 1 through 4 [9.7 µg/L to 9.2 µg/L, 14.0 µg/L to 13.3 µg/L, 9.8 µg/L to 8.5 µg/L and 8.3 µg/L to 7.3 µg/L]) and MW-26 (Screen 1 [3.3 µg/L to 3.0 µg/L]).
- Prior to the first quarter 2003, the perchlorate concentrations in MW-17 (Screen 2) were non-detect. From the first quarter 2003 through the fourth quarter 2008 all detections were above the state MCL with the exception of three quarters (first and second quarters 2003 and third quarter 2008). Since the first quarter 2009, all detections have been below the state MCL (6.0 µg/L) up until the detection of 24.1 µg/L during the first quarter 2011. The concentration of 76.0 µg/L during the second quarter 2011 is the highest reported concentration for MW-17 (Screen 2). Perchlorate results in MW-17 will continue to be closely evaluated during subsequent sampling events.
- Historically, the perchlorate concentration in MW-19 (Screen 1) has been non-detect; however, starting in the first quarter of 2008, perchlorate concentrations have been present except for the second and third quarters of 2008.
- Concentrations of perchlorate were not detected in MW-17 (Screens 1 and 5), MW-18 (Screens 1, 2 and 5), MW-20 (Screens 1 and 3) and MW-26 (Screen 2).

#### VOC ANALYTICAL RESULTS

- During the second quarter 2011, carbon tetrachloride was detected at a concentration in excess of the state MCL (0.5 µg/L) in MW-18 (Screens 3 [9.6 µg/L] and 4 [3.3 µg/L]). No other carbon tetrachloride detections occurred in the off-facility wells during the second quarter 2011.
- TCE was detected below the state and federal MCL (5.0 µg/L) in five off-facility wells during the second quarter 2011, including MW-18 (Screens 3 and 4), MW-19 (Screen 2), MW-20 (Screen 3), MW-21 (Screen 3) and MW-25 (Screen 1).
- PCE was detected in three off-facility wells: MW-19 (Screen 5), MW-21 (Screens 2, 3, 4, and 5) and MW-26 (Screen 1); however, no detections exceeded the state and federal MCL (5.0 µg/L) during the second quarter 2011. PCE concentrations in MW-21 (Screens 2 and 3) have typically been present above the state and federal MCL (5.0 µg/L) since the second quarter 2006.

#### OTHER NOTABLE DETECTIONS

- During the second quarter 2011, Cr(VI) was not detected in any of the off-facility wells with a reporting limit of 10.0 µg/L.
- During the second quarter 2011, total chromium was not detected in any of the off-facility wells with a reporting limit of 5.0 µg/L.

#### ALL WELL CATEGORIES (OTHER RESULTS)

- The TIC sulfur dioxide was detected in very low concentrations in six wells. The TIC results are presented in Table 4.

- Comparing the first quarter 2011 to the second quarter 2011, groundwater levels increased an average of approximately 1.93 ft. Groundwater levels in the second quarter 2011 sampling event are an average of approximately 7.65 ft higher than previously recorded highs in April 2005.
- Groundwater level measurements collected during the second quarter 2011 indicate that groundwater gradients and flow directions are generally consistent with previous observations (see Figure 8).

## ATTACHMENTS

Attachments to this technical memorandum include the following:

- Attachment 1: Quality Assurance/Quality Control Summary
  - Attachment 2: Data Validation Reports (Summary Sheets)
  - Attachment 3: Laboratory Analytical Reports (Summary Sheets)
  - Attachment 4: Field Logs
  - Attachment 5: Water Level Measurements
  - Attachment 6: Time-Series Concentration Plots
  - Attachment 7: Tables 1A, 2A and 3A (Historical Perchlorate, VOCs and Metals from 1996 to present)
-

## FIGURES



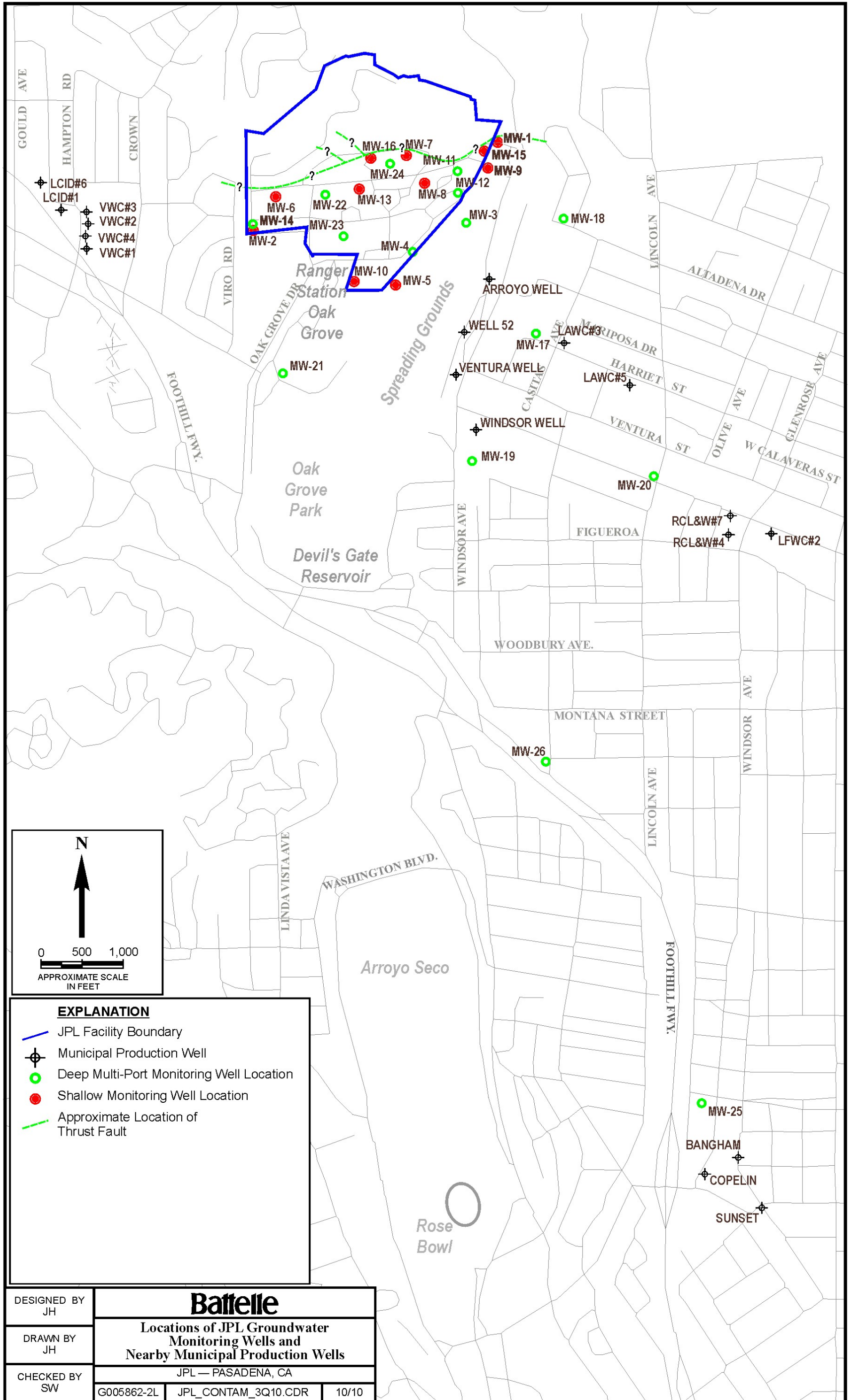


Figure 1.

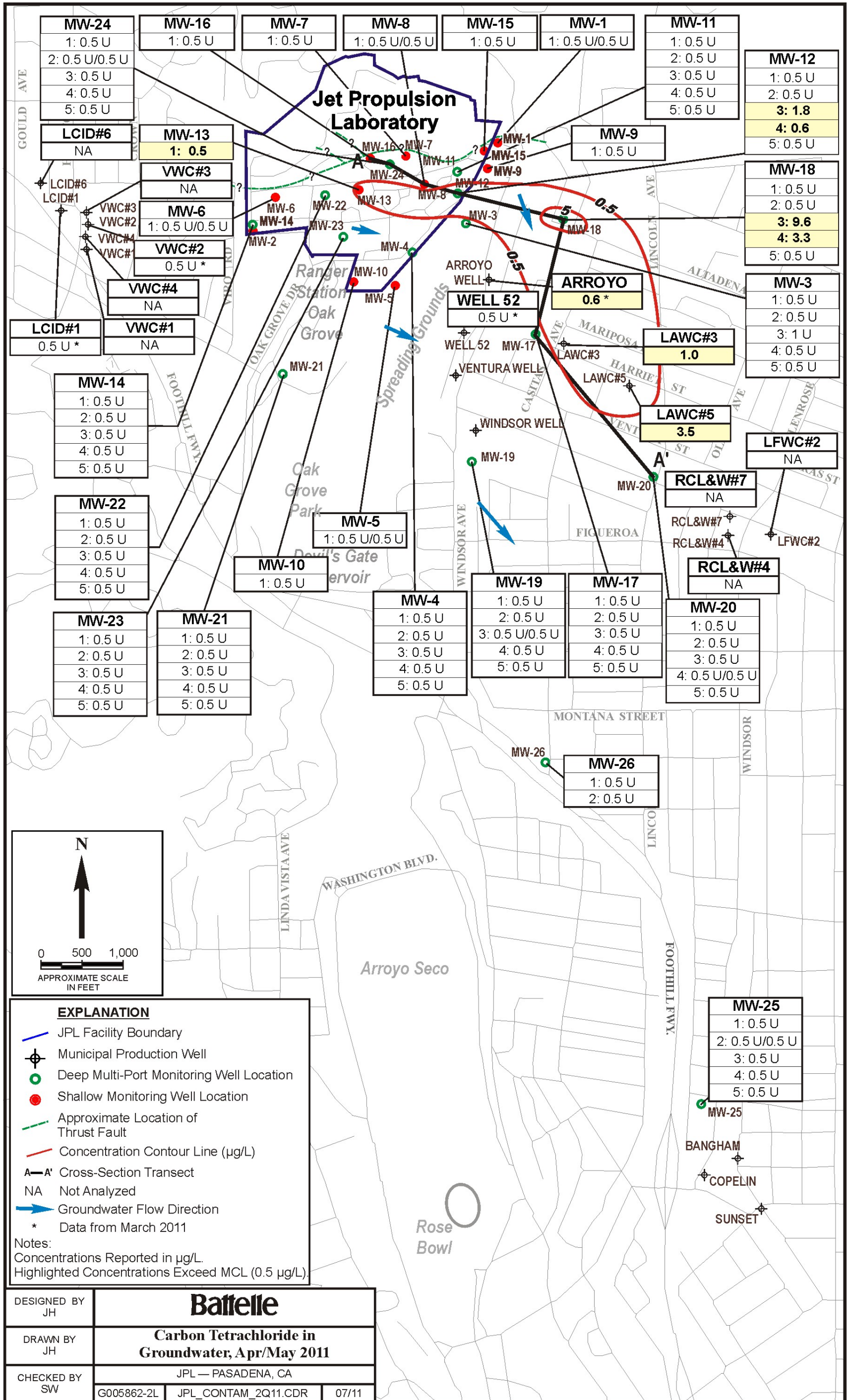


Figure 2.

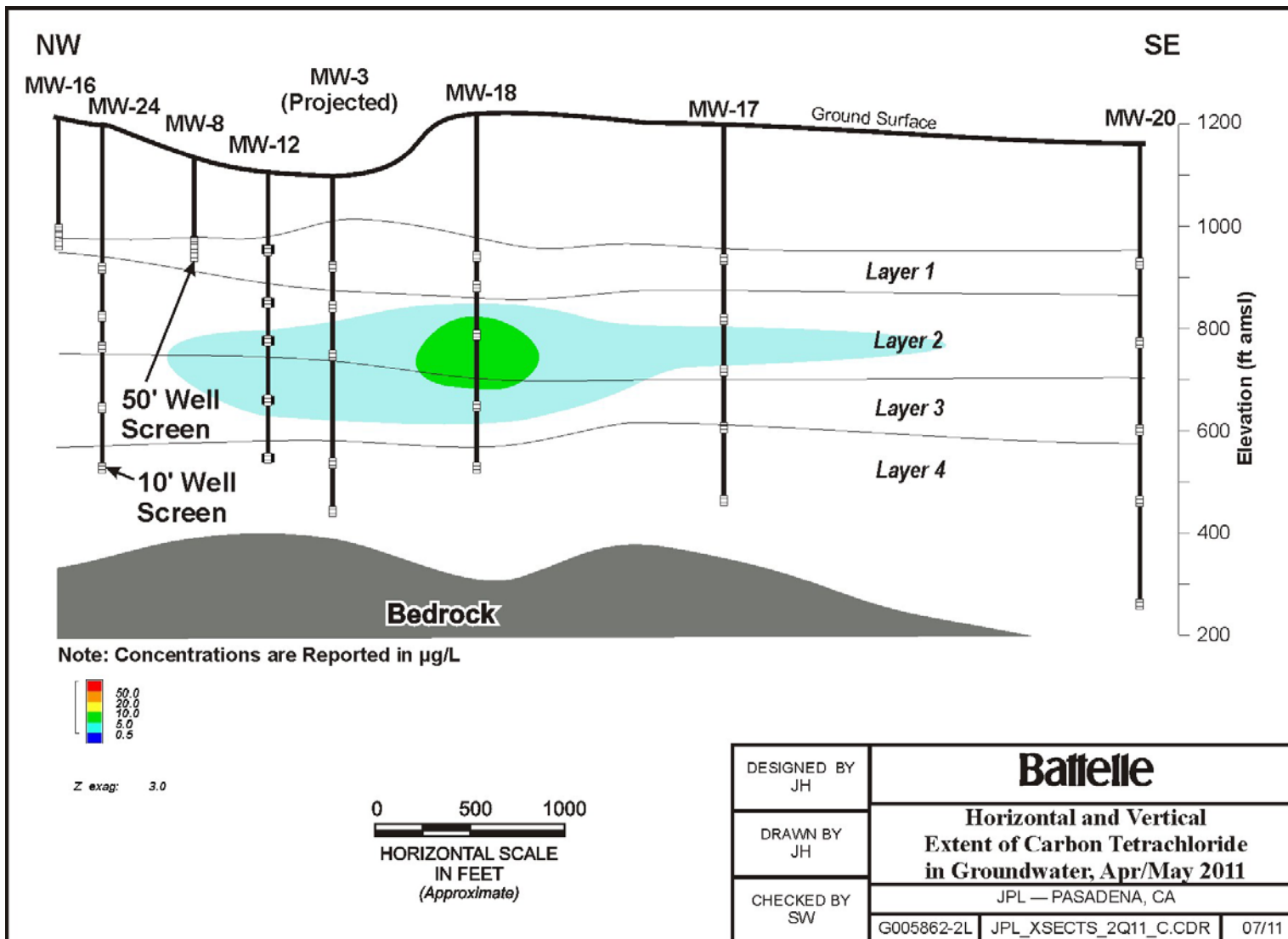


Figure 3.

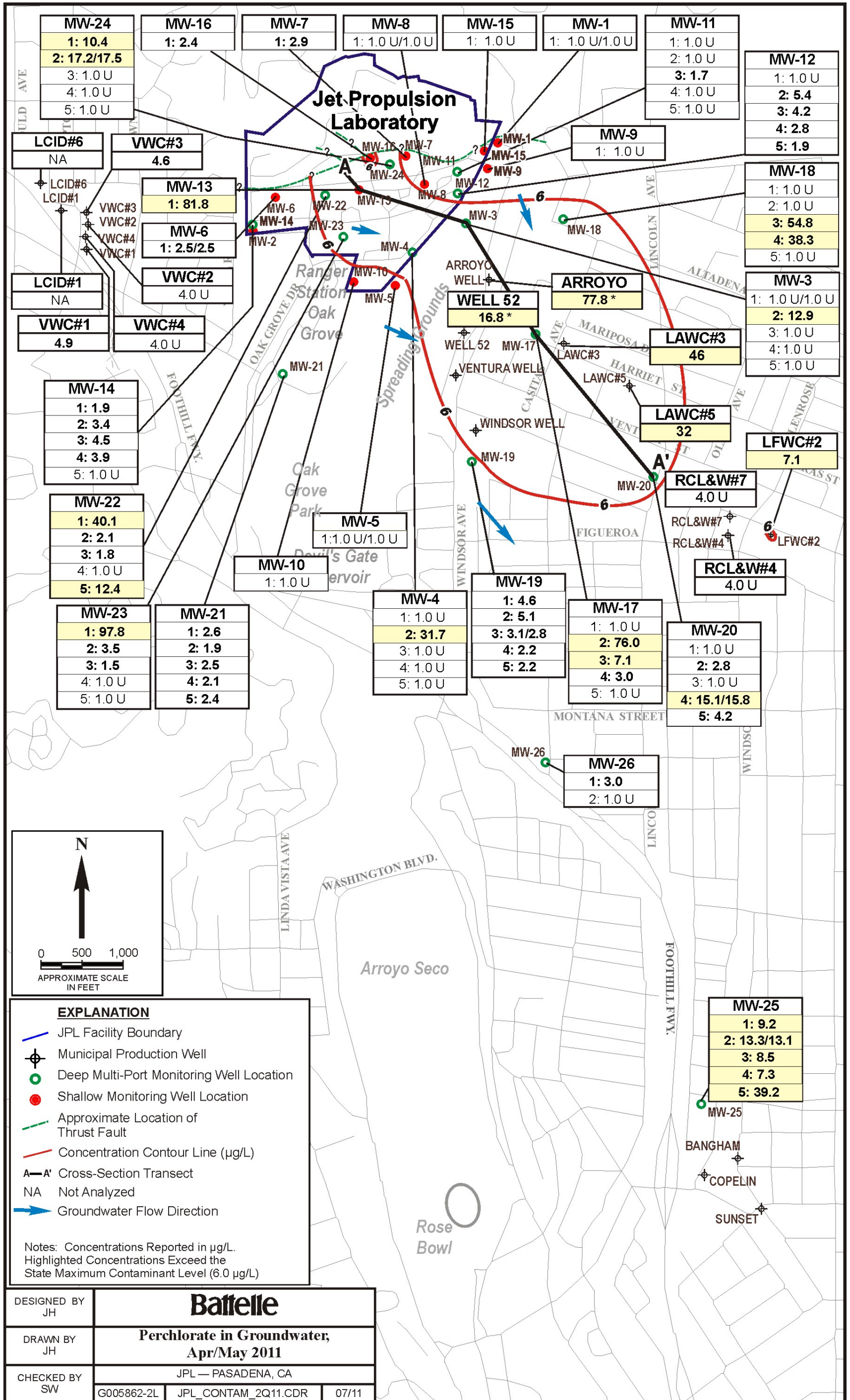


Figure 4.

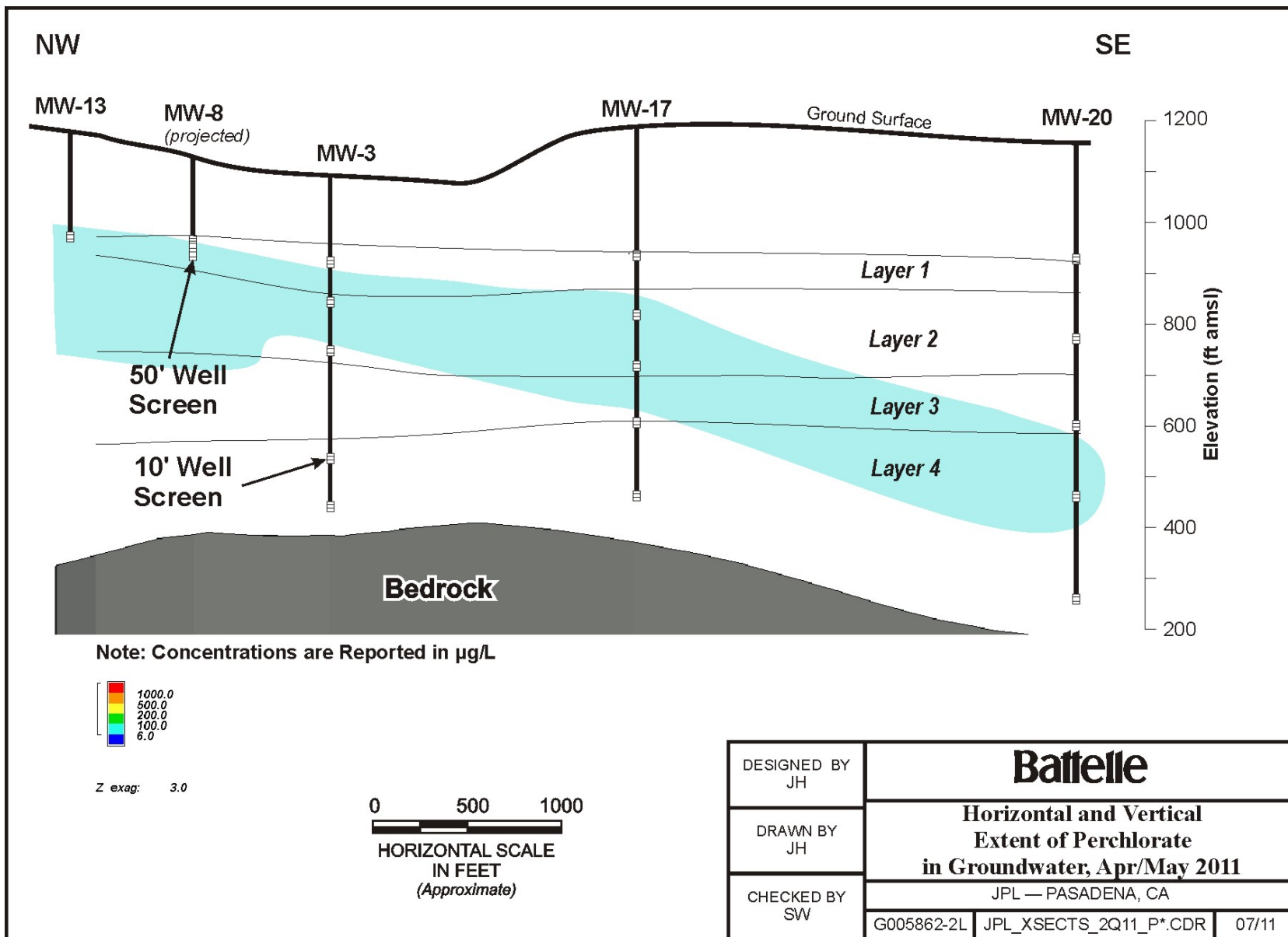


Figure 5.

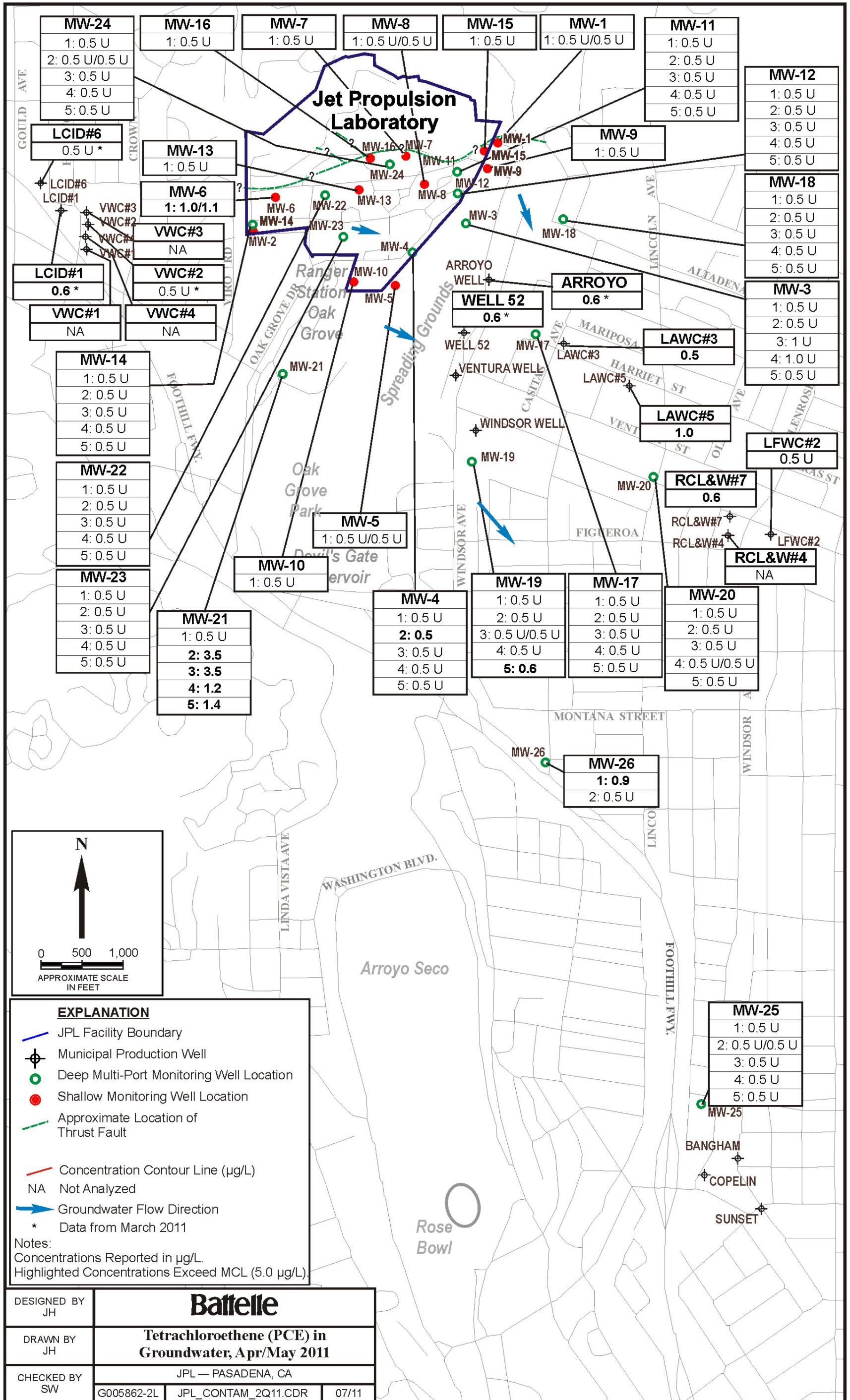


Figure 6.

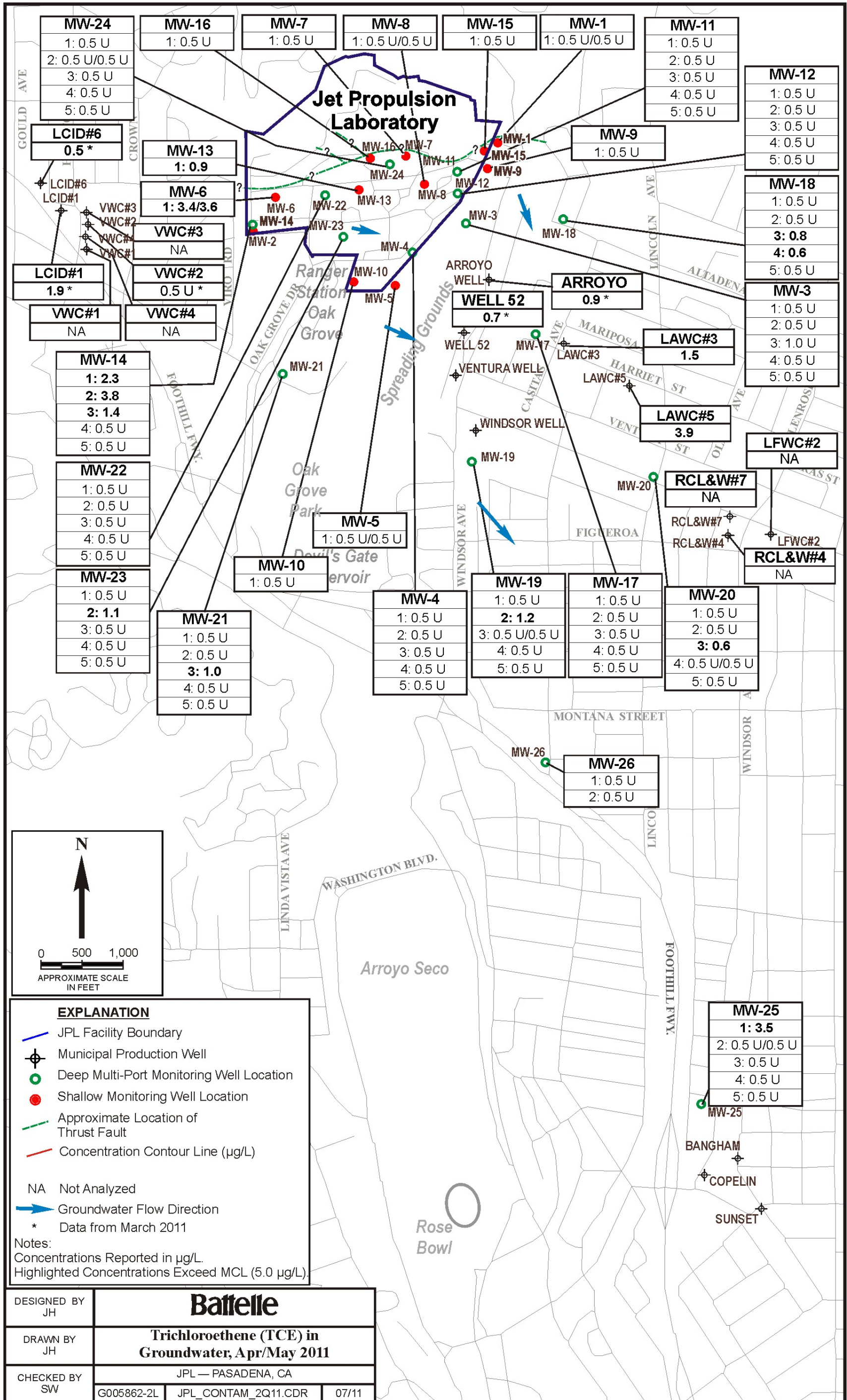


Figure 7.

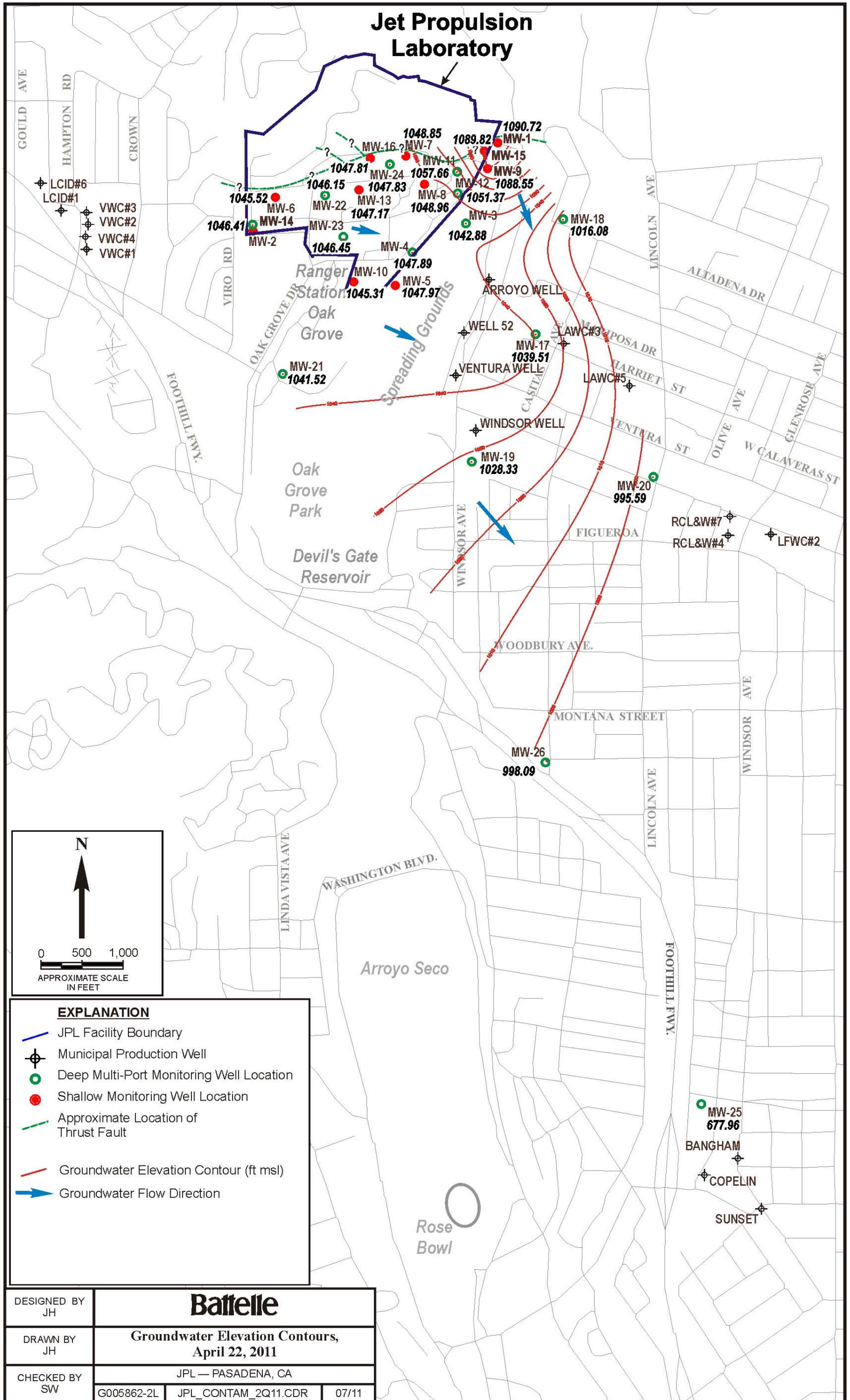


Figure 8.



## TABLES

**TABLE 1**  
**SUMMARY OF VOLATILE ORGANIC COMPOUNDS AND PERCHLORATE DETECTED**  
**DURING THE LAST FOUR SAMPLING EVENTS OF THE LONG-TERM QUARTERLY GROUNDWATER SAMPLING PROGRAM**

(All concentrations reported in µg/L.)

(Shaded values exceed State or Federal MCLs or action levels.)

Sample Location	Sampling Event	Sample Number	Carbon tetrachloride	TCE	PCE	1,1-DCA	1,2-DCA	1,1-DCE	Freon 113	Chloroform	Perchlorate	Other Volatile Organic Compounds and 1,4-Dioxane, NDMA, NDPA, 1,2,3-TCP	
MW-1	Oct/Nov 2010	MW-1	0.5 U	0.5 U	0.5 U	0.5 U	0.5 U	0.5 U	0.5 U	0.5 U	1.0 U		
MW-1	Apr/May 2011	MW-1	0.5 U	0.5 U	0.5 U	0.5 U	0.5 U	0.5 U	0.5 U	0.5 U	1.0 U		
MW-1	Apr/May 2011	DUPE-5-2Q11	0.5 U	0.5 U	0.5 U	0.5 U	0.5 U	0.5 U	0.5 U	0.5 U	1.0 U		
MW-3 Screen 1	Oct/Nov 2010	MW-3-1	0.5 U	0.5 U	0.5 U	0.5 U	0.5 U	0.5 U	0.5 U	0.5 U	1.0 U		
MW-3 Screen 1	Oct/Nov 2010	DUPE-04-4Q10	0.5 U	0.5 U	0.5 U	0.5 U	0.5 U	0.5 U	0.5 U	0.5 U	1.0 U		
MW-3 Screen 1	Apr/May 2011	MW-3-1	0.5 U	0.5 U	0.5 U	0.5 U	0.5 U	0.5 U	0.5 U	0.5 U	1.0 U		
MW-3 Screen 2	Jul/Aug 2010	MW-3-2	0.5 U	0.5 U	0.5 U	0.5 U	0.5 U	0.5 U	0.5 U	2.3	164.0	Bromodichloromethane	1.0
MW-3 Screen 2	Oct/Nov 2010	MW-3-2	0.5 U	0.5 U	0.5 U	0.5 U	0.5 U	0.5 U	0.5 U	2.1	180.0	Bromodichloromethane	0.7
MW-3 Screen 2	Feb/Mar 2011	MW-3-2	0.5 U	0.5 U	0.5 U	0.5 U	0.5 U	0.5 U	0.5 U	0.5 U	45.8		
MW-3 Screen 2	Apr/May 2011	MW-3-2	0.5 U	0.5 U	0.5 U	0.5 U	0.5 U	0.5 U	0.5 U	0.5 U	12.9		
MW-3 Screen 3	Jul/Aug 2010	MW-3-3	0.5 U	0.5 U	0.5 U	0.5 U	0.5 U	0.5 U	0.5 U	0.5 U	1.0 U		
MW-3 Screen 3	Oct/Nov 2010	MW-3-3	0.5 U	0.5 U	0.5 U	0.5 U	0.5 U	0.5 U	0.5 U	0.5 U	1.0 U		
MW-3 Screen 3	Feb/Mar 2011	MW-3-3	2.0 U	2.0 U	2.0 U	2.0 U	2.0 U	2.0 U	2.0 U	2.0 U	1.0 U		
MW-3 Screen 3	Apr/May 2011	MW-3-3	1.0 U	1.0 U	1.0 U	1.0 U	1.0 U	1.0 U	1.0 U	1.0 U	1.0 U		
MW-3 Screen 4	Jul/Aug 2010	MW-3-4	0.5 U	0.5 U	0.5 U	0.5 U	0.5 U	0.5 U	0.5 U	0.5 U	1.0 U		
MW-3 Screen 4	Oct/Nov 2010	MW-3-4	0.5 U	0.5 U	0.5 U	0.5 U	0.5 U	0.5 U	0.5 U	0.5 U	1.0 U		
MW-3 Screen 4	Feb/Mar 2011	MW-3-4	0.5 U	0.5 U	0.5 U	0.5 U	0.5 U	0.5 U	0.5 U	0.5 U	1.0 U		
MW-3 Screen 4	Apr/May 2011	MW-3-4	0.5 U	0.5 U	0.5 U	0.5 U	0.5 U	0.5 U	0.5 U	0.5 U	1.0 U		
MW-3 Screen 5	Oct/Nov 2010	MW-3-5	0.5 U	0.5 U	0.5 U	0.5 U	0.5 U	0.5 U	0.5 U	0.5 U	1.0 U		
MW-3 Screen 5	Apr/May 2011	MW-3-5	0.5 U	0.5 U	0.5 U	0.5 U	0.5 U	0.5 U	0.5 U	0.5 U	1.0 U		
MW-4 Screen 1	Jul/Aug 2010	MW-4-1	0.5 U	0.5 U	0.5 U	0.5 U	0.5 U	0.5 U	0.5 U	0.5 U	1.0 U		
MW-4 Screen 1	Jul/Aug 2010	DUPE-3-3Q10	0.5 U	0.5 U	0.5 U	0.5 U	0.5 U	0.5 U	0.5 U	0.5 U	1.0 U		
MW-4 Screen 1	Oct/Nov 2010	MW-4-1	0.5 U	0.5 U	0.5 U	0.5 U	0.5 U	0.5 U	0.5 U	0.5 U	1.0 U		
MW-4 Screen 1	Feb/Mar 2011	MW-4-1	0.5 U	0.5 U	0.5 U	0.5 U	0.5 U	0.5 U	0.5 U	0.5 U	1.0 U		
MW-4 Screen 1	Apr/May 2011	MW-4-1	0.5 U	0.5 U	0.5 U	0.5 U	0.5 U	0.5 U	0.5 U	0.5 U	1.0 U	NDMA	0.0 J
MW-4 Screen 2	Jul/Aug 2010	MW-4-2	0.5 U	0.7	0.8	0.5 U	0.5 U	0.5 U	0.5 U	0.5 U	3.8		
MW-4 Screen 2	Oct/Nov 2010	MW-4-2	0.5 U	0.6	0.7	0.5 U	0.5 U	0.5 U	0.5 U	0.5 U	3.7		
MW-4 Screen 2	Feb/Mar 2011	MW-4-2	0.5 U	0.5 U	0.6	0.5 U	0.5 U	0.5 U	0.5 U	0.5 U	23.0		
MW-4 Screen 2	Feb/Mar 2011	DUPE-04-1Q11	0.5 U	0.5 U	0.5 U	0.5 U	0.5 U	0.5 U	0.5 U	0.5 U	22.5		
MW-4 Screen 2	Apr/May 2011	MW-4-2	0.5 U	0.5 U	0.5	0.5 U	0.5 U	0.5 U	0.5 U	0.5 U	31.7		
MW-4 Screen 3	Jul/Aug 2010	MW-4-3	0.5 U	0.5 U	0.5 U	0.5 U	0.5 U	0.5 U	0.5 U	0.5 U	1.0 U	Ethylbenzene	1.7
MW-4 Screen 3	Oct/Nov 2010	MW-4-3	0.5 U	0.5 U	0.5 U	0.5 U	0.5 U	0.5 U	0.5 U	0.5 U	1.0 U	Styrene	0.7
MW-4 Screen 3	Feb/Mar 2011	MW-4-3	0.5 U	0.5 U	0.5 U	0.5 U	0.5 U	0.5 U	0.5 U	0.5 U	1.0 U		

Sample Location	Sampling Event	Sample Number	Carbon tetrachloride	TCE	PCE	1,1-DCA	1,2-DCA	1,1-DCE	Freon 113	Chloroform	Perchlorate	Other Volatile Organic Compounds and 1,4-Dioxane, NDMA, NDPA, 1,2,3-TCP	
MW-4 Screen 3	Apr/May 2011	MW-4-3	0.5 U	0.5 U	0.5 U	0.5 U	0.5 U	0.5 U	0.5 U	0.5 U	1.0 U		
MW-4 Screen 4	Oct/Nov 2010	MW-4-4	0.5 U	0.5 U	0.5 U	0.5 U	0.5 U	0.5 U	0.5 U	0.5 U	1.0 U		
MW-4 Screen 4	Apr/May 2011	MW-4-4	0.5 U	0.5 U	0.5 U	0.5 U	0.5 U	0.5 U	0.5 U	0.5 U	1.0 U		
MW-4 Screen 5	Oct/Nov 2010	MW-4-5	0.5 U	0.5 U	0.5 U	0.5 U	0.5 U	0.5 U	0.5 U	0.5 U	1.0 U		
MW-4 Screen 5	Apr/May 2011	MW-4-5	0.5 U	0.5 U	0.5 U	0.5 U	0.5 U	0.5 U	0.5 U	0.5 U	1.0 U		
MW-5	Jul/Aug 2010	MW-5	0.5 U	0.5 U	0.5 U	0.5 U	0.5 U	0.5 U	0.5 U	0.5 U	1.0 U		
MW-5	Oct/Nov 2010	MW-5	0.5 U	0.5 U	0.5 U	0.5 U	0.5 U	0.5 U	0.5 U	0.5 U	1.0 U		
MW-5	Feb/Mar 2011	MW-5	0.5 U	0.5 U	0.5 U	0.5 U	0.5 U	0.5 U	0.5 U	0.5 U	1.0 U		
MW-5	Apr/May 2011	MW-5	0.5 U	0.5 U	0.5 U	0.5 U	0.5 U	0.5 U	0.5 U	0.5 U	1.0 U		
MW-5	Apr/May 2011	DUPE-6-2Q11	0.5 U	0.5 U	0.5 U	0.5 U	0.5 U	0.5 U	0.5 U	0.5 U	1.0 U		
MW-6	Jul/Aug 2010	MW-6	0.5 U	3.7	1.0	0.5 U	0.5 U	0.5 U	0.5 U	0.6	3.0		
MW-6	Oct/Nov 2010	MW-6	0.5 U	3.0	1.1	0.5 U	0.5 U	0.5 U	0.5 U	0.5	3.3		
MW-6	Feb/Mar 2011	MW-6	0.5 U	4.0	1.2	0.5 U	0.5 U	0.5 U	0.5 U	0.6	3.1		
MW-6	Apr/May 2011	MW-6	0.5 U	3.4	1.0	0.5 U	0.5 U	0.5 U	0.5 U	0.6	2.5		
MW-6	Apr/May 2011	DUPE-7-2Q11	0.5 U	3.6	1.1	0.5 U	0.5 U	0.5 U	0.5 U	0.6	2.5		
MW-7	Jul/Aug 2010	MW-7	0.5 U	0.5 U	0.5 U	0.5 U	0.5 U	0.5 U	0.5 U	2.4	10.0	Bromodichloromethane	1.9
MW-7	Oct/Nov 2010	MW-7	0.5 U	0.5 U	0.5 U	0.5 U	0.5 U	0.5 U	0.5 U	5.7	9.7	Bromodichloromethane Dibromochloromethane	4.5 2.0
MW-7	Feb/Mar 2011	MW-7	0.5 U	0.5 U	0.5 U	0.5 U	0.5 U	0.5 U	0.5 U	15.0	3.1	Bromodichloromethane	8.7
MW-7	Apr/May 2011	MW-7	0.5 U	0.5 U	0.5 U	0.5 U	0.5 U	0.5 U	0.5 U	16.0	2.9	Bromodichloromethane	3.2
MW-8	Jul/Aug 2010	MW-8	0.5 U	0.5 U	0.5 U	0.5 U	0.5 U	0.5 U	0.5 U	0.5 U	1.0 U		
MW-8	Jul/Aug 2010	DUPE-1-3Q10	0.5 U	0.5 U	0.5 U	0.5 U	0.5 U	0.5 U	0.5 U	0.5 U	1.0 U		
MW-8	Oct/Nov 2010	MW-8	0.5 U	0.5 U	0.5 U	0.5 U	0.5 U	0.5 U	0.5 U	0.5 U	1.0 U		
MW-8	Feb/Mar 2011	MW-8	0.5 U	0.5 U	0.5 U	0.5 U	0.5 U	0.5 U	0.5 U	0.5 U	1.0 U		
MW-8	Apr/May 2011	MW-8	0.5 U	0.5 U	0.5 U	0.5 U	0.5 U	0.5 U	0.5 U	0.5 U	1.0 U		
MW-8	Apr/May 2011	DUPE-8-2Q11	0.5 U	0.5 U	0.5 U	0.5 U	0.5 U	0.5 U	0.5 U	0.5 U	1.0 U		
MW-9	Oct/Nov 2010	MW-9	0.5 U	0.5 U	0.5 U	0.5 U	0.5 U	0.5 U	0.5 U	0.5 U	1.0 U		
MW-9	Apr/May 2011	MW-9	0.5 U	0.5 U	0.5 U	0.5 U	0.5 U	0.5 U	0.5 U	0.5 U	1.0 U		
MW-10	Jul/Aug 2010	MW-10	0.5 U	2.4	0.5 U	0.5 U	0.5 U	0.5 U	0.5 U	0.9	52.8 J		
MW-10	Oct/Nov 2010	MW-10	0.5 U	3.3	0.5 U	0.5 U	0.5 U	0.5 U	0.5 U	1.2	75.9		
MW-10	Feb/Mar 2011	MW-10	0.5 U	0.5 U	0.5 U	0.5 U	0.5 U	0.5 U	0.5 U	0.5 U	1.1		
MW-10	Feb/Mar 2011	DUPE-7-1Q11	0.5 U	0.5 U	0.5 U	0.5 U	0.5 U	0.5 U	0.5 U	0.5 U	1.0 U		
MW-10	Apr/May 2011	MW-10	0.5 U	0.5 U	0.5 U	0.5 U	0.5 U	0.5 U	0.5 U	0.5 U	1.0 U		
MW-11 Screen 1	Jul/Aug 2010	MW-11-1	0.5 U	0.5 U	0.5 U	0.5 U	0.5 U	0.5 U	0.5 U	0.5 U	1.0 U		
MW-11 Screen 1	Oct/Nov 2010	MW-11-1	0.5 U	0.5 U	0.5 U	0.5 U	0.5 U	0.5 U	0.5 U	0.5 U	1.0 U		
MW-11 Screen 1	Feb/Mar 2011	MW-11-1	0.5 U	0.5 U	0.5 U	0.5 U	0.5 U	0.5 U	0.5 U	0.5 U	1.0 U		
MW-11 Screen 1	Apr/May 2011	MW-11-1	0.5 U	0.5 U	0.5 U	0.5 U	0.5 U	0.5 U	0.5 U	0.5 U	1.0 U		
MW-11 Screen 2	Jul/Aug 2010	MW-11-2	0.5 U	0.5 U	0.5 U	0.5 U	0.5 U	0.5 U	0.5 U	0.5 U	1.0 U		
MW-11 Screen 2	Oct/Nov 2010	MW-11-2	0.5 U	0.5 U	0.5 U	0.5 U	0.5 U	0.5 U	0.5 U	0.5 U	1.0 U		
MW-11 Screen 2	Feb/Mar 2011	MW-11-2	0.5 U	0.5 U	0.5 U	0.5 U	0.5 U	0.5 U	0.5 U	0.5 U	1.0 U		

Sample Location	Sampling Event	Sample Number	Carbon tetrachloride	TCE	PCE	1,1-DCA	1,2-DCA	1,1-DCE	Freon 113	Chloroform	Perchlorate	Other Volatile Organic Compounds and 1,4-Dioxane, NDMA, NDPA, 1,2,3-TCP	
MW-11 Screen 2	Apr/May 2011	MW-11-2	0.5 U	0.5 U	0.5 U	0.5 U	0.5 U	0.5 U	0.5 U	0.5 U	1.0 U		
MW-11 Screen 3	Jul/Aug 2010	MW-11-3	0.5 U	0.5 U	0.5 U	0.5 U	0.5 U	0.5 U	0.5 U	0.5 U	1.0 U		
MW-11 Screen 3	Jul/Aug 2010	DUPE-5-3Q10	0.5 U	0.5 U	0.5 U	0.5 U	0.5 U	0.5 U	0.5 U	0.5 U	1.0 U		
MW-11 Screen 3	Oct/Nov 2010	MW-11-3	0.5 U	0.5 U	0.5 U	0.5 U	0.5 U	0.5 U	0.5 U	0.5 U	1.0 U		
MW-11 Screen 3	Feb/Mar 2011	MW-11-3	0.5 U	0.5 U	0.5 U	0.5 U	0.5 U	0.5 U	0.5 U	0.5 U	1.0 U		
MW-11 Screen 3	Apr/May 2011	MW-11-3	0.5 U	0.5 U	0.5 U	0.5 U	0.5 U	0.5 U	0.5 U	0.5 U	1.7		
MW-11 Screen 4	Jul/Aug 2010	MW-11-4	0.5 U	0.5 U	0.5 U	0.5 U	0.5 U	0.5 U	0.5 U	0.5 U	1.0 U		
MW-11 Screen 4	Oct/Nov 2010	MW-11-4	0.5 U	0.5 U	0.5 U	0.5 U	0.5 U	0.5 U	0.5 U	0.5 U	1.0 U		
MW-11 Screen 4	Feb/Mar 2011	MW-11-4	0.5 U	0.5 U	0.5 U	0.5 U	0.5 U	0.5 U	0.5 U	0.5 U	1.0 U		
MW-11 Screen 4	Apr/May 2011	MW-11-4	0.5 U	0.5 U	0.5 U	0.5 U	0.5 U	0.5 U	0.5 U	0.5 U	1.0 U		
MW-11 Screen 5	Oct/Nov 2010	MW-11-5	0.5 U	0.5 U	0.5 U	0.5 U	0.5 U	0.5 U	0.5 U	0.5 U	1.0 U		
MW-11 Screen 5	Apr/May 2011	MW-11-5	0.5 U	0.5 U	0.5 U	0.5 U	0.5 U	0.5 U	0.5 U	0.5 U	1.0 U		
MW-12 Screen 1	Jul/Aug 2010	MW-12-1	0.5 U	0.5 U	0.5 U	0.5 U	0.5 U	0.5 U	0.5 U	0.6	1.0 U		
MW-12 Screen 1	Oct/Nov 2010	MW-12-1	0.5 U	0.5 U	0.5 U	0.5 U	0.5 U	0.5 U	0.5 U	0.5 U	1.0 U		
MW-12 Screen 1	Feb/Mar 2011	MW-12-1	0.5 U	0.5 U	0.5 U	0.5 U	0.5 U	0.5 U	0.5 U	0.5 U	1.0 U		
MW-12 Screen 1	Apr/May 2011	MW-12-1	0.5 U	0.5 U	0.5 U	0.5 U	0.5 U	0.5 U	0.5 U	0.5 U	1.0 U		
MW-12 Screen 2	Jul/Aug 2010	MW-12-2	0.5 U	0.5 U	0.5 U	0.5 U	0.5 U	0.5 U	0.5 U	0.5 U	5.5		
MW-12 Screen 2	Oct/Nov 2010	MW-12-2	0.5 U	0.5 U	0.5 U	0.5 U	0.5 U	0.5 U	0.5 U	0.5 U	6.1 J		
MW-12 Screen 2	Feb/Mar 2011	MW-12-2	0.5 U	0.5 U	0.5 U	0.5 U	0.5 U	0.5 U	0.5 U	0.5 U	5.7		
MW-12 Screen 2	Apr/May 2011	MW-12-2	0.5 U	0.5 U	0.5 U	0.5 U	0.5 U	0.5 U	0.5 U	0.5 U	5.4		
MW-12 Screen 3	Jul/Aug 2010	MW-12-3	2.0	0.5 U	0.5 U	0.5 U	0.5 U	0.5 U	0.5 U	1.0	3.4		
MW-12 Screen 3	Oct/Nov 2010	MW-12-3	0.6	0.5 U	0.5 U	0.5 U	0.5 U	0.5 U	0.5 U	0.8	1.8 J		
MW-12 Screen 3	Oct/Nov 2010	DUPE-05-4Q10	0.8	0.5 U	0.5 U	0.5 U	0.5 U	0.5 U	0.5 U	0.9	1.6 J		
MW-12 Screen 3	Feb/Mar 2011	MW-12-3	0.8	0.5 U	0.5 U	0.5 U	0.5 U	0.5 U	0.5 U	0.5	4.9		
MW-12 Screen 3	Apr/May 2011	MW-12-3	1.8	0.5 U	0.5 U	0.5 U	0.5 U	0.5 U	0.5 U	0.8	4.2		
MW-12 Screen 4	Jul/Aug 2010	MW-12-4	0.8	0.5 U	0.5 U	0.5 U	0.5 U	0.5 U	0.5 U	0.6	3.5		
MW-12 Screen 4	Jul/Aug 2010	DUPE-6-3Q10	0.8	0.5 U	0.5 U	0.5 U	0.5 U	0.5 U	0.5 U	0.6	3.6		
MW-12 Screen 4	Oct/Nov 2010	MW-12-4	1.0	0.5 U	0.5 U	0.5 U	0.5 U	0.5 U	0.5 U	0.6	3.3 J		
MW-12 Screen 4	Feb/Mar 2011	MW-12-4	1.0	0.5 U	0.5 U	0.5 U	0.5 U	0.5 U	0.5 U	0.7	3.5		
MW-12 Screen 4	Feb/Mar 2011	DUPE-06-1Q11	1.0	0.5 U	0.5 U	0.5 U	0.5 U	0.5 U	0.5 U	0.7	3.4		
MW-12 Screen 4	Apr/May 2011	MW-12-4	0.6	0.5 U	0.5 U	0.5 U	0.5 U	0.5 U	0.5 U	0.6	2.8		
MW-12 Screen 5	Jul/Aug 2010	MW-12-5	1.1	0.5 U	0.5 U	0.5 U	0.5 U	0.5 U	0.5 U	0.5	3.2		
MW-12 Screen 5	Oct/Nov 2010	MW-12-5	0.5	0.5 U	0.5 U	0.5 U	0.5 U	0.5 U	0.5 U	0.5 U	1.9 J		
MW-12 Screen 5	Feb/Mar 2011	MW-12-5	0.6	0.5 U	0.5 U	0.5 U	0.5 U	0.5 U	0.5 U	0.5 U	2.3		
MW-12 Screen 5	Apr/May 2011	MW-12-5	0.5 U	0.5 U	0.5 U	0.5 U	0.5 U	0.5 U	0.5 U	0.5 U	1.9		
MW-13	Jul/Aug 2010	MW-13	1.0	1.3	0.5 U	0.5 U	0.5 U	0.5 U	0.5 U	5.6	1040.0 J	Bromodichloromethane	0.9
												Dibromochloromethane	0.8
MW-13	Oct/Nov 2010	MW-13	0.9	1.6	0.5 U	0.5 U	0.5 U	0.5 U	0.5 U	5.8	823.0	Bromodichloromethane	1.6
												Bromoform	0.8
												Dibromochloromethane	1.5

Sample Location	Sampling Event	Sample Number	Carbon tetrachloride	TCE	PCE	1,1-DCA	1,2-DCA	1,1-DCE	Freon 113	Chloroform	Perchlorate	Other Volatile Organic Compounds and 1,4-Dioxane, NDMA, NDPA, 1,2,3-TCP	
MW-13	Feb/Mar 2011	MW-13	0.6	1.0	0.5 U	0.5 U	0.5 U	0.5 U	0.5 U	2.1	167.0		
MW-13	Apr/May 2011	MW-13	0.5	0.9	0.5 U	0.5 U	0.5 U	0.5 U	0.5 U	1.4	81.8	1,4-Dioxane	0.9 J
MW-14 Screen 1	Jul/Aug 2010	MW-14-1	0.5 U	3.7	0.5 U	0.5 U	0.5 U	0.5 U	0.5 U	0.5 U	3.1		
MW-14 Screen 1	Oct/Nov 2010	MW-14-1	0.5 U	3.6	0.5 U	0.5 U	0.5 U	0.5 U	0.5 U	0.5 U	2.7		
MW-14 Screen 1	Feb/Mar 2011	MW-14-1	0.5 U	2.7	0.5 U	0.5 U	0.5 U	0.5 U	0.5 U	0.5 U	2.5		
MW-14 Screen 1	Feb/Mar 2011	DUPE-02-1Q11	0.5 U	2.3	0.5 U	0.5 U	0.5 U	0.5 U	0.5 U	0.5 U	3.0		
MW-14 Screen 1	Apr/May 2011	MW-14-1	0.5 U	2.3	0.5 U	0.5 U	0.5 U	0.5 U	0.5 U	0.5 U	1.9		
MW-14 Screen 2	Jul/Aug 2010	MW-14-2	0.5 U	9.7	0.6	0.5 U	0.5 U	0.5 U	0.5 U	0.6	3.8		
MW-14 Screen 2	Oct/Nov 2010	MW-14-2	0.5 U	4.6	0.5 U	0.5 U	0.5 U	0.5 U	0.5 U	0.5 U	1.0 U		
MW-14 Screen 2	Oct/Nov 2010	DUPE-02-4Q10	0.5 U	3.8	0.5 U	0.5 U	0.5 U	0.5 U	0.5 U	0.5 U	2.8		
MW-14 Screen 2	Feb/Mar 2011	MW-14-2	0.5 U	7.3	0.6	0.5 U	0.5 U	0.5 U	0.5 U	0.6	3.6		
MW-14 Screen 2	Apr/May 2011	MW-14-2	0.5 U	3.8	0.5 U	0.5 U	0.5 U	0.5 U	0.5 U	0.5 U	3.4		
MW-14 Screen 3	Jul/Aug 2010	MW-14-3	0.5 U	2.1	0.7	0.5 U	0.5 U	0.5 U	0.5 U	0.5	5.6		
MW-14 Screen 3	Oct/Nov 2010	MW-14-3	0.5 U	1.2	0.5 U	0.5 U	0.5 U	0.5 U	0.5 U	0.5 U	6.0		
MW-14 Screen 3	Feb/Mar 2011	MW-14-3	0.5 U	2.3	0.8	0.5 U	0.5 U	0.5 U	0.5 U	0.6	5.6		
MW-14 Screen 3	Apr/May 2011	MW-14-3	0.5 U	1.4	0.5 U	0.5 U	0.5 U	0.5 U	0.5 U	0.5 U	4.5		
MW-14 Screen 4	Jul/Aug 2010	MW-14-4	0.5 U	0.5 U	0.5 U	0.5 U	0.5 U	0.5 U	0.5 U	0.5 U	4.2		
MW-14 Screen 4	Oct/Nov 2010	MW-14-4	0.5 U	0.5 U	0.5 U	0.5 U	0.5 U	0.5 U	0.5 U	0.5 U	4.5		
MW-14 Screen 4	Feb/Mar 2011	MW-14-4	0.5 U	0.5 U	0.5 U	0.5 U	0.5 U	0.5 U	0.5 U	0.5 U	4.0		
MW-14 Screen 4	Apr/May 2011	MW-14-4	0.5 U	0.5 U	0.5 U	0.5 U	0.5 U	0.5 U	0.5 U	0.5 U	3.9		
MW-14 Screen 5	Jul/Aug 2010	MW-14-5	0.5 U	0.5 U	0.5 U	0.5 U	0.5 U	0.5 U	0.5 U	0.5 U	1.0 U		
MW-14 Screen 5	Oct/Nov 2010	MW-14-5	0.5 U	0.5 U	0.5 U	0.5 U	0.5 U	0.5 U	0.5 U	0.5 U	1.0 U		
MW-14 Screen 5	Feb/Mar 2011	MW-14-5	0.5 U	0.5 U	0.5 U	0.5 U	0.5 U	0.5 U	0.5 U	0.5 U	1.0 U		
MW-14 Screen 5	Apr/May 2011	MW-14-5	0.5 U	0.5 U	0.5 U	0.5 U	0.5 U	0.5 U	0.5 U	0.5 U	1.0 U		
MW-15	Oct/Nov 2010	MW-15	0.5 U	0.5 U	0.5 U	0.5 U	0.5 U	0.5 U	0.5 U	0.5 U	1.0 U		
MW-15	Apr/May 2011	MW-15	0.5 U	0.5 U	0.5 U	0.5 U	0.5 U	0.5 U	0.5 U	0.5 U	1.0 U		
MW-16	Jul/Aug 2010	MW-16	0.5 U	0.5 U	0.5 U	0.5 U	0.5 U	0.5 U	0.5 U	0.5 U	1.0 U		
MW-16	Oct/Nov 2010	MW-16	0.5 U	0.5 U	0.5 U	0.5 U	0.5 U	0.5 U	0.5 U	17.0	1.0 U	Bromodichloromethane Bromoform Dibromochloromethane	20.0 3.3 15.0
MW-16	Feb/Mar 2011	MW-16	0.5 U	0.5 U	0.5 U	0.5 U	0.5 U	0.5 U	0.5 U	10.0	1.0 U	Bromodichloromethane Bromoform Dibromochloromethane	16.0 5.0 17.0
MW-16	Apr/May 2011	MW-16	0.5 U	0.5 U	0.5 U	0.5 U	0.5 U	0.5 U	0.5 U	7.6	2.4	1,4-Dioxane Bromodichloromethane Bromoform Dibromochloromethane	0.8 J 6.6 1.1 3.6
MW-17 Screen 1	Oct/Nov 2010	MW-17-1	0.5 U	0.5 U	0.5 U	0.5 U	0.5 U	0.5 U	0.5 U	0.5 U	1.0 U		
MW-17 Screen 1	Apr/May 2011	MW-17-1	0.5 U	0.5 U	0.5 U	0.5 U	0.5 U	0.5 U	0.5 U	0.7	1.0 U		
MW-17 Screen 2	Jul/Aug 2010	MW-17-2	0.5 U	0.8	0.7	0.5 U	0.5 U	0.5 U	0.5 U	0.5 U	4.4		

Sample Location	Sampling Event	Sample Number	Carbon tetrachloride	TCE	PCE	1,1-DCA	1,2-DCA	1,1-DCE	Freon 113	Chloroform	Perchlorate	Other Volatile Organic Compounds and 1,4-Dioxane, NDMA, NDPA, 1,2,3-TCP	
MW-17 Screen 2	Oct/Nov 2010	MW-17-2	0.5 U	<b>0.8</b>	<b>0.7</b>	0.5 U	0.5 U	0.5 U	0.5 U	0.5 U	<b>5.3</b>		
MW-17 Screen 2	Feb/Mar 2011	MW-17-2	0.5 U	0.5 U	0.5 U	0.5 U	0.5 U	0.5 U	0.5 U	0.5 U	<b>24.1</b>		
MW-17 Screen 2	Apr/May 2011	MW-17-2	0.5 U	0.5 U	0.5 U	0.5 U	0.5 U	0.5 U	0.5 U	0.5 U	<b>76.0</b>		
MW-17 Screen 3	Jul/Aug 2010	MW-17-3	<b>0.5</b>	0.5 U	0.5 U	0.5 U	0.5 U	0.5 U	0.5 U	0.5 U	<b>9.8</b>		
MW-17 Screen 3	Oct/Nov 2010	MW-17-3	0.5 U	0.5 U	0.5 U	0.5 U	0.5 U	0.5 U	0.5 U	0.5 U	<b>9.2</b>		
MW-17 Screen 3	Feb/Mar 2011	MW-17-3	0.5 U	0.5 U	0.5 U	0.5 U	0.5 U	0.5 U	0.5 U	0.5 U	<b>8.5</b>		
MW-17 Screen 3	Apr/May 2011	MW-17-3	0.5 U	0.5 U	0.5 U	0.5 U	0.5 U	0.5 U	0.5 U	0.5 U	<b>7.1</b>		
MW-17 Screen 4	Jul/Aug 2010	MW-17-4	0.5 U	<b>0.8</b>	0.5 U	0.5 U	0.5 U	0.5 U	0.5 U	0.5 U	1.0 U		
MW-17 Screen 4	Oct/Nov 2010	MW-17-4	0.5 U	<b>1.4</b>	0.5 U	0.5 U	0.5 U	0.5 U	0.5 U	0.5 U	1.0 U		
MW-17 Screen 4	Feb/Mar 2011	MW-17-4	0.5 U	0.5 U	0.5 U	0.5 U	0.5 U	0.5 U	0.5 U	0.5 U	<b>3.8</b>		
MW-17 Screen 4	Apr/May 2011	MW-17-4	0.5 U	0.5 U	0.5 U	0.5 U	0.5 U	0.5 U	0.5 U	0.5 U	<b>3.0</b>		
MW-17 Screen 5	Oct/Nov 2010	MW-17-5	0.5 U	0.5 U	0.5 U	0.5 U	0.5 U	0.5 U	0.5 U	0.5 U	1.0 U		
MW-17 Screen 5	Apr/May 2011	MW-17-5	0.5 U	0.5 U	0.5 U	0.5 U	0.5 U	0.5 U	0.5 U	0.5 U	1.0 U		
MW-18 Screen 1	Oct/Nov 2010	MW-18-1	0.5 U	0.5 U	0.5 U	0.5 U	0.5 U	0.5 U	0.5 U	0.5 U	1.0 U		
MW-18 Screen 1	Apr/May 2011	MW-18-1	0.5 U	0.5 U	0.5 U	0.5 U	0.5 U	0.5 U	0.5 U	0.5 U	1.0 U		
MW-18 Screen 2	Jul/Aug 2010	MW-18-2	0.5 U	0.5 U	0.5 U	0.5 U	0.5 U	0.5 U	0.5 U	0.5 U	<b>2.2</b>		
MW-18 Screen 2	Oct/Nov 2010	MW-18-2	0.5 U	0.5 U	0.5 U	0.5 U	0.5 U	0.5 U	0.5 U	0.5 U	<b>1.9</b>		
MW-18 Screen 2	Feb/Mar 2011	MW-18-2	0.5 U	0.5 U	0.5 U	0.5 U	0.5 U	0.5 U	0.5 U	0.5 U	1.0 U		
MW-18 Screen 2	Apr/May 2011	MW-18-2	0.5 U	0.5 U	0.5 U	0.5 U	0.5 U	0.5 U	0.5 U	0.5 U	1.0 U		
MW-18 Screen 3	Jul/Aug 2010	MW-18-3	<b>22.0</b>	<b>1.4</b>	0.5 U	0.5 U	0.5 U	0.5 U	0.5 U	<b>2.2</b>	<b>65.1</b>		
MW-18 Screen 3	Oct/Nov 2010	MW-18-3	<b>20.0</b>	<b>1.3</b>	0.5 U	0.5 U	0.5 U	0.5 U	0.5 U	<b>2.1</b>	<b>65.2</b>		
MW-18 Screen 3	Feb/Mar 2011	MW-18-3	<b>6.6</b>	<b>0.6</b>	0.5 U	0.5 U	0.5 U	0.5 U	0.5 U	<b>1.3</b>	<b>53.5</b>		
MW-18 Screen 3	Feb/Mar 2011	DUPE-03-1Q11	<b>7.4</b>	<b>0.7</b>	0.5 U	0.5 U	0.5 U	0.5 U	0.5 U	<b>1.4</b>	<b>54.2</b>		
MW-18 Screen 3	Apr/May 2011	MW-18-3	<b>9.6</b>	<b>0.8</b>	0.5 U	0.5 U	0.5 U	0.5 U	0.5 U	<b>1.5</b>	<b>54.8</b>		
MW-18 Screen 4	Jul/Aug 2010	MW-18-4	<b>9.1</b>	<b>1.1</b>	0.5 U	0.5 U	0.5 U	0.5 U	0.5 U	<b>2.1</b>	<b>54.5</b>		
MW-18 Screen 4	Oct/Nov 2010	MW-18-4	1.0 U	1.0 U	1.0 U	1.0 U	1.0 U	1.0 U	1.0 U	1.0 U	<b>30.0</b>	<b>Methyl-tert-butyl ether (MTBE)</b>	<b>2.0</b>
												<b>Styrene</b>	<b>2.7</b>
MW-18 Screen 4	Feb/Mar 2011	MW-18-4	<b>12.0</b>	<b>1.5</b>	<b>0.6</b>	0.5 U	0.5 U	0.5 U	0.5 U	<b>2.4</b>	<b>46.8</b>		
MW-18 Screen 4	Apr/May 2011	MW-18-4	<b>3.3</b>	<b>0.6</b>	0.5 U	0.5 U	0.5 U	0.5 U	0.5 U	<b>1.4</b>	<b>38.3</b>		
MW-18 Screen 5	Jul/Aug 2010	MW-18-5	0.5 U	0.5 U	0.5 U	0.5 U	0.5 U	0.5 U	0.5 U	0.5 U	1.0 U		
MW-18 Screen 5	Oct/Nov 2010	MW-18-5	0.5 U	0.5 U	0.5 U	0.5 U	0.5 U	0.5 U	0.5 U	0.5 U	1.0 U		
MW-18 Screen 5	Feb/Mar 2011	MW-18-5	0.5 U	0.5 U	0.5 U	0.5 U	0.5 U	0.5 U	0.5 U	0.5 U	1.0 U		
MW-18 Screen 5	Apr/May 2011	MW-18-5	0.5 U	0.5 U	0.5 U	0.5 U	0.5 U	0.5 U	0.5 U	0.5 U	1.0 U		
MW-19 Screen 1	Jul/Aug 2010	MW-19-1	0.5 U	<b>1.1</b>	0.5 U	0.5 U	0.5 U	0.5 U	0.5 U	0.5 U	<b>9.9</b>		
MW-19 Screen 1	Oct/Nov 2010	MW-19-1	0.5 U	0.5 U	0.5 U	0.5 U	0.5 U	0.5 U	0.5 U	0.5 U	<b>9.0 J</b>		
MW-19 Screen 1	Feb/Mar 2011	MW-19-1	0.5 U	0.5 U	0.5 U	0.5 U	0.5 U	0.5 U	0.5 U	0.5 U	<b>7.4</b>		
MW-19 Screen 1	Apr/May 2011	MW-19-1	0.5 U	0.5 U	0.5 U	0.5 U	0.5 U	0.5 U	0.5 U	0.5 U	<b>4.6</b>		
MW-19 Screen 2	Jul/Aug 2010	MW-19-2	0.5 U	<b>1.9</b>	<b>0.7</b>	0.5 U	0.5 U	0.5 U	0.5 U	<b>0.6</b>	<b>6.0</b>		
MW-19 Screen 2	Oct/Nov 2010	MW-19-2	0.5 U	<b>1.6</b>	<b>0.5</b>	0.5 U	0.5 U	0.5 U	0.5 U	0.5 U	<b>6.0 J</b>		
MW-19 Screen 2	Feb/Mar 2011	MW-19-2	0.5 U	<b>2.1</b>	<b>0.8</b>	0.5 U	0.5 U	0.5 U	0.5 U	0.5 U	<b>6.0</b>		

Sample Location	Sampling Event	Sample Number	Carbon tetrachloride	TCE	PCE	1,1-DCA	1,2-DCA	1,1-DCE	Freon 113	Chloroform	Perchlorate	Other Volatile Organic Compounds and 1,4-Dioxane, NDMA, NDPA, 1,2,3-TCP
MW-19 Screen 2	Apr/May 2011	MW-19-2	0.5 U	1.2	0.5 U	0.5 U	0.5 U	0.5 U	0.5 U	0.5 U	5.1	
MW-19 Screen 3	Jul/Aug 2010	MW-19-3	0.5 U	0.5 U	0.5 U	0.5 U	0.5 U	0.5 U	0.5 U	0.5 U	3.4	
MW-19 Screen 3	Oct/Nov 2010	MW-19-3	0.5 U	0.5 U	0.5 U	0.5 U	0.5 U	0.5 U	0.5 U	0.5 U	3.6 J	
MW-19 Screen 3	Feb/Mar 2011	MW-19-3	0.5 U	0.5 U	0.6	0.5 U	0.5 U	0.5 U	0.5 U	0.5 U	3.9	
MW-19 Screen 3	Apr/May 2011	MW-19-3	0.5 U	0.5 U	0.5 U	0.5 U	0.5 U	0.5 U	0.5 U	0.5 U	3.1	
MW-19 Screen 3	Apr/May 2011	DUPE-3-2Q11	0.5 U	0.5 U	0.5 U	0.5 U	0.5 U	0.5 U	0.5 U	0.5 U	2.8	
MW-19 Screen 4	Jul/Aug 2010	MW-19-4	0.5 U	0.5 U	0.5 U	0.5 U	0.5 U	0.5 U	0.5 U	0.5 U	3.0	
MW-19 Screen 4	Oct/Nov 2010	MW-19-4	0.5 U	0.5 U	0.5 U	0.5 U	0.5 U	0.5 U	0.5 U	0.5 U	3.2 J	
MW-19 Screen 4	Feb/Mar 2011	MW-19-4	0.5 U	0.5 U	0.5 U	0.5 U	0.5 U	0.5 U	0.5 U	0.5 U	3.2	
MW-19 Screen 4	Apr/May 2011	MW-19-4	0.5 U	0.5 U	0.5 U	0.5 U	0.5 U	0.5 U	0.5 U	0.5 U	2.2	
MW-19 Screen 5	Jul/Aug 2010	MW-19-5	0.5 U	0.5 U	1.6	0.5 U	0.5 U	0.5 U	0.5 U	0.5 U	3.3	
MW-19 Screen 5	Oct/Nov 2010	MW-19-5	0.5 U	0.5 U	1.2	0.5 U	0.5 U	0.5 U	0.5 U	0.5 U	3.3 J	
MW-19 Screen 5	Feb/Mar 2011	MW-19-5	0.5 U	0.5 U	1.1	0.5 U	0.5 U	0.5 U	0.5 U	0.5 U	2.9	
MW-19 Screen 5	Apr/May 2011	MW-19-5	0.5 U	0.5 U	0.6	0.5 U	0.5 U	0.5 U	0.5 U	0.5 U	2.2	
MW-20 Screen 1	Jul/Aug 2010	MW-20-1	0.5 U	0.5 U	0.5 U	0.5 U	0.5 U	0.5 U	0.5 U	0.5 U	1.0 U	
MW-20 Screen 1	Oct/Nov 2010	MW-20-1	0.5 U	0.5 U	0.5 U	0.5 U	0.5 U	0.5 U	0.5 U	0.5 U	1.0 U	
MW-20 Screen 1	Feb/Mar 2011	MW-20-1	0.5 U	0.5 U	0.5 U	0.5 U	0.5 U	0.5 U	0.5 U	0.5 U	1.0 U	
MW-20 Screen 1	Apr/May 2011	MW-20-1	0.5 U	0.5 U	0.5 U	0.5 U	0.5 U	0.5 U	0.5 U	0.5 U	1.0 U	
MW-20 Screen 2	Jul/Aug 2010	MW-20-2	0.5 U	0.5 U	0.5 U	0.5 U	0.5 U	0.5 U	0.5 U	0.5 U	2.5	
MW-20 Screen 2	Oct/Nov 2010	MW-20-2	0.5 U	0.5 U	0.5 U	0.5 U	0.5 U	0.5 U	0.5 U	0.5 U	2.7 J	
MW-20 Screen 2	Feb/Mar 2011	MW-20-2	0.5 U	0.9	0.5 U	0.5 U	0.5 U	0.5 U	0.5 U	0.5 U	3.8	
MW-20 Screen 2	Apr/May 2011	MW-20-2	0.5 U	0.5 U	0.5 U	0.5 U	0.5 U	0.5 U	0.5 U	0.5 U	2.8	
MW-20 Screen 3	Jul/Aug 2010	MW-20-3	0.5 U	0.5 U	0.5 U	0.5 U	0.5 U	0.5 U	0.5 U	0.5 U	1.0 U	
MW-20 Screen 3	Jul/Aug 2010	DUPE-2-3Q10	0.5 U	0.5 U	0.5 U	0.5 U	0.5 U	0.5 U	0.5 U	0.5 U	1.0 U	
MW-20 Screen 3	Oct/Nov 2010	MW-20-3	0.5 U	0.5	0.5 U	0.5 U	0.5 U	0.5 U	0.5 U	0.5 U	1.0 U	
MW-20 Screen 3	Feb/Mar 2011	MW-20-3	0.5 U	0.6	0.5 U	0.5 U	0.5 U	0.5 U	0.5 U	0.5 U	1.0 U	
MW-20 Screen 3	Apr/May 2011	MW-20-3	0.5 U	0.6	0.5 U	0.5 U	0.5 U	0.5 U	0.5 U	0.5 U	1.0 U	
MW-20 Screen 4	Jul/Aug 2010	MW-20-4	0.5 U	0.5 U	0.5 U	0.5 U	0.5 U	0.5 U	0.5 U	0.5 U	1.0 U	
MW-20 Screen 4	Oct/Nov 2010	MW-20-4	0.5 U	0.5 U	0.5 U	0.5 U	0.5 U	0.5 U	0.5 U	0.5 U	1.0 U	
MW-20 Screen 4	Feb/Mar 2011	MW-20-4	0.5 U	0.5 U	0.5 U	0.5 U	0.5 U	0.5 U	0.5 U	0.5 U	1.0 U	
MW-20 Screen 4	Apr/May 2011	MW-20-4	0.5 U	0.5 U	0.5 U	0.5 U	0.5 U	0.5 U	0.5 U	0.5 U	15.1	
MW-20 Screen 4	Apr/May 2011	DUPE-2-2Q11	0.5 U	0.5 U	0.5 U	0.5 U	0.5 U	0.5 U	0.5 U	0.5 U	15.8	
MW-20 Screen 5	Jul/Aug 2010	MW-20-5	0.5 U	0.5 U	0.5 U	0.5 U	0.5 U	0.5 U	0.5 U	0.5 U	1.0 U	
MW-20 Screen 5	Oct/Nov 2010	MW-20-5	0.5 U	0.5 U	0.5 U	0.5 U	0.5 U	0.5 U	0.5 U	0.5 U	1.0 U	Styrene
MW-20 Screen 5	Feb/Mar 2011	MW-20-5	0.5 U	0.5 U	0.5 U	0.5 U	0.5 U	0.5 U	0.5 U	0.5 U	1.0 U	0.8
MW-20 Screen 5	Apr/May 2011	MW-20-5	0.5 U	0.5 U	0.5 U	0.5 U	0.5 U	0.5 U	0.5 U	0.5 U	4.2	
MW-21 Screen 1	Jul/Aug 2010	MW-21-1	0.5 U	0.5 U	0.5 U	0.5 U	0.5 U	0.5 U	0.5 U	1.2	3.3	
MW-21 Screen 1	Oct/Nov 2010	MW-21-1	0.5 U	0.5 U	0.5 U	0.5 U	0.5 U	0.5 U	0.5 U	1.3	2.4	
MW-21 Screen 1	Feb/Mar 2011	MW-21-1	0.5 U	0.5 U	0.5 U	0.5 U	0.5 U	0.5 U	0.5 U	1.3	2.9	
MW-21 Screen 1	Apr/May 2011	MW-21-1	0.5 U	0.5 U	0.5 U	0.5 U	0.5 U	0.5 U	0.5 U	0.9	2.6	

Sample Location	Sampling Event	Sample Number	Carbon tetrachloride	TCE	PCE	1,1-DCA	1,2-DCA	1,1-DCE	Freon 113	Chloroform	Perchlorate	Other Volatile Organic Compounds and 1,4-Dioxane, NDMA, NDPA, 1,2,3-TCP	
MW-21 Screen 2	Jul/Aug 2010	MW-21-2	0.5 U	0.5 U	6.9	0.5 U	0.5 U	0.5 U	0.5 U	3.5	2.6	cis-1,2-Dichloroethene	0.7
MW-21 Screen 2	Oct/Nov 2010	MW-21-2	0.5 U	0.5 U	4.0	0.5 U	0.5 U	0.5 U	0.5 U	4.0	2.5	cis-1,2-Dichloroethene	0.8
MW-21 Screen 2	Oct/Nov 2010	DUPE-01-4Q10	0.5 U	0.5 U	4.6	0.5 U	0.5 U	0.5 U	0.5 U	4.0	2.6	cis-1,2-Dichloroethene	0.8
MW-21 Screen 2	Feb/Mar 2011	MW-21-2	0.5 U	0.5 U	8.5	0.5 U	0.5 U	0.5 U	0.5 U	4.9	1.9	cis-1,2-Dichloroethene	0.6
MW-21 Screen 2	Apr/May 2011	MW-21-2	0.5 U	0.5 U	3.5	0.5 U	0.5 U	0.5 U	0.5 U	2.0	1.9		
MW-21 Screen 3	Jul/Aug 2010	MW-21-3	0.5 U	0.6	2.1	0.5 U	0.5 U	0.5 U	0.5 U	2.2	3.5		
MW-21 Screen 3	Oct/Nov 2010	MW-21-3	0.5 U	1.4	6.2	0.5 U	0.5 U	0.5 U	0.5 U	4.7	2.9	cis-1,2-Dichloroethene	0.9
MW-21 Screen 3	Feb/Mar 2011	MW-21-3	0.5 U	1.2	5.5	0.5 U	0.5 U	0.5 U	0.5 U	4.5	1.0 U	cis-1,2-Dichloroethene	0.8
MW-21 Screen 3	Apr/May 2011	MW-21-3	0.5 U	1.0	3.5	0.5 U	0.5 U	0.5 U	0.5 U	4.5	2.5	cis-1,2-Dichloroethene	0.6
MW-21 Screen 4	Jul/Aug 2010	MW-21-4	0.5 U	0.5 U	1.7	0.5 U	0.5 U	0.5 U	0.5 U	6.8	2.7		
MW-21 Screen 4	Oct/Nov 2010	MW-21-4	0.5 U	0.5 U	1.9	0.5 U	0.5 U	0.5 U	0.5 U	6.9	3.0		
MW-21 Screen 4	Feb/Mar 2011	MW-21-4	0.5 U	0.5 U	1.3	0.5 U	0.5 U	0.5 U	0.5 U	5.8	2.4		
MW-21 Screen 4	Feb/Mar 2011	DUPE-01-1Q11	0.5 U	0.5 U	1.1	0.5 U	0.5 U	0.5 U	0.5 U	4.9	2.6		
MW-21 Screen 4	Apr/May 2011	MW-21-4	0.5 U	0.5 U	1.2	0.5 U	0.5 U	0.5 U	0.5 U	6.1	2.1		
MW-21 Screen 5	Jul/Aug 2010	MW-21-5	0.5 U	0.5 U	1.7	0.5 U	0.5 U	0.5 U	0.5 U	3.7	3.6		
MW-21 Screen 5	Oct/Nov 2010	MW-21-5	0.5 U	0.5 U	1.5	0.5 U	0.5 U	0.5 U	0.5 U	3.7	4.3		
MW-21 Screen 5	Feb/Mar 2011	MW-21-5	0.5 U	0.5 U	1.8	0.5 U	0.5 U	0.5 U	0.5 U	4.3	3.0		
MW-21 Screen 5	Apr/May 2011	MW-21-5	0.5 U	0.5 U	1.4	0.5 U	0.5 U	0.5 U	0.5 U	3.9	2.4		
MW-22 Screen 1	Jul/Aug 2010	MW-22-1	0.5 U	0.5 U	2.2	0.5 U	0.5 U	0.5 U	0.5 U	0.5 U	2.7		
MW-22 Screen 1	Oct/Nov 2010	MW-22-1	0.5 U	0.5 U	2.0	0.5	0.5 U	0.5 U	0.5 U	0.5 U	2.3		
MW-22 Screen 1	Feb/Mar 2011	MW-22-1	0.5 U	0.5 U	1.0	0.5 U	0.5 U	0.5 U	0.5 U	0.8	22.9		
MW-22 Screen 1	Apr/May 2011	MW-22-1	0.5 U	0.5 U	0.5 U	0.5 U	0.5 U	0.5 U	0.5 U	2.7	40.1	Bromodichloromethane Dibromochloromethane	2.3 0.9
MW-22 Screen 2	Jul/Aug 2010	MW-22-2	0.5 U	0.5 U	0.5 U	0.5 U	0.5 U	0.5 U	0.5 U	0.5 U	2.4		
MW-22 Screen 2	Jul/Aug 2010	DUPE-4-3Q10	0.5 U	0.5 U	0.5 U	0.5 U	0.5 U	0.5 U	0.5 U	0.5 U	2.3		
MW-22 Screen 2	Oct/Nov 2010	MW-22-2	0.5 U	0.5 U	0.5 U	0.5 U	0.5 U	0.5 U	0.5 U	0.5 U	2.5		
MW-22 Screen 2	Oct/Nov 2010	DUPE-03-4Q10	0.5 U	0.5 U	0.5 U	0.5 U	0.5 U	0.5 U	0.5 U	0.5 U	2.6		
MW-22 Screen 2	Feb/Mar 2011	MW-22-2	0.5 U	0.5 U	0.5 U	0.5 U	0.5 U	0.5 U	0.5 U	0.5 U	2.4		
MW-22 Screen 2	Apr/May 2011	MW-22-2	0.5 U	0.5 U	0.5 U	0.5 U	0.5 U	0.5 U	0.5 U	0.5 U	2.1		
MW-22 Screen 3	Jul/Aug 2010	MW-22-3	0.5 U	0.5 U	0.5 U	0.5 U	0.5 U	0.5 U	0.5 U	0.5 U	2.6		
MW-22 Screen 3	Oct/Nov 2010	MW-22-3	0.5 U	0.5 U	0.5 U	0.5 U	0.5 U	0.5 U	0.5 U	0.5 U	2.0		
MW-22 Screen 3	Feb/Mar 2011	MW-22-3	0.5 U	0.5 U	0.5 U	0.5 U	0.5 U	0.5 U	0.5 U	0.5 U	1.9		
MW-22 Screen 3	Apr/May 2011	MW-22-3	0.5 U	0.5 U	0.5 U	0.5 U	0.5 U	0.5 U	0.5 U	0.5 U	1.8		
MW-22 Screen 4	Oct/Nov 2010	MW-22-4	0.5 U	0.5 U	0.5 U	0.5 U	0.5 U	0.5 U	0.5 U	0.5 U	1.0 U		
MW-22 Screen 4	Apr/May 2011	MW-22-4	0.5 U	0.5 U	0.5 U	0.5 U	0.5 U	0.5 U	0.5 U	0.5 U	1.0 U		
MW-22 Screen 5	Oct/Nov 2010	MW-22-5	0.5 U	0.5 U	0.5 U	0.5 U	0.5 U	0.5 U	0.5 U	0.5 U	1.0 U		
MW-22 Screen 5	Apr/May 2011	MW-22-5	0.5 U	0.5 U	0.5 U	0.5 U	0.5 U	0.5 U	0.5 U	0.5 U	12.4		
MW-23 Screen 1	Jul/Aug 2010	MW-23-1	0.5 U	0.5 U	0.5	0.5 U	0.5 U	0.5 U	0.5 U	0.5 U	28.3		
MW-23 Screen 1	Oct/Nov 2010	MW-23-1	0.5 U	0.5 U	0.5 U	0.5 U	0.5 U	0.5 U	0.5 U	0.5 U	30.4 J		
MW-23 Screen 1	Oct/Nov 2010	DUPE-07-4Q10	0.5 U	0.5 U	0.6	0.5 U	0.5 U	0.5 U	0.5 U	0.5 U	29.9 J		



Sample Location	Sampling Event	Sample Number	Carbon tetrachloride	TCE	PCE	1,1-DCA	1,2-DCA	1,1-DCE	Freon 113	Chloroform	Perchlorate	Other Volatile Organic Compounds and 1,4-Dioxane, NDMA, NDPA, 1,2,3-TCP
MW-23 Screen 1	Feb/Mar 2011	MW-23-1	0.5 U	0.9	0.5 U	0.5 U	0.5 U	0.5 U	0.5 U	1.3	302.0	
MW-23 Screen 1	Apr/May 2011	MW-23-1	0.5 U	0.5 U	0.5 U	0.5 U	0.5 U	0.5 U	0.5 U	0.5 U	97.8	
MW-23 Screen 2	Jul/Aug 2010	MW-23-2	0.5 U	1.4	0.5	0.5 U	0.5 U	0.5 U	0.5 U	0.6	4.9	
MW-23 Screen 2	Oct/Nov 2010	MW-23-2	0.5 U	1.4	0.6	0.5 U	0.5 U	0.5 U	0.5 U	0.6	4.4 J	
MW-23 Screen 2	Feb/Mar 2011	MW-23-2	0.5 U	1.5	0.6	0.5 U	0.5 U	0.5 U	0.5 U	0.6	3.4	
MW-23 Screen 2	Apr/May 2011	MW-23-2	0.5 U	1.1	0.5 U	0.5 U	0.5 U	0.5 U	0.5 U	0.5 U	3.5	
MW-23 Screen 3	Jul/Aug 2010	MW-23-3	0.5 U	0.5 U	0.5 U	0.5 U	0.5 U	0.5 U	0.5 U	0.5 U	1.7	
MW-23 Screen 3	Oct/Nov 2010	MW-23-3	0.5 U	0.5 U	0.5 U	0.5 U	0.5 U	0.5 U	0.5 U	0.5 U	2.2 J	
MW-23 Screen 3	Feb/Mar 2011	MW-23-3	0.5 U	0.5 U	0.5 U	0.5 U	0.5 U	0.5 U	0.5 U	0.5 U	1.2	
MW-23 Screen 3	Apr/May 2011	MW-23-3	0.5 U	0.5 U	0.5 U	0.5 U	0.5 U	0.5 U	0.5 U	0.5 U	1.5	
MW-23 Screen 4	Oct/Nov 2010	MW-23-4	0.5 U	0.5 U	0.5 U	0.5 U	0.5 U	0.5 U	0.5 U	0.5 U	1.0 U	
MW-23 Screen 4	Apr/May 2011	MW-23-4	0.5 U	0.5 U	0.5 U	0.5 U	0.5 U	0.5 U	0.5 U	0.5 U	1.0 U	
MW-23 Screen 5	Oct/Nov 2010	MW-23-5	0.5 U	0.5 U	0.5 U	0.5 U	0.5 U	0.5 U	0.5 U	0.5 U	1.0 U	
MW-23 Screen 5	Apr/May 2011	MW-23-5	0.5 U	0.5 U	0.5 U	0.5 U	0.5 U	0.5 U	0.5 U	0.5 U	1.0 U	
MW-24 Screen 1	Jul/Aug 2010	MW-24-1	0.5 U	0.5 U	0.5 U	0.5 U	0.5 U	0.5 U	0.5 U	5.4	5.8	
MW-24 Screen 1	Oct/Nov 2010	MW-24-1	0.5 U	0.5 U	0.5 U	0.5 U	0.5 U	0.5 U	0.5 U	2.3	9.2	
MW-24 Screen 1	Feb/Mar 2011	MW-24-1	0.5 U	0.5 U	0.5 U	0.5 U	0.5 U	0.5 U	0.5 U	5.4	14.3	
MW-24 Screen 1	Apr/May 2011	MW-24-1	0.5 U	0.5 U	0.5 U	0.5 U	0.5 U	0.5 U	0.5 U	9.1	10.4	1,4-Dioxane NDMA 1.1 0.0 J
MW-24 Screen 2	Jul/Aug 2010	MW-24-2	0.5 U	0.5 U	0.5 U	0.5 U	0.5 U	0.5 U	0.5 U	0.5 U	11.1	
MW-24 Screen 2	Jul/Aug 2010	DUPE-7-3Q10	0.5 U	0.5 U	0.5 U	0.5 U	0.5 U	0.5 U	0.5 U	0.5 U	10.5	
MW-24 Screen 2	Oct/Nov 2010	MW-24-2	0.5 U	0.5 U	0.5 U	0.5 U	0.5 U	0.5 U	0.5 U	0.5 U	11.1	
MW-24 Screen 2	Feb/Mar 2011	MW-24-2	0.5 U	0.5 U	0.5 U	0.5 U	0.5 U	0.5 U	0.5 U	0.5 U	14.0	
MW-24 Screen 2	Apr/May 2011	MW-24-2	0.5 U	0.5 U	0.5 U	0.5 U	0.5 U	0.5 U	0.5 U	0.5 U	17.2	
MW-24 Screen 2	Apr/May 2011	DUPE-1-2Q11	0.5 U	0.5 U	0.5 U	0.5 U	0.5 U	0.5 U	0.5 U	0.5 U	17.5	
MW-24 Screen 3	Jul/Aug 2010	MW-24-3	0.5 U	0.5 U	0.5 U	0.5 U	0.5 U	0.5 U	0.5 U	0.5 U	1.0 U	
MW-24 Screen 3	Oct/Nov 2010	MW-24-3	0.5 U	0.5 U	0.5 U	0.5 U	0.5 U	0.5 U	0.5 U	0.5 U	1.0 U	
MW-24 Screen 3	Feb/Mar 2011	MW-24-3	0.5 U	0.5 U	0.5 U	0.5 U	0.5 U	0.5 U	0.5 U	0.5 U	1.0 U	
MW-24 Screen 3	Apr/May 2011	MW-24-3	0.5 U	0.5 U	0.5 U	0.5 U	0.5 U	0.5 U	0.5 U	0.5 U	1.0 U	
MW-24 Screen 4	Oct/Nov 2010	MW-24-4	0.5 U	0.5 U	0.5 U	0.5 U	0.5 U	0.5 U	0.5 U	0.5 U	1.0 U	
MW-24 Screen 4	Oct/Nov 2010	DUPE-06-4Q10	0.5 U	0.5 U	0.5 U	0.5 U	0.5 U	0.5 U	0.5 U	0.5 U	1.0 U	
MW-24 Screen 4	Apr/May 2011	MW-24-4	0.5 U	0.5 U	0.5 U	0.5 U	0.5 U	0.5 U	0.5 U	0.5 U	1.0 U	
MW-24 Screen 5	Oct/Nov 2010	MW-24-5	0.5 U	0.5 U	0.5 U	0.5 U	0.5 U	0.5 U	0.5 U	0.5 U	1.0 U	
MW-24 Screen 5	Apr/May 2011	MW-24-5	0.5 U	0.5 U	0.5 U	0.5 U	0.5 U	0.5 U	0.5 U	0.5 U	1.0 U	
MW-25 Screen 1	Jul/Aug 2010	MW-25-1	0.5 U	3.6	0.5 U	0.5 U	0.5 U	0.5 U	0.5 U	0.7	10.6	
MW-25 Screen 1	Oct/Nov 2010	MW-25-1	0.5 U	2.9	0.5 U	0.5 U	0.5 U	0.5 U	0.5 U	0.5 U	10.5	
MW-25 Screen 1	Feb/Mar 2011	MW-25-1	0.5 U	5.4	0.5 U	0.5 U	0.5 U	0.5 U	0.5 U	0.5	9.7	
MW-25 Screen 1	Apr/May 2011	MW-25-1	0.5 U	3.5	0.5 U	0.5 U	0.5 U	0.5 U	0.5 U	0.5 U	9.2	
MW-25 Screen 2	Jul/Aug 2010	MW-25-2	0.5 U	0.5 U	0.5 U	0.5 U	0.5 U	0.5 U	0.5 U	0.5 U	14.1	
MW-25 Screen 2	Oct/Nov 2010	MW-25-2	0.5 U	0.5 U	0.5 U	0.5 U	0.5 U	0.5 U	0.5 U	0.5 U	14.5	

Sample Location	Sampling Event	Sample Number	Carbon tetrachloride	TCE	PCE	1,1-DCA	1,2-DCA	1,1-DCE	Freon 113	Chloroform	Perchlorate	Other Volatile Organic Compounds and 1,4-Dioxane, NDMA, NDPA, 1,2,3-TCP
MW-25 Screen 2	Feb/Mar 2011	MW-25-2	0.5 U	0.5 U	0.5 U	0.5 U	0.5 U	0.5 U	0.5 U	0.5 U	14.0	
MW-25 Screen 2	Apr/May 2011	MW-25-2	0.5 U	0.5 U	0.5 U	0.5 U	0.5 U	0.5 U	0.5 U	0.5 U	13.3	
MW-25 Screen 2	Apr/May 2011	DUPE-4-2Q11	0.5 U	0.5 U	0.5 U	0.5 U	0.5 U	0.5 U	0.5 U	0.5 U	13.1	
MW-25 Screen 3	Jul/Aug 2010	MW-25-3	0.5 U	0.5 U	0.5	0.5 U	0.5 U	0.5 U	0.5 U	0.5	10.5	
MW-25 Screen 3	Oct/Nov 2010	MW-25-3	0.5 U	0.5 U	0.5 U	0.5 U	0.5 U	0.5 U	0.5 U	0.5 U	10.0	
MW-25 Screen 3	Feb/Mar 2011	MW-25-3	0.5 U	0.5 U	0.5 U	0.5 U	0.5 U	0.5 U	0.5 U	0.7	9.8	
MW-25 Screen 3	Apr/May 2011	MW-25-3	0.5 U	0.5 U	0.5 U	0.5 U	0.5 U	0.5 U	0.5 U	0.8	8.5	
MW-25 Screen 4	Jul/Aug 2010	MW-25-4	0.5 U	0.5 U	0.5 U	0.5 U	0.5 U	0.5 U	0.5 U	0.5 U	8.0	
MW-25 Screen 4	Oct/Nov 2010	MW-25-4	0.5 U	0.5 U	0.5 U	0.5 U	0.5 U	0.5 U	0.5 U	0.5 U	8.3	
MW-25 Screen 4	Feb/Mar 2011	MW-25-4	0.5 U	0.5 U	0.5 U	0.5 U	0.5 U	0.5 U	0.5 U	0.5 U	8.3	
MW-25 Screen 4	Apr/May 2011	MW-25-4	0.5 U	0.5 U	0.5 U	0.5 U	0.5 U	0.5 U	0.5 U	0.5 U	7.3	
MW-25 Screen 5	Jul/Aug 2010	MW-25-5	0.5 U	0.5 U	0.5 U	0.5 U	0.5 U	0.5 U	0.5 U	0.5 U	1.0 U	
MW-25 Screen 5	Oct/Nov 2010	MW-25-5	0.5 U	0.5 U	0.5 U	0.5 U	0.5 U	0.5 U	0.5 U	0.5 U	1.0 U	
MW-25 Screen 5	Feb/Mar 2011	MW-25-5	0.5 U	0.5 U	0.5 U	0.5 U	0.5 U	0.5 U	0.5 U	0.5 U	1.0 U	
MW-25 Screen 5	Apr/May 2011	MW-25-5	0.5 U	0.5 U	0.5 U	0.5 U	0.5 U	0.5 U	0.5 U	0.5 U	39.2	
MW-26 Screen 1	Jul/Aug 2010	MW-26-1	0.5 U	0.5 U	0.7	0.5 U	0.5 U	0.5 U	0.5 U	0.5 U	3.0	
MW-26 Screen 1	Oct/Nov 2010	MW-26-1	0.5 U	0.5 U	0.5 U	0.5 U	0.5 U	0.5 U	0.5 U	0.5 U	3.0	
MW-26 Screen 1	Oct/Nov 2010	DUPE-08-4Q10	0.5 U	0.5 U	0.8	0.5 U	0.5 U	0.5 U	0.5 U	0.5 U	2.5	
MW-26 Screen 1	Feb/Mar 2011	MW-26-1	0.5 U	0.6	2.3	0.5 U	0.5 U	0.5 U	0.5 U	0.5 U	3.3	
MW-26 Screen 1	Apr/May 2011	MW-26-1	0.5 U	0.5 U	0.9	0.5 U	0.5 U	0.5 U	0.5 U	0.5 U	3.0	
MW-26 Screen 2	Jul/Aug 2010	MW-26-2	0.5 U	0.5 U	0.5 U	0.5 U	0.5 U	0.5 U	0.5 U	0.5 U	1.0 U	
MW-26 Screen 2	Oct/Nov 2010	MW-26-2	0.5 U	0.5 U	0.5 U	0.5 U	0.5 U	0.5 U	0.5 U	0.5 U	1.0 U	
MW-26 Screen 2	Feb/Mar 2011	MW-26-2	0.5 U	0.5 U	0.5 U	0.5 U	0.5 U	0.5 U	0.5 U	0.5 U	1.0 U	
MW-26 Screen 2	Apr/May 2011	MW-26-2	0.5 U	0.5 U	0.5 U	0.5 U	0.5 U	0.5 U	0.5 U	0.5 U	1.0 U	
California Maximum Contaminant Level (MCL)			0.5	5	5	5	0.5	6	1200	100	6.0 *	
EPA Region IX Maximum Contaminant Level			5	5	5	NE	5	7	NE	100	NE	

**Notes**

- DUPE Field Duplicate
- NA Not analyzed
- NE Not established
- \* Interim Action Level - California Department of Public Health
- J Analyte concentration is an estimated value
- U Analyte was analyzed for but not detected at or above the stated limit

**TABLE 2**  
**SUMMARY OF METALS DETECTED**  
**DURING THE LAST FOUR SAMPLING EVENTS OF THE LONG-TERM QUARTERLY**  
**GROUNDWATER SAMPLING PROGRAM**

(All concentrations reported in µg/L; except for Hexavalent Chromium, which is reported in mg/L.)

(Shaded values exceed State or Federal MCLs or action levels.)

Sample Location	Sampling Event	Sample Number	Arsenic (µg/L)	Lead (µg/L)	Chromium, Total (µg/L)	Chromium, Hexavalent (mg/L)
MW-1	Oct/Nov 2010	MW-1	NA	NA	5.0 U	0.010 U
MW-1	Apr/May 2011	MW-1	2.0 U	5.000 U	5.0 U	0.010 U
MW-1	Apr/May 2011	DUPE-5-2Q11	2.0 U	5.000 U	5.0 U	0.010 U
MW-3 Screen 1	Oct/Nov 2010	MW-3-1	NA	NA	5.0 U	0.010 U
MW-3 Screen 1	Oct/Nov 2010	DUPE-04-4Q10	NA	NA	5.0 U	0.010 U
MW-3 Screen 1	Apr/May 2011	MW-3-1	2.0 U	5.000 U	5.0 U	0.010 U
MW-3 Screen 2	Jul/Aug 2010	MW-3-2	NA	NA	5.0 U	0.010 U
MW-3 Screen 2	Oct/Nov 2010	MW-3-2	NA	NA	5.0 U	0.010 U
MW-3 Screen 2	Feb/Mar 2011	MW-3-2	NA	NA	<b>5.6</b>	0.010 U
MW-3 Screen 2	Apr/May 2011	MW-3-2	2.0 U	5.000 U	5.0 U	0.010 U
MW-3 Screen 3	Jul/Aug 2010	MW-3-3	NA	NA	5.0 U	0.010 U
MW-3 Screen 3	Oct/Nov 2010	MW-3-3	NA	NA	5.0 U	0.010 U
MW-3 Screen 3	Feb/Mar 2011	MW-3-3	NA	NA	5.0 U	0.010 U
MW-3 Screen 3	Apr/May 2011	MW-3-3	2.0 U	5.000 U	5.0 U	0.010 U
MW-3 Screen 4	Jul/Aug 2010	MW-3-4	NA	NA	5.0 U	0.010 U
MW-3 Screen 4	Oct/Nov 2010	MW-3-4	NA	NA	5.0 U	0.010 U
MW-3 Screen 4	Feb/Mar 2011	MW-3-4	NA	NA	5.0 U	0.010 U
MW-3 Screen 4	Apr/May 2011	MW-3-4	<b>2.6</b>	5.000 U	5.0 U	0.010 U
MW-3 Screen 5	Oct/Nov 2010	MW-3-5	NA	NA	5.0 U	0.010 U
MW-3 Screen 5	Apr/May 2011	MW-3-5	2.0 U	5.000 U	5.0 U	0.010 U
MW-4 Screen 1	Jul/Aug 2010	MW-4-1	NA	NA	5.0 U	0.010 U
MW-4 Screen 1	Jul/Aug 2010	DUPE-3-3Q10	NA	NA	5.0 U	0.010 U
MW-4 Screen 1	Oct/Nov 2010	MW-4-1	NA	NA	5.0 U	0.010 U
MW-4 Screen 1	Feb/Mar 2011	MW-4-1	NA	NA	5.0 U	0.010 U
MW-4 Screen 1	Apr/May 2011	MW-4-1	2.0 U	5.000 U	5.0 U	0.010 U
MW-4 Screen 2	Jul/Aug 2010	MW-4-2	NA	NA	5.0 U	0.010 U
MW-4 Screen 2	Oct/Nov 2010	MW-4-2	NA	NA	5.0 U	0.010 U
MW-4 Screen 2	Feb/Mar 2011	MW-4-2	NA	NA	<b>6.7</b>	0.010 U
MW-4 Screen 2	Feb/Mar 2011	DUPE-04-1Q11	NA	NA	5.0 U	0.010 U
MW-4 Screen 2	Apr/May 2011	MW-4-2	2.0 U	5.000 U	5.0 U	0.010 U
MW-4 Screen 3	Jul/Aug 2010	MW-4-3	NA	NA	5.0 U	0.010 U
MW-4 Screen 3	Oct/Nov 2010	MW-4-3	NA	NA	5.0 U	0.010 U
MW-4 Screen 3	Feb/Mar 2011	MW-4-3	NA	NA	5.0 U	0.010 U
MW-4 Screen 3	Apr/May 2011	MW-4-3	2.0 U	5.000 U	5.0 U	0.010 U
MW-4 Screen 4	Oct/Nov 2010	MW-4-4	NA	NA	5.0 U	0.010 U

Sample Location	Sampling Event	Sample Number	Arsenic (µg/L)	Lead (µg/L)	Chromium, Total (µg/L)	Chromium, Hexavalent (mg/L)
MW-4 Screen 4	Apr/May 2011	MW-4-4	2.0 U	5.000 U	5.0 U	0.010 U
MW-4 Screen 5	Oct/Nov 2010	MW-4-5	NA	NA	5.0 U	0.010 U
MW-4 Screen 5	Apr/May 2011	MW-4-5	2.0 U	5.000 U	5.0 U	0.010 U
MW-5	Jul/Aug 2010	MW-5	NA	NA	5.0 U	0.010 U
MW-5	Oct/Nov 2010	MW-5	NA	NA	5.0 U	0.010 U
MW-5	Feb/Mar 2011	MW-5	NA	NA	5.0 U	0.010 U
MW-5	Apr/May 2011	MW-5	2.0 U	5.000 U	5.0 U	0.010 U
MW-5	Apr/May 2011	DUPE-6-2Q11	2.0 U	5.000 U	5.0 U	0.010 U
MW-6	Jul/Aug 2010	MW-6	NA	NA	5.0 U	0.010 U
MW-6	Oct/Nov 2010	MW-6	NA	NA	5.0 U	0.010 U
MW-6	Feb/Mar 2011	MW-6	NA	NA	5.0 U	0.010 U
MW-6	Apr/May 2011	MW-6	2.0 U	5.000 U	5.0 U	0.010 U
MW-6	Apr/May 2011	DUPE-7-2Q11	2.0 U	5.000 U	5.0 U	0.010 U
MW-7	Jul/Aug 2010	MW-7	NA	NA	<b>6.0</b>	<b>0.007</b>
MW-7	Oct/Nov 2010	MW-7	NA	NA	5.0 U	NA
MW-7	Feb/Mar 2011	MW-7	NA	NA	<b>15.0</b>	<b>0.012</b>
MW-7	Apr/May 2011	MW-7	2.0 U	5.000 U	<b>15.0</b>	<b>0.014</b>
MW-8	Jul/Aug 2010	MW-8	NA	NA	5.0 U	0.010 U
MW-8	Jul/Aug 2010	DUPE-1-3Q10	NA	NA	5.0 U	0.010 U
MW-8	Oct/Nov 2010	MW-8	NA	NA	5.0 U	0.010 U
MW-8	Feb/Mar 2011	MW-8	NA	NA	5.0 U	0.010 U
MW-8	Apr/May 2011	MW-8	2.0 U	5.000 U	5.0 U	0.010 U
MW-8	Apr/May 2011	DUPE-8-2Q11	2.0 U	5.000 U	5.0 U	0.010 U
MW-9	Oct/Nov 2010	MW-9	NA	NA	5.0 U	0.010 U
MW-9	Apr/May 2011	MW-9	2.0 U	5.000 U	5.0 U	0.010 U
MW-10	Jul/Aug 2010	MW-10	NA	NA	<b>7.6</b>	<b>0.013</b>
MW-10	Oct/Nov 2010	MW-10	NA	NA	<b>5.7</b>	0.010 U
MW-10	Feb/Mar 2011	MW-10	NA	NA	5.0 U	0.010 U
MW-10	Feb/Mar 2011	DUPE-7-1Q11	NA	NA	5.0 U	0.010 U
MW-10	Apr/May 2011	MW-10	2.0 U	5.000 U	5.0 U	0.010 U
MW-11 Screen 1	Jul/Aug 2010	MW-11-1	NA	NA	5.0 U	0.010 U
MW-11 Screen 1	Oct/Nov 2010	MW-11-1	NA	NA	5.0 U	0.010 U
MW-11 Screen 1	Feb/Mar 2011	MW-11-1	NA	NA	5.0 U	0.010 U
MW-11 Screen 1	Apr/May 2011	MW-11-1	2.0 U	5.000 U	5.0 U	0.010 U
MW-11 Screen 2	Jul/Aug 2010	MW-11-2	NA	NA	5.0 U	0.010 U
MW-11 Screen 2	Oct/Nov 2010	MW-11-2	NA	NA	5.0 U	0.010 U
MW-11 Screen 2	Feb/Mar 2011	MW-11-2	NA	NA	5.0 U	0.010 U
MW-11 Screen 2	Apr/May 2011	MW-11-2	2.0 U	5.000 U	5.0 U	0.010 U
MW-11 Screen 3	Jul/Aug 2010	MW-11-3	NA	NA	5.0 U	0.010 U
MW-11 Screen 3	Jul/Aug 2010	DUPE-5-3Q10	NA	NA	5.0 U	0.010 U
MW-11 Screen 3	Oct/Nov 2010	MW-11-3	NA	NA	5.0 U	0.010 U
MW-11 Screen 3	Feb/Mar 2011	MW-11-3	NA	NA	5.0 U	0.010 U

Sample Location	Sampling Event	Sample Number	Arsenic (µg/L)	Lead (µg/L)	Chromium, Total (µg/L)	Chromium, Hexavalent (mg/L)
MW-11 Screen 3	Apr/May 2011	MW-11-3	2.0 U	5.000 U	5.0 U	0.010 U
MW-11 Screen 4	Oct/Nov 2010	MW-11-4	NA	NA	5.0 U	0.010 U
MW-11 Screen 4	Apr/May 2011	MW-11-4	2.0 U	5.000 U	5.0 U	0.010 U
MW-11 Screen 5	Oct/Nov 2010	MW-11-5	NA	NA	5.0 U	0.010 U
MW-11 Screen 5	Apr/May 2011	MW-11-5	6.2	5.000 U	5.0 U	0.010 U
MW-12 Screen 1	Jul/Aug 2010	MW-12-1	NA	NA	6.5	0.010 U
MW-12 Screen 1	Oct/Nov 2010	MW-12-1	NA	NA	5.0 U	0.010 U
MW-12 Screen 1	Feb/Mar 2011	MW-12-1	NA	NA	5.0 U	0.010 U
MW-12 Screen 1	Apr/May 2011	MW-12-1	2.0 U	5.000 U	5.0 U	0.010 U
MW-12 Screen 2	Jul/Aug 2010	MW-12-2	NA	NA	5.0 U	0.010 U
MW-12 Screen 2	Oct/Nov 2010	MW-12-2	NA	NA	5.0 U	0.010 U
MW-12 Screen 2	Feb/Mar 2011	MW-12-2	NA	NA	5.0 U	0.010 U
MW-12 Screen 2	Apr/May 2011	MW-12-2	2.0 U	5.000 U	5.0 U	0.010 U
MW-12 Screen 3	Jul/Aug 2010	MW-12-3	NA	NA	5.0 U	0.010 U
MW-12 Screen 3	Oct/Nov 2010	MW-12-3	NA	NA	5.0 U	0.010 U
MW-12 Screen 3	Oct/Nov 2010	DUPE-05-4Q10	NA	NA	5.0 U	0.010 U
MW-12 Screen 3	Feb/Mar 2011	MW-12-3	NA	NA	5.0 U	0.010 U
MW-12 Screen 3	Apr/May 2011	MW-12-3	2.0 U	5.000 U	5.0 U	0.010 U
MW-12 Screen 4	Oct/Nov 2010	MW-12-4	NA	NA	5.0 U	0.010 U
MW-12 Screen 4	Apr/May 2011	MW-12-4	2.0 U	5.000 U	5.0 U	0.010 U
MW-12 Screen 5	Oct/Nov 2010	MW-12-5	NA	NA	5.0 U	0.010 U
MW-12 Screen 5	Apr/May 2011	MW-12-5	2.9	5.000 U	5.0 U	0.010 U
MW-13	Jul/Aug 2010	MW-13	NA	NA	12.0	0.015
MW-13	Oct/Nov 2010	MW-13	NA	NA	8.1	0.009 J
MW-13	Feb/Mar 2011	MW-13	NA	NA	15.0	0.008 J
MW-13	Apr/May 2011	MW-13	2.0 U	5.000 U	15.0	0.009 J
MW-14 Screen 1	Jul/Aug 2010	MW-14-1	NA	NA	5.0 U	0.010 U
MW-14 Screen 1	Oct/Nov 2010	MW-14-1	NA	NA	5.0 U	0.010 U
MW-14 Screen 1	Feb/Mar 2011	MW-14-1	NA	NA	5.0 U	0.010 U
MW-14 Screen 1	Feb/Mar 2011	DUPE-02-1Q11	NA	NA	5.0 U	0.010 U
MW-14 Screen 1	Apr/May 2011	MW-14-1	2.0 U	5.000 U	5.0 U	0.010 U
MW-14 Screen 2	Jul/Aug 2010	MW-14-2	NA	NA	5.0 U	0.010 U
MW-14 Screen 2	Oct/Nov 2010	MW-14-2	NA	NA	5.0 U	0.010 U
MW-14 Screen 2	Oct/Nov 2010	DUPE-02-4Q10	NA	NA	5.0 U	0.010 U
MW-14 Screen 2	Feb/Mar 2011	MW-14-2	NA	NA	5.0 U	0.010 U
MW-14 Screen 2	Apr/May 2011	MW-14-2	2.0 U	5.000 U	5.0 U	0.010 U
MW-14 Screen 3	Jul/Aug 2010	MW-14-3	NA	NA	5.0 U	0.010 U
MW-14 Screen 3	Oct/Nov 2010	MW-14-3	NA	NA	5.0 U	0.010 U
MW-14 Screen 3	Feb/Mar 2011	MW-14-3	NA	NA	5.0 U	0.010 U
MW-14 Screen 3	Apr/May 2011	MW-14-3	2.0 U	5.000 U	5.0 U	0.010 U
MW-14 Screen 4	Oct/Nov 2010	MW-14-4	NA	NA	5.0 U	0.010 U
MW-14 Screen 4	Apr/May 2011	MW-14-4	2.0 U	5.000 U	5.0 U	0.010 U

Sample Location	Sampling Event	Sample Number	Arsenic (µg/L)	Lead (µg/L)	Chromium, Total (µg/L)	Chromium, Hexavalent (mg/L)
MW-14 Screen 5	Oct/Nov 2010	MW-14-5	NA	NA	5.0 U	0.010 U
MW-14 Screen 5	Apr/May 2011	MW-14-5	2.0 U	5.000 U	5.0 U	0.010 U
MW-15	Jul/Aug 2010	MW-15	NA	NA	5.0 U	0.010 U
MW-15	Oct/Nov 2010	MW-15	NA	NA	5.0 U	0.010 U
MW-15	Feb/Mar 2011	MW-15	NA	NA	5.0 U	0.010 U
MW-15	Apr/May 2011	MW-15	2.0 U	5.000 U	5.0 U	0.010 U
MW-16	Jul/Aug 2010	MW-16	NA	NA	5.0 U	0.010 U
MW-16	Oct/Nov 2010	MW-16	NA	NA	<b>32.0</b>	NA
MW-16	Feb/Mar 2011	MW-16	NA	NA	<b>29.0</b>	<b>0.027</b>
MW-16	Apr/May 2011	MW-16	<b>4.7</b>	5.000 U	<b>5.9</b>	<b>0.005 J</b>
MW-17 Screen 1	Oct/Nov 2010	MW-17-1	NA	NA	5.0 U	0.010 U
MW-17 Screen 1	Apr/May 2011	MW-17-1	2.0 U	5.000 U	5.0 U	0.010 U
MW-17 Screen 2	Jul/Aug 2010	MW-17-2	NA	NA	5.0 U	0.010 U
MW-17 Screen 2	Oct/Nov 2010	MW-17-2	NA	NA	5.0 U	0.010 U
MW-17 Screen 2	Feb/Mar 2011	MW-17-2	NA	NA	5.0 U	0.010 U
MW-17 Screen 2	Apr/May 2011	MW-17-2	2.0 U	5.000 U	5.0 U	0.010 U
MW-17 Screen 3	Jul/Aug 2010	MW-17-3	NA	NA	5.0 U	0.010 U
MW-17 Screen 3	Oct/Nov 2010	MW-17-3	NA	NA	5.0 U	0.010 U
MW-17 Screen 3	Feb/Mar 2011	MW-17-3	NA	NA	5.0 U	0.010 U
MW-17 Screen 3	Apr/May 2011	MW-17-3	2.0 U	5.000 U	5.0 U	0.010 U
MW-17 Screen 4	Jul/Aug 2010	MW-17-4	NA	NA	5.0 U	0.010 U
MW-17 Screen 4	Oct/Nov 2010	MW-17-4	NA	NA	5.0 U	0.010 U
MW-17 Screen 4	Feb/Mar 2011	MW-17-4	NA	NA	5.0 U	0.010 U
MW-17 Screen 4	Apr/May 2011	MW-17-4	2.0 U	5.000 U	5.0 U	0.010 U
MW-17 Screen 5	Oct/Nov 2010	MW-17-5	NA	NA	5.0 U	0.010 U
MW-17 Screen 5	Apr/May 2011	MW-17-5	<b>8.1</b>	5.000 U	5.0 U	0.010 U
MW-18 Screen 1	Oct/Nov 2010	MW-18-1	NA	NA	5.0 U	0.010 U
MW-18 Screen 1	Apr/May 2011	MW-18-1	2.0 U	5.000 U	5.0 U	0.010 U
MW-18 Screen 2	Jul/Aug 2010	MW-18-2	NA	NA	5.0 U	0.010 U
MW-18 Screen 2	Oct/Nov 2010	MW-18-2	NA	NA	5.0 U	0.010 U
MW-18 Screen 2	Feb/Mar 2011	MW-18-2	NA	NA	5.0 U	0.010 U
MW-18 Screen 2	Apr/May 2011	MW-18-2	2.0 U	5.000 U	5.0 U	0.010 U
MW-18 Screen 3	Jul/Aug 2010	MW-18-3	NA	NA	5.0 U	0.010 U
MW-18 Screen 3	Oct/Nov 2010	MW-18-3	NA	NA	5.0 U	0.010 U
MW-18 Screen 3	Feb/Mar 2011	MW-18-3	NA	NA	5.0 U	0.010 U
MW-18 Screen 3	Feb/Mar 2011	DUPE-03-1Q11	NA	NA	5.0 U	0.010 U
MW-18 Screen 3	Apr/May 2011	MW-18-3	2.0 U	5.000 U	5.0 U	0.010 U
MW-18 Screen 4	Jul/Aug 2010	MW-18-4	NA	NA	5.0 U	0.010 U
MW-18 Screen 4	Oct/Nov 2010	MW-18-4	NA	NA	<b>7.1</b>	0.010 U
MW-18 Screen 4	Feb/Mar 2011	MW-18-4	NA	NA	5.0 U	0.010 U
MW-18 Screen 4	Apr/May 2011	MW-18-4	2.0 U	5.000 U	5.0 U	0.010 U
MW-18 Screen 5	Oct/Nov 2010	MW-18-5	NA	NA	5.0 U	0.010 U

Sample Location	Sampling Event	Sample Number	Arsenic (µg/L)	Lead (µg/L)	Chromium, Total (µg/L)	Chromium, Hexavalent (mg/L)
MW-18 Screen 5	Apr/May 2011	MW-18-5	2.1	5.000 U	5.0 U	0.010 U
MW-19 Screen 1	Oct/Nov 2010	MW-19-1	NA	NA	5.0 U	0.010 U
MW-19 Screen 1	Apr/May 2011	MW-19-1	2.0 U	5.000 U	5.0 U	0.010 U
MW-19 Screen 2	Oct/Nov 2010	MW-19-2	NA	NA	5.0 U	0.010 U
MW-19 Screen 2	Apr/May 2011	MW-19-2	2.0 U	5.000 U	5.0 U	0.010 U
MW-19 Screen 3	Oct/Nov 2010	MW-19-3	NA	NA	5.0 U	0.010 U
MW-19 Screen 3	Apr/May 2011	MW-19-3	2.0 U	5.000 U	5.0 U	0.010 U
MW-19 Screen 3	Apr/May 2011	DUPE-3-2Q11	2.0 U	5.000 U	5.0 U	0.010 U
MW-19 Screen 4	Oct/Nov 2010	MW-19-4	NA	NA	5.0 U	0.010 U
MW-19 Screen 4	Apr/May 2011	MW-19-4	2.0 U	5.000 U	5.0 U	0.010 U
MW-19 Screen 5	Oct/Nov 2010	MW-19-5	NA	NA	5.0 U	0.010 U
MW-19 Screen 5	Apr/May 2011	MW-19-5	2.0 U	5.000 U	5.0 U	0.010 U
MW-20 Screen 1	Jul/Aug 2010	MW-20-1	NA	NA	5.0 U	0.010 U
MW-20 Screen 1	Oct/Nov 2010	MW-20-1	NA	NA	5.0 U	0.010 U
MW-20 Screen 1	Feb/Mar 2011	MW-20-1	NA	NA	5.0 U	0.010 U
MW-20 Screen 1	Apr/May 2011	MW-20-1	2.0 U	5.000 U	5.0 U	0.010 U
MW-20 Screen 2	Jul/Aug 2010	MW-20-2	NA	NA	5.0 U	0.010 U
MW-20 Screen 2	Oct/Nov 2010	MW-20-2	NA	NA	5.0 U	0.010 U
MW-20 Screen 2	Feb/Mar 2011	MW-20-2	NA	NA	5.0 U	0.010 U
MW-20 Screen 2	Apr/May 2011	MW-20-2	2.0 U	5.000 U	5.0 U	0.010 U
MW-20 Screen 3	Jul/Aug 2010	MW-20-3	NA	NA	5.0 U	0.010 U
MW-20 Screen 3	Jul/Aug 2010	DUPE-2-3Q10	NA	NA	5.0 U	0.010 U
MW-20 Screen 3	Oct/Nov 2010	MW-20-3	NA	NA	5.0 U	0.010 U
MW-20 Screen 3	Feb/Mar 2011	MW-20-3	NA	NA	5.0 U	0.010 U
MW-20 Screen 3	Apr/May 2011	MW-20-3	2.0 U	5.000 U	5.0 U	0.010 U
MW-20 Screen 4	Jul/Aug 2010	MW-20-4	NA	NA	5.0 U	0.010 U
MW-20 Screen 4	Oct/Nov 2010	MW-20-4	NA	NA	5.0 U	0.010 U
MW-20 Screen 4	Feb/Mar 2011	MW-20-4	NA	NA	5.0 U	0.010 U
MW-20 Screen 4	Apr/May 2011	MW-20-4	2.0 U	5.000 U	5.0 U	0.010 U
MW-20 Screen 4	Apr/May 2011	DUPE-2-2Q11	2.0 U	5.000 U	5.0 U	0.010 U
MW-20 Screen 5	Jul/Aug 2010	MW-20-5	NA	NA	5.0 U	0.010 U
MW-20 Screen 5	Oct/Nov 2010	MW-20-5	NA	NA	5.0 U	0.010 U
MW-20 Screen 5	Feb/Mar 2011	MW-20-5	NA	NA	<b>28.0</b>	0.010 U
MW-20 Screen 5	Apr/May 2011	MW-20-5	2.0 U	5.000 U	5.0 U	0.010 U
MW-21 Screen 1	Jul/Aug 2010	MW-21-1	NA	NA	5.0 U	0.010 U
MW-21 Screen 1	Oct/Nov 2010	MW-21-1	NA	NA	5.0 U	0.010 U
MW-21 Screen 1	Feb/Mar 2011	MW-21-1	NA	NA	5.0 U	0.010 U
MW-21 Screen 1	Apr/May 2011	MW-21-1	2.0 U	5.000 U	5.0 U	0.010 U
MW-21 Screen 2	Jul/Aug 2010	MW-21-2	NA	NA	5.0 U	0.010 U
MW-21 Screen 2	Oct/Nov 2010	MW-21-2	NA	NA	5.0 U	0.010 U
MW-21 Screen 2	Oct/Nov 2010	DUPE-01-4Q10	NA	NA	5.0 U	0.010 U
MW-21 Screen 2	Feb/Mar 2011	MW-21-2	NA	NA	5.0 U	0.010 U

Sample Location	Sampling Event	Sample Number	Arsenic (µg/L)	Lead (µg/L)	Chromium, Total (µg/L)	Chromium, Hexavalent (mg/L)
MW-21 Screen 2	Apr/May 2011	MW-21-2	2.0 U	5.000 U	5.0 U	0.010 U
MW-21 Screen 3	Jul/Aug 2010	MW-21-3	NA	NA	5.0 U	0.010 U
MW-21 Screen 3	Oct/Nov 2010	MW-21-3	NA	NA	5.0 U	0.010 U
MW-21 Screen 3	Feb/Mar 2011	MW-21-3	NA	NA	5.0 U	0.010 U
MW-21 Screen 3	Apr/May 2011	MW-21-3	2.0 U	5.000 U	5.0 U	0.010 U
MW-21 Screen 4	Jul/Aug 2010	MW-21-4	NA	NA	5.0 U	0.010 U
MW-21 Screen 4	Oct/Nov 2010	MW-21-4	NA	NA	5.0 U	0.010 U
MW-21 Screen 4	Feb/Mar 2011	MW-21-4	NA	NA	5.0 U	0.010 U
MW-21 Screen 4	Feb/Mar 2011	DUPE-01-1Q11	NA	NA	5.0 U	0.010 U
MW-21 Screen 4	Apr/May 2011	MW-21-4	2.0 U	5.000 U	5.0 U	0.010 U
MW-21 Screen 5	Jul/Aug 2010	MW-21-5	NA	NA	5.0 U	0.010 U
MW-21 Screen 5	Oct/Nov 2010	MW-21-5	NA	NA	5.0 U	0.010 U
MW-21 Screen 5	Feb/Mar 2011	MW-21-5	NA	NA	5.0 U	0.010 U
MW-21 Screen 5	Apr/May 2011	MW-21-5	2.0 U	5.000 U	5.0 U	0.010 U
MW-22 Screen 1	Jul/Aug 2010	MW-22-1	NA	NA	5.0 U	0.010 U
MW-22 Screen 1	Oct/Nov 2010	MW-22-1	NA	NA	5.0 U	0.010 U
MW-22 Screen 1	Feb/Mar 2011	MW-22-1	NA	NA	5.0 U	0.010 U
MW-22 Screen 1	Apr/May 2011	MW-22-1	2.0 U	5.000 U	5.0 U	0.010 U
MW-22 Screen 2	Jul/Aug 2010	MW-22-2	NA	NA	5.0 U	0.010 U
MW-22 Screen 2	Jul/Aug 2010	DUPE-4-3Q10	NA	NA	5.0 U	0.010 U
MW-22 Screen 2	Oct/Nov 2010	MW-22-2	NA	NA	5.0 U	0.010 U
MW-22 Screen 2	Oct/Nov 2010	DUPE-03-4Q10	NA	NA	5.0 U	0.010 U
MW-22 Screen 2	Feb/Mar 2011	MW-22-2	NA	NA	5.0 U	0.010 U
MW-22 Screen 2	Apr/May 2011	MW-22-2	2.0 U	5.000 U	5.0 U	0.010 U
MW-22 Screen 3	Jul/Aug 2010	MW-22-3	NA	NA	5.0 U	0.010 U
MW-22 Screen 3	Oct/Nov 2010	MW-22-3	NA	NA	5.0 U	0.010 U
MW-22 Screen 3	Feb/Mar 2011	MW-22-3	NA	NA	5.0 U	0.010 U
MW-22 Screen 3	Apr/May 2011	MW-22-3	2.0 U	5.000 U	5.0 U	0.010 U
MW-22 Screen 4	Oct/Nov 2010	MW-22-4	NA	NA	5.0 U	0.010 U
MW-22 Screen 4	Apr/May 2011	MW-22-4	2.0 U	5.000 U	5.0 U	0.010 U
MW-22 Screen 5	Oct/Nov 2010	MW-22-5	NA	NA	5.0 U	0.010 U
MW-22 Screen 5	Apr/May 2011	MW-22-5	2.0 U	5.000 U	5.0 U	0.010 U
MW-23 Screen 1	Jul/Aug 2010	MW-23-1	NA	NA	5.0 U	0.010 U
MW-23 Screen 1	Oct/Nov 2010	MW-23-1	NA	NA	5.0 U	0.010 U
MW-23 Screen 1	Oct/Nov 2010	DUPE-07-4Q10	NA	NA	5.0 U	0.010 U
MW-23 Screen 1	Feb/Mar 2011	MW-23-1	NA	NA	7.2	0.010 U
MW-23 Screen 1	Apr/May 2011	MW-23-1	2.0 U	5.000 U	7.6	0.010 U
MW-23 Screen 2	Jul/Aug 2010	MW-23-2	NA	NA	5.4 J	0.010 U
MW-23 Screen 2	Oct/Nov 2010	MW-23-2	NA	NA	5.0 U	0.010 U
MW-23 Screen 2	Feb/Mar 2011	MW-23-2	NA	NA	5.0 U	0.010 U
MW-23 Screen 2	Apr/May 2011	MW-23-2	2.0 U	5.000 U	5.0 U	0.010 U
MW-23 Screen 3	Jul/Aug 2010	MW-23-3	NA	NA	6.0 J	0.010 U



Sample Location	Sampling Event	Sample Number	Arsenic (µg/L)	Lead (µg/L)	Chromium, Total (µg/L)	Chromium, Hexavalent (mg/L)
MW-23 Screen 3	Oct/Nov 2010	MW-23-3	NA	NA	5.0 U	0.010 U
MW-23 Screen 3	Feb/Mar 2011	MW-23-3	NA	NA	5.0 U	0.010 U
MW-23 Screen 3	Apr/May 2011	MW-23-3	2.0 U	5.000 U	5.0 U	0.010 U
MW-23 Screen 4	Jul/Aug 2010	MW-23-4	NA	NA	5.0 U	0.010 U
MW-23 Screen 4	Oct/Nov 2010	MW-23-4	NA	NA	5.0 U	0.010 U
MW-23 Screen 4	Feb/Mar 2011	MW-23-4	NA	NA	5.0 U	0.010 U
MW-23 Screen 4	Feb/Mar 2011	DUPE-05-1Q11	NA	NA	5.0 U	0.010 U
MW-23 Screen 4	Apr/May 2011	MW-23-4	2.0 U	5.000 U	5.0 U	0.010 U
MW-23 Screen 5	Oct/Nov 2010	MW-23-5	NA	NA	5.0 U	0.010 U
MW-23 Screen 5	Apr/May 2011	MW-23-5	4.7	5.000 U	5.0 U	0.010 U
MW-24 Screen 1	Jul/Aug 2010	MW-24-1	NA	NA	6.4 J	0.010 U
MW-24 Screen 1	Oct/Nov 2010	MW-24-1	NA	NA	6.0	0.010 U
MW-24 Screen 1	Feb/Mar 2011	MW-24-1	NA	NA	5.0 U	0.010 U
MW-24 Screen 1	Apr/May 2011	MW-24-1	2.0 U	5.000 U	5.0 U	0.010 U
MW-24 Screen 2	Jul/Aug 2010	MW-24-2	NA	NA	5.0 U	0.010 U
MW-24 Screen 2	Jul/Aug 2010	DUPE-7-3Q10	NA	NA	5.0 U	0.010 U
MW-24 Screen 2	Oct/Nov 2010	MW-24-2	NA	NA	5.0 U	0.010 U
MW-24 Screen 2	Feb/Mar 2011	MW-24-2	NA	NA	5.0 U	0.010 U
MW-24 Screen 2	Apr/May 2011	MW-24-2	2.1	5.000 U	5.0 U	0.010 U
MW-24 Screen 2	Apr/May 2011	DUPE-1-2Q11	2.0 U	5.000 U	5.0 U	0.010 U
MW-24 Screen 3	Jul/Aug 2010	MW-24-3	NA	NA	5.0 U	0.010 U
MW-24 Screen 3	Oct/Nov 2010	MW-24-3	NA	NA	5.0 U	0.010 U
MW-24 Screen 3	Feb/Mar 2011	MW-24-3	NA	NA	5.0 U	0.010 U
MW-24 Screen 3	Apr/May 2011	MW-24-3	3.0	5.000 U	5.0 U	0.010 U
MW-24 Screen 4	Jul/Aug 2010	MW-24-4	NA	NA	5.0 U	0.010 U
MW-24 Screen 4	Oct/Nov 2010	MW-24-4	NA	NA	5.0 U	0.010 U
MW-24 Screen 4	Oct/Nov 2010	DUPE-06-4Q10	NA	NA	5.0 U	0.010 U
MW-24 Screen 4	Feb/Mar 2011	MW-24-4	NA	NA	5.0 U	0.010 U
MW-24 Screen 4	Apr/May 2011	MW-24-4	2.0 U	5.000 U	5.0 U	0.010 U
MW-24 Screen 5	Oct/Nov 2010	MW-24-5	NA	NA	5.0 U	0.010 U
MW-24 Screen 5	Apr/May 2011	MW-24-5	2.0 U	5.000 U	5.0 U	0.010 U
MW-25 Screen 1	Jul/Aug 2010	MW-25-1	NA	NA	7.1	0.010 U
MW-25 Screen 1	Oct/Nov 2010	MW-25-1	NA	NA	5.0 U	0.010 U
MW-25 Screen 1	Feb/Mar 2011	MW-25-1	NA	NA	5.0 U	0.010 U
MW-25 Screen 1	Apr/May 2011	MW-25-1	2.0 U	5.000 U	5.0 U	0.010 U
MW-25 Screen 2	Jul/Aug 2010	MW-25-2	NA	NA	6.5 J	0.010 U
MW-25 Screen 2	Oct/Nov 2010	MW-25-2	NA	NA	5.0 U	0.010 U
MW-25 Screen 2	Feb/Mar 2011	MW-25-2	NA	NA	5.0 U	0.010 U
MW-25 Screen 2	Apr/May 2011	MW-25-2	2.0 U	5.000 U	5.0 U	0.010 U
MW-25 Screen 2	Apr/May 2011	DUPE-4-2Q11	2.0 U	5.000 U	5.0 U	0.010 U
MW-25 Screen 3	Jul/Aug 2010	MW-25-3	NA	NA	5.9	0.010 U
MW-25 Screen 3	Oct/Nov 2010	MW-25-3	NA	NA	5.0 U	0.010 U

Sample Location	Sampling Event	Sample Number	Arsenic (µg/L)	Lead (µg/L)	Chromium, Total (µg/L)	Chromium, Hexavalent (mg/L)
MW-25 Screen 3	Feb/Mar 2011	MW-25-3	NA	NA	5.0 U	0.010 U
MW-25 Screen 3	Apr/May 2011	MW-25-3	2.0 U	5.000 U	5.0 U	0.010 U
MW-25 Screen 4	Jul/Aug 2010	MW-25-4	NA	NA	5.0 U	0.010 U
MW-25 Screen 4	Oct/Nov 2010	MW-25-4	NA	NA	5.0 U	0.010 U
MW-25 Screen 4	Feb/Mar 2011	MW-25-4	NA	NA	5.0 U	0.010 U
MW-25 Screen 4	Apr/May 2011	MW-25-4	2.0 U	5.000 U	5.0 U	0.010 U
MW-25 Screen 5	Jul/Aug 2010	MW-25-5	NA	NA	5.0 U	0.010 U
MW-25 Screen 5	Oct/Nov 2010	MW-25-5	NA	NA	5.0 U	0.010 U
MW-25 Screen 5	Feb/Mar 2011	MW-25-5	NA	NA	5.0 U	0.010 U
MW-25 Screen 5	Apr/May 2011	MW-25-5	2.0 U	5.000 U	5.0 U	0.010 U
MW-26 Screen 1	Jul/Aug 2010	MW-26-1	NA	NA	5.0 U	0.010 U
MW-26 Screen 1	Oct/Nov 2010	MW-26-1	NA	NA	5.0 U	0.010 U
MW-26 Screen 1	Oct/Nov 2010	DUPE-08-4Q10	NA	NA	5.0 U	0.010 U
MW-26 Screen 1	Feb/Mar 2011	MW-26-1	NA	NA	5.0 U	0.010 U
MW-26 Screen 1	Apr/May 2011	MW-26-1	2.0 U	5.000 U	5.0 U	0.010 U
MW-26 Screen 2	Jul/Aug 2010	MW-26-2	NA	NA	6.8	0.010 U
MW-26 Screen 2	Oct/Nov 2010	MW-26-2	NA	NA	5.0 U	0.010 U
MW-26 Screen 2	Feb/Mar 2011	MW-26-2	NA	NA	5.0 U	0.010 U
MW-26 Screen 2	Apr/May 2011	MW-26-2	2.0 U	5.000 U	5.0 U	0.010 U
California Maximum Contaminant Level (MCL)			10	15 *	50	0.05 **
EPA Region IX Maximum Contaminant Level			50	15 *	100	NE
<p><b>Notes</b></p> <p>DUPE      Field Duplicate</p> <p>NA        Not analyzed</p> <p>NE        Not established</p> <p>UNK      PQL value unknown</p> <p>*          Interim Action Level - California Department of Health Services</p> <p>**        As of January 6, 2004, hexavalent chromium is regulated under the 50-µg/L MCL for total chromium. DHS will be adopting an MCL that is specific for hexavalent chromium (DHS, 2004). As of December 31, 2010, a draft PHG of 0.02 µg/L has been established by Cal/EPA (e.g., Health and Safety Code requirement to establish the MCL); however, the CDPH (formerly DHS) has not established an MCL.</p> <p>J          Analyte concentration is an estimated value</p> <p>U          Analyte was analyzed for but not detected at or above the stated limit</p>						

**TABLE 3**  
**SUMMARY OF VOLATILE ORGANIC COMPOUNDS AND PERCHLORATE REPORTED IN**  
**MUNICIPAL PRODUCTION WELLS NEAR JPL DURING LAST FOUR SAMPLING EVENTS OF THE**  
**LONG-TERM QUARTERLY GROUNDWATER SAMPLING PROGRAM**

(All concentrations reported in µg/L.)

(Shaded values exceed State or Federal MCLs or action levels.)

Purveyor	Well Name	Sample Date	Perchlorate	Carbon Tetrachloride	PCE	TCE
LINCOLN AVENUE WATER CO.	WELL 03	5/24/10	4.0 U	NA	NA	NA
		7/08/10	36.0	0.5 U	0.5	0.7
		7/13/10	36.0	NA	NA	NA
		7/27/10	31.0	NA	NA	NA
		8/03/10	30.0	0.6	0.5 U	NA
		8/10/10	30.0	NA	NA	NA
		8/17/10	32.0	NA	NA	NA
		8/24/10	35.0	NA	NA	NA
		8/26/10	NA	0.9	0.5 U	1.6
		8/31/10	34.0	NA	NA	NA
		9/07/10	34.0	1.0	0.5	1.4
		9/14/10	35.0	NA	NA	NA
		9/21/10	37.0	NA	NA	NA
		9/28/10	38.0	NA	NA	NA
		10/05/10	34.0	1.0	0.5	1.4
		10/12/10	38.0	NA	NA	NA
		10/19/10	38.0	NA	NA	NA
		11/09/10	39.0	NA	NA	NA
		11/16/10	38.0	NA	NA	NA
		11/23/10	41.0	NA	NA	NA
	11/30/10	40.0	NA	NA	NA	
	2/10/11	34.0	0.5 U	0.5 U	0.5 U	
	2/15/11	36.0	NA	NA	NA	
	2/22/11	39.0	NA	NA	NA	
	3/15/11	42.0	NA	NA	NA	
	3/22/11	38.0	NA	NA	NA	
4/01/11	41.0	NA	NA	NA		
4/05/11	46.0	1.0	0.5	1.5		
	WELL 05	3/11/11	21.0	2.1	1.3	4.9
		3/23/11	NA	2.2	0.9	3.1
		4/01/11	36.0	3.5	1.0	3.9
		4/12/11	32.0	NA	NA	NA
RUBIO CANON LAND & WATER ASSOCIATION	WELL 04	6/01/10	4.0 U	NA	NA	NA
		6/07/10	4.0 U	NA	NA	NA
		6/14/10	4.0 U	NA	NA	NA
		6/21/10	4.0 U	NA	NA	NA
		6/28/10	4.0 U	NA	NA	NA
		7/06/10	4.0 U	NA	NA	NA
		7/12/10	4.0 U	NA	NA	NA
		7/19/10	4.0 U	NA	NA	NA
		7/26/10	4.0 U	NA	NA	NA
		8/02/10	4.0 U	NA	NA	NA
		8/09/10	4.0 U	NA	NA	NA

Purveyor	Well Name	Sample Date	Perchlorate	Carbon Tetrachloride	PCE	TCE
RUBIO CANON LAND & WATER ASSOCIATION (con't)	WELL 04 (con't)	8/16/10	4.0 U	NA	NA	NA
		8/23/10	4.0 U	NA	NA	NA
		8/30/10	4.0 U	NA	NA	NA
		9/07/10	4.0 U	NA	NA	NA
		9/13/10	4.0 U	NA	NA	NA
		9/20/10	4.0 U	NA	NA	NA
		9/27/10	4.0 U	NA	NA	NA
		10/04/10	4.0 U	NA	NA	NA
		10/11/10	4.0 U	NA	NA	NA
		10/18/10	4.0 U	NA	NA	NA
		10/25/10	4.0 U	NA	NA	NA
		11/15/10	4.0 U	NA	NA	NA
		11/22/10	4.0 U	NA	NA	NA
		11/29/10	4.0 U	NA	NA	NA
		12/06/10	4.0 U	NA	NA	NA
		12/13/10	4.0 U	NA	NA	NA
		12/20/10	4.0 U	NA	NA	NA
		12/27/10	4.0 U	NA	NA	NA
		1/03/11	4.0 U	NA	NA	NA
		2/07/11	4.0 U	0.5 U	0.5 U	0.5 U
		2/14/11	4.0 U	NA	NA	NA
		2/22/11	4.0 U	NA	NA	NA
		3/14/11	4.0 U	NA	NA	NA
		3/16/11	4.0 U	NA	NA	NA
		3/21/11	4.0 U	NA	NA	NA
		3/22/11	4.0 U	NA	NA	NA
		3/23/11	4.0 U	NA	NA	NA
		3/24/11	4.0 U	NA	NA	NA
		3/28/11	4.0 U	NA	NA	NA
		3/30/11	4.0 U	NA	NA	NA
		4/04/11	4.0 U	NA	NA	NA
		4/11/11	4.0 U	NA	NA	NA
		4/18/11	4.0 U	NA	NA	NA
	4/25/11	4.0 U	NA	NA	NA	
	WELL 07	5/24/10	4.0 U	NA	NA	NA
		6/01/10	4.0 U	NA	0.5 U	NA
		6/07/10	4.0 U	NA	NA	NA
		6/14/10	4.0 U	NA	NA	NA
		6/21/10	4.0 U	NA	NA	NA
		6/28/10	4.0 U	NA	NA	NA
		7/06/10	4.0 U	NA	0.5 U	NA
		7/12/10	4.0 U	NA	NA	NA
7/19/10		4.0 U	NA	NA	NA	
7/26/10		4.0 U	NA	NA	NA	
8/02/10		4.0 U	NA	0.5 U	NA	
8/09/10		4.0 U	NA	NA	NA	
8/16/10		4.0 U	NA	NA	NA	
8/23/10		4.0 U	NA	NA	NA	
8/30/10		4.0 U	NA	NA	NA	
9/07/10	4.0 U	NA	0.5 U	NA		

Purveyor	Well Name	Sample Date	Perchlorate	Carbon Tetrachloride	PCE	TCE
RUBIO CANON LAND & WATER ASSOCIATION (con't)	WELL 07 (con't)	9/13/10	4.0 U	NA	NA	NA
		9/20/10	4.0 U	NA	NA	NA
		9/27/10	4.0 U	NA	NA	NA
		10/04/10	4.0 U	NA	0.5 U	NA
		10/11/10	4.0 U	NA	NA	NA
		10/18/10	4.0 U	NA	NA	NA
		10/25/10	4.0 U	NA	NA	NA
		11/15/10	4.0 U	NA	NA	NA
		11/22/10	4.0 U	NA	NA	NA
		11/29/10	4.0 U	NA	NA	NA
		12/06/10	4.0 U	NA	0.5 U	NA
		12/13/10	4.0 U	NA	NA	NA
		12/20/10	4.0 U	NA	NA	NA
		12/27/10	4.0 U	NA	NA	NA
		1/03/11	4.0 U	NA	<b>0.8</b>	NA
		2/07/11	4.0 U	0.5 U	<b>0.8</b>	<b>0.5</b>
		2/14/11	4.0 U	NA	NA	NA
		2/22/11	4.0 U	NA	NA	NA
		3/14/11	4.0 U	NA	NA	NA
		3/16/11	4.0 U	NA	NA	NA
		3/21/11	4.0 U	NA	NA	NA
		3/22/11	4.0 U	NA	NA	NA
		3/23/11	4.0 U	NA	NA	NA
		3/24/11	4.0 U	NA	NA	NA
		3/28/11	4.0 U	NA	NA	NA
		3/30/11	4.0 U	NA	NA	NA
		4/04/11	4.0 U	NA	<b>0.6</b>	NA
		4/11/11	4.0 U	NA	NA	NA
4/18/11	4.0 U	NA	NA	NA		
4/25/11	4.0 U	NA	NA	NA		
LAS FLORES WATER CO.	WELL 02	5/24/10	<b>6.0</b>	NA	0.5 U	NA
		6/01/10	<b>5.9</b>	NA	0.5 U	NA
		6/07/10	<b>5.1</b>	NA	0.5 U	NA
		6/14/10	<b>5.5</b>	NA	0.5 U	NA
		6/21/10	<b>5.6</b>	NA	0.5 U	NA
		6/28/10	<b>6.7</b>	NA	0.5 U	NA
		7/06/10	<b>6.1</b>	NA	0.5 U	NA
		7/12/10	<b>4.1</b>	NA	0.5 U	NA
		7/19/10	<b>6.0</b>	NA	0.5 U	NA
		7/26/10	<b>6.9</b>	NA	0.5 U	NA
		8/09/10	<b>6.7</b>	NA	0.5 U	NA
		8/16/10	<b>5.4</b>	NA	0.5 U	NA
		8/23/10	<b>5.2</b>	NA	0.5 U	NA
		8/30/10	<b>5.1</b>	NA	0.5 U	NA
		9/07/10	<b>5.1</b>	NA	0.5 U	NA
		9/13/10	<b>4.9</b>	NA	0.5 U	NA
		9/20/10	<b>6.0</b>	NA	0.5 U	NA
		9/27/10	<b>6.1</b>	NA	0.5 U	NA
		10/04/10	<b>5.6</b>	NA	0.5 U	NA
		10/11/10	<b>5.1</b>	NA	0.5 U	NA

Purveyor	Well Name	Sample Date	Perchlorate	Carbon Tetrachloride	PCE	TCE		
LAS FLORES WATER CO. (con't)	WELL 02 (con't)	10/18/10	6.1	NA	0.5 U	NA		
		10/25/10	5.8	NA	0.5 U	NA		
		11/15/10	5.9	NA	0.5 U	NA		
		11/23/10	6.2	NA	0.5 U	NA		
		11/29/10	5.3	NA	0.5 U	NA		
		12/06/10	6.3	NA	0.5 U	NA		
		12/13/10	6.1	NA	0.5 U	NA		
		12/20/10	5.9	NA	0.5 U	NA		
		12/27/10	8.4	NA	0.5 U	NA		
		1/04/11	5.5	NA	0.5 U	NA		
		1/10/11	6.8	NA	0.5 U	NA		
		1/17/11	6.4	NA	0.5 U	NA		
		1/24/11	6.2	NA	0.5 U	NA		
		1/31/11	6.2	NA	0.5 U	NA		
		2/07/11	6.7	NA	0.5 U	NA		
		2/14/11	6.9	NA	0.5 U	NA		
		2/22/11	7.3	NA	0.5 U	NA		
		3/14/11	5.1	NA	0.5 U	NA		
		3/28/11	6.6	NA	0.5 U	NA		
		4/04/11	9.6	NA	0.5 U	NA		
LA CANADA IRRIGATION DIST.	WELL 01	5/24/10	4.0 U	NA	NA	NA		
		6/28/10	NA	NA	0.8	1.5		
		8/30/10	4.0 U	NA	NA	NA		
		9/27/10	NA	NA	0.8	1.7		
		11/29/10	4.0	NA	NA	NA		
		12/27/10	NA	NA	0.7	1.9		
		2/22/11	5.0	NA	NA	NA		
		3/15/11	NA	0.5 U	0.6	1.9		
	WELL 06	6/01/10	NA	NA	0.5 U	0.5 U		
		9/27/10	4.0 U	NA	0.5 U	0.5 U		
		12/27/10	NA	0.5 U	0.5 U	0.8		
		3/21/11	NA	NA	0.5 U	0.5		
		VALLEY WATER CO.	WELL 01	6/02/10	4.9	0.5 U	2.4	1.3
				7/06/10	4.0 U	NA	NA	NA
7/07/10	NA			0.5 U	2.2	1.2		
8/03/10	5.3			0.5 U	2.0	1.2		
9/07/10	4.1			NA	NA	NA		
9/09/10	NA			0.5 U	2.1	1.5		
10/07/10	4.0 U			0.5 U	2.0	1.6		
5/11/11	4.9			NA	NA	NA		
WELL 02	6/02/10		4.5	0.5 U	5.3	0.8		
	7/07/10		4.4	0.5 U	5.5	0.7		
	7/15/10	4.7	NA	NA	NA			
	8/03/10	5.4	0.5 U	3.6	0.7			
	9/07/10	4.4	NA	NA	NA			
	9/09/10	NA	0.5 U	2.8	0.7			
10/07/10	4.4	0.5 U	4.3	0.6				

Purveyor	Well Name	Sample Date	Perchlorate	Carbon Tetrachloride	PCE	TCE	
VALLEY WATER CO. (con't)	WELL 02 (con't)	3/18/11	4.0 U	0.5 U	0.5 U	0.5 U	
		5/11/11	4.0 U	NA	NA	NA	
	WELL 03	6/02/10	<b>5.6</b>	0.5 U	<b>2.1</b>	<b>0.9</b>	
		7/07/10	<b>4.8</b>	0.5 U	<b>2.2</b>	<b>0.8</b>	
		8/03/10	<b>5.6</b>	0.5 U	<b>1.7</b>	<b>0.6</b>	
		9/07/10	4.0 U	NA	NA	NA	
		5/11/11	<b>4.6</b>	NA	NA	NA	
	WELL 04	6/02/10	<b>5.3</b>	0.5 U	<b>2.1</b>	<b>1.2</b>	
		7/06/10	<b>4.0</b>	NA	NA	NA	
		7/07/10	NA	0.5 U	<b>2.4</b>	<b>1.1</b>	
		12/06/10	NA	0.5 U	<b>2.2</b>	<b>2.6</b>	
		5/11/11	4.0 U	NA	NA	NA	
	PASADENA-CITY, WATER DEPT.	ARROYO	3/22/11	<b>76.4</b>	<b>0.7</b>	<b>0.6</b>	<b>1.1</b>
			3/29/11	<b>77.8</b>	<b>0.6</b>	<b>0.6</b>	<b>0.9</b>
WELL 52		3/22/11	<b>15.8</b>	0.5 U	<b>0.8</b>	<b>0.9</b>	
		3/29/11	<b>16.8</b>	0.5 U	<b>0.6</b>	<b>0.7</b>	
California Maximum Contaminant Level (MCL)			6.0 *	0.5	5.0	5.0	
EPA Region IX Maximum Contaminant Level			NE	5.0	5.0	5.0	
<p><b>Notes</b></p> <p>NA Not analyzed</p> <p>NE Not established</p> <p>* Interim Action Level - California Department of Public Health</p> <p>Source California Department of Public Health Drinking Water Program, California Drinking Water Data, January 4, 2005</p> <p>U Indicates the compound or analyte was analyzed for but not detected at or above the stated limit.</p>							

**TABLE 4**  
**TENTATIVELY IDENTIFIED COMPOUNDS**  
**IN SAMPLES COLLECTED DURING THE APR/MAY 2011 SAMPLING EVENT**

(All concentrations reported in µg/L.)

<b>Sampling Location</b>	<b>Sample Type</b>	<b>Tentatively Identified Compound</b>	<b>Concentration</b>
MW-11-1	NORMAL	Sulfur dioxide	0.003
MW-11-2	NORMAL	Sulfur dioxide	0.0072
MW-11-3	NORMAL	Sulfur dioxide	0.025
MW-11-4	NORMAL	Sulfur dioxide	0.0048
MW-11-5	NORMAL	Sulfur dioxide	0.0025
MW-20-3	NORMAL	Sulfur dioxide	0.0032
MW-20-4	NORMAL	Sulfur dioxide	0.021
MW-20-4	DUP	Sulfur dioxide	0.019
MW-20-5	NORMAL	Sulfur dioxide	0.017
MW-22-4	NORMAL	Sulfur dioxide	0.0038
MW-22-5	NORMAL	Sulfur dioxide	0.04
MW-23-5	NORMAL	Sulfur dioxide	0.012
MW-24-1	NORMAL	Sulfur dioxide	0.0025
MW-24-2	DUP	Sulfur dioxide	0.003
MW-24-3	NORMAL	Sulfur dioxide	0.0022
MW-24-4	NORMAL	Sulfur dioxide	0.025
MW-25-5	NORMAL	Sulfur dioxide	0.029