



Technical Memorandum

Third Quarter 2012 Monitoring Summary

National Aeronautics and Space Administration

Jet Propulsion Laboratory, Pasadena, California

Final

November 2012

This technical memorandum summarizes the results of the third quarter 2012 groundwater sampling event completed as part of the groundwater monitoring program at the National Aeronautics and Space Administration (NASA) Jet Propulsion Laboratory (JPL).

INTRODUCTION

During the third quarter 2012 sampling event, groundwater samples were collected from 23 JPL monitoring wells (MWs), both on- and off-facility, and analyzed for volatile organic compounds (VOCs), total chromium, hexavalent chromium [Cr(VI)], and perchlorate. Figure 1 shows the locations of the groundwater monitoring wells.

Groundwater samples were shipped to BC Laboratories, Inc., in Bakersfield, California, for chemical analysis. BC Laboratories, Inc. is certified by the California Department of Public Health (CDPH). Sample collection procedures and sample analyses were conducted in accordance with the approved *Work Plan for Performing a Remedial Investigation/Feasibility Study*.¹ No reported data were rejected for non-compliance with method requirements during the course of validation and no reported data were deemed unusable.

Table 1 summarizes analytical results for VOCs and perchlorate and Table 2 summarizes analytical results for metals during the most recent four quarters. Table 3 summarizes VOC and perchlorate concentrations in production wells located near the JPL facility during the most recent four quarters. No tentatively identified compounds (TICs) were detected in the samples collected during the third quarter of 2012.

Additional figures are included in this technical memorandum summarizing the results from the third quarter 2012 sampling event. Figure 2 shows the lateral extent of carbon tetrachloride concentrations in groundwater and Figure 3 includes a cross-section detailing the horizontal and vertical extent of carbon tetrachloride. Figure 4 shows the lateral extent of perchlorate concentrations in groundwater, and Figure 5 includes a cross-section detailing the horizontal and vertical extent of perchlorate in groundwater. Figure 6 shows the lateral extent of tetrachloroethene (PCE) concentrations in groundwater. Figure 7 shows the lateral extent of trichloroethene (TCE) concentrations in groundwater and Figure 8 shows groundwater elevation contours and groundwater flow directions.

The groundwater monitoring wells have been grouped into four categories:

- On-facility source area wells (MW-7, MW-13, MW-16, and MW-24);
- Other on-facility wells (MW-6, MW-8, MW-11, MW-22, and MW-23);
- Perimeter off-facility wells (MW-1, MW-3, MW-4, MW-5, MW-9, MW-10, MW-12, MW-14, and MW-15 [MW-1 and MW-9 are not sampled during the third quarter]); and
- Off-facility wells (MW-17, MW-18, MW-19, MW-20, MW-21, MW-25, and MW-26).

¹ Ebasco. 1993. *Work Plan for Performing a Remedial Investigation/Feasibility Study*, National Aeronautics and Space Administration Jet Propulsion Laboratory, Pasadena, California. December.

Well MW-2 has not been sampled for the groundwater monitoring program since it was replaced with well MW-14.

ON-FACILITY SOURCE AREA WELLS

On-facility source area wells consist of wells that have historically contained the highest concentration of site-related chemicals. This group of wells is located within the JPL facility (on-facility) and consists of monitoring wells MW-7, MW-13, MW-16, and MW-24.

The source area treatment system has been operating since 2005 and addresses groundwater beneath the JPL facility which has historically contained the highest concentrations of perchlorate and VOCs (i.e., the source area). Operation of the source area treatment system appears to have resulted in a significant reduction of chemicals of interest in wells MW-7, MW-16 and MW-24, which are located within the treatment zone. Additional details regarding chemical concentrations in these wells are presented below.

PERCHLORATE ANALYTICAL RESULTS

- During the third quarter 2012 sampling event, concentrations of perchlorate in excess of the state maximum contaminant level (MCL) (6.0 micrograms per liter [$\mu\text{g/L}$]) were reported in samples collected from wells MW-13 (110 $\mu\text{g/L}$) and MW-24 (Screen 2 [14.0 $\mu\text{g/L}$]).
- Perchlorate was detected at an estimated level (indicated by "J") in MW-24 (Screen 1 [3.9J $\mu\text{g/L}$]) below the state MCL of 6.0 $\mu\text{g/L}$.
- Perchlorate concentrations increased slightly from their respective last sampling date to the third quarter 2012 in MW-24 (Screen 1 [3.2 $\mu\text{g/L}$ to 3.9J $\mu\text{g/L}$]).
- Perchlorate concentrations decreased from their respective last sampling date to the third quarter 2012 in MW-7 (1.3 $\mu\text{g/L}$ to non-detect), MW-13 (189 $\mu\text{g/L}$ to 110 $\mu\text{g/L}$), MW-16 (2.9 $\mu\text{g/L}$ to non-detect) and MW-24 (Screen 2 [20.1 $\mu\text{g/L}$ to 14.0 $\mu\text{g/L}$]).
- Perchlorate concentrations in MW-7, MW-16 and MW-24 (Screen 3) were non-detect during the third quarter 2012, with a reporting limit of 4.0 $\mu\text{g/L}$.

VOC ANALYTICAL RESULTS

- During the third quarter 2012, carbon tetrachloride was detected above the state MCL (0.5 $\mu\text{g/L}$) in MW-13 (0.7 $\mu\text{g/L}$). Carbon tetrachloride was also detected below the state MCL (0.5 $\mu\text{g/L}$) in MW-24 (Screen 2 [0.3J]).
- During the third quarter 2012, TCE was detected below the state and federal MCL of 5.0 $\mu\text{g/L}$ in MW-13 (0.2J $\mu\text{g/L}$) and MW-24 (Screen 2 [0.1J $\mu\text{g/L}$]).
- During the third quarter 2012, PCE was detected below the state and federal MCL of 5.0 $\mu\text{g/L}$ in MW-13 (0.2J $\mu\text{g/L}$) and MW-24 (Screen 2 [0.1J $\mu\text{g/L}$]).

OTHER NOTABLE ANALYTICAL RESULTS

- During the third quarter 2012, Cr(VI)² was detected below the state MCL of 50.0 $\mu\text{g/L}$ in MW-13 (5.0 $\mu\text{g/L}$), MW-16 (6.0 $\mu\text{g/L}$) and MW-24 (Screen 2 [2.0J $\mu\text{g/L}$]).

² On July 27, 2011, the Office of Environmental Health Hazard Assessment (OEHHA) established its Public Health Goal (PHG) for Cr(VI) at a concentration of 0.02 $\mu\text{g/L}$. The PHG represents a *de minimis* lifetime cancer risk from exposure to Cr(VI) in drinking water, based on studies in laboratory animals.

- During the third quarter 2012, total chromium was detected above the state and federal MCL (50 µg/L) in MW-7 (73.0 µg/L) and MW-16 (93.0 µg/L). In addition, total chromium was detected below the state MCL of 50.0 µg/L in MW-13 (11.0 µg/L) and MW-24 (Screens 1 [2.7] µg/L and 2 [1.7] µg/L). Historically, the total chromium concentrations in MW-7 and MW-16 have been below the state MCL (50.0 µg/L). The total chromium detection of 73.0 µg/L is the second detection in MW-7 above the state MCL (50.0 µg/L) since it was first sampled during the August/September 1996 monitoring event. The total chromium detection of 93.0 µg/L is the third detection in MW-16 above the state MCL (50.0 µg/L) since it was first sampled during the August/September 1996 monitoring event. Total chromium results in MW-7 and MW-16 will continue to be closely evaluated during subsequent sampling events.

OTHER ON-FACILITY WELLS

This well group consists of monitoring wells MW-6, MW-8, MW-11, MW-22, and MW-23. These wells are located on the JPL facility but outside the source area.

PERCHLORATE ANALYTICAL RESULTS

- Perchlorate was detected in MW-6 (2.4] µg/L), MW-22 (Screens 1 [2.9] µg/L, 2 [2.3] µg/L] and 3 [3.8] µg/L]) and MW-23 (Screens 1 [4.5 µg/L], 2 [5.7 µg/L] and 3 [1.9] µg/L]); however, all detections were below the state MCL of 6.0 µg/L.
- Perchlorate concentrations increased from their respective last sampling date to the third quarter 2012 in MW-23 (Screen 2 [4.9 µg/L to 5.7 µg/L]).
- Perchlorate concentrations decreased from their respective last sampling event to the third quarter 2012 in MW-6 (3.4 µg/L to 2.4] µg/L), MW-22 (Screens 1 [6.5 µg/L to 2.9] µg/L], 2 [3.2 µg/L to 2.3] µg/L] and 3 [4.1 µg/L to 3.8] µg/L]) and MW-23 (Screen 1 [12.5] µg/L to 4.5 µg/L]).
- The perchlorate concentration of 2.9] µg/L in MW-22 (Screen 1) is down from the highest detection for this well screen interval (98.7 µg/L third quarter 2011). Prior to 2011, the perchlorate concentrations in MW-22 (Screen 1) had been either non-detect or below the state MCL (6.0 µg/L) with only two detections that exceeded the state MCL (third quarter 1998 [6.4 µg/L], first quarter 1999 [6.4 µg/L]). However, perchlorate was detected in MW-22 (Screen 1) during all four quarters of 2011 above the MCL (22.9, 40.1, 98.7, and 85.2 µg/L). Perchlorate results in MW-22 (Screen 1) will continue to be closely evaluated during subsequent sampling events. MW-22 is outside the capture zone of the Source Area Treatment System, but within the capture zone of the Monk Hill Treatment System (MHTS).
- The perchlorate concentration of 4.5 µg/L in MW-23 (Screen 1) is the first detection below the state MCL of 6.0 µg/L since the third quarter 2010. Historically, the perchlorate concentrations in MW-23 (Screens 1 through 5) have been non-detect with an occasional detection below the state MCL (6.0 µg/L), and some isolated perchlorate detections that exceeded the state MCL in MW-23 (Screens 1, 2 and 5) between 1997 and 2008. The detections of 28.3 µg/L, 30.4] µg/L, 302 µg/L, 97.8 µg/L, 9.7 µg/L, 103 µg/L, 35.5 µg/L and 12.5] (third quarter 2010 through second quarter 2012, respectively) in Screen 1 are the only detections in MW-23 above the state MCL (6.0 µg/L) since the first quarter 2008. Perchlorate results in MW-23 will continue to be closely evaluated during subsequent sampling events. MW-23 is outside the capture zone of the Source Area Treatment System, but within the capture zone of the MHTS.
- During the third quarter 2012, perchlorate was not detected in MW-8 and MW-11 (Screens 1 through 4) with a reporting limit of 4.0 µg/L.

VOC ANALYTICAL RESULTS

- Carbon tetrachloride was not detected in any of the other on-facility wells during the third quarter 2012 with a reporting limit of 0.5 µg/L.
- During the third quarter 2012, TCE was detected below the state and federal MCL of 5.0 µg/L in MW-6 (3.1 µg/L), MW-22 (Screens 1 [0.5] µg/L, 2 [0.2] µg/L and 3 [0.1] µg/L) and MW-23 (Screens 1 [0.3] µg/L and 2 [0.7 µg/L]).
- PCE was detected below the state and federal MCL for PCE (5.0 µg/L) in MW-6 (1.2 µg/L), MW-22 (Screens 1 [0.6 µg/L] and 2 [0.1] µg/L) and MW-23 (Screens 1 [0.4] µg/L and 2 [0.3] µg/L).

OTHER NOTABLE ANALYTICAL RESULTS

- During the third quarter of 2012, Cr(VI) was detected below the state MCL of 50.0 µg/L in MW-22 (Screens 2 [1.0] µg/L and 3 [2.0] µg/L) and MW-23 (Screens 2 [2.0] µg/L, 3 [3.0] µg/L and 4 [3.0] µg/L).
- During the third quarter 2012, total chromium was detected below the state and federal MCL (50 µg/L) in MW-8 (3.7 µg/L), MW-22 (Screens 1 [0.6] µg/L, 2 [1.0] µg/L and 3 [0.5] µg/L) and MW-23 (Screens 3 [2.5] µg/L and 4 [2.2] µg/L).

PERIMETER OFF-FACILITY WELLS

The perimeter off-facility wells are located near the JPL fence line along the perimeter of the property. This group of wells consists of MW-1, MW-3, MW-4, MW-5, MW-9, MW-10, MW-12, MW-14, and MW-15 (MW-1 and MW-9 were not sampled during the third quarter 2012).

PERCHLORATE ANALYTICAL RESULTS

- During the third quarter 2012 sampling event, concentrations of perchlorate in excess of the state MCL (6.0 µg/L) were reported in samples collected from wells MW-4 (Screen 2 [220 µg/L]) and MW-12 (Screen 2 [9.1 µg/L]).
- Perchlorate was detected below the state MCL of 6.0 µg/L in MW-10 (4.7 µg/L), MW-12 (Screens 3, 4 and 5 [5.1 µg/L, 4.3 µg/L and 2.4] µg/L, respectively) and MW-14 (Screens 1 through 4 [2.7] µg/L, 2.9] µg/L, 4.7 µg/L and 4.4 µg/L, respectively).
- Perchlorate concentrations increased from their respective last sampling date to the third quarter 2012 in MW-4 (Screen 2 [157 µg/L to 220 µg/L]), MW-10 (non-detect to 4.7 µg/L) and MW-12 (Screens 3 [2.1 µg/L to 5.1 µg/L] and 4 [3.9 µg/L to 4.3 µg/L]).
- Perchlorate concentrations decreased slightly from their last sampling event to the third quarter 2012 in MW-3 (Screen 2 [1.3 µg/L to non-detect]), MW-12 (Screen 2 [10.7 µg/L to 9.1 µg/L]) and MW-14 (Screens 1 through 4 [3.6 µg/L to 2.7] µg/L, 3.7 µg/L to 2.9], 6.1 µg/L to 4.7 µg/L and 5.5 µg/L to 4.4 µg/L, respectively).
- The perchlorate concentration of 220 µg/L in MW-4 (Screen 2) is the highest detection for this well screen interval since it was first sampled in 1996. Historically, the perchlorate concentrations in MW-4 (Screen 2) have been below the state MCL (6.0 µg/L) since the first quarter 2002 with three exceptions: 6.6 µg/L, 9.0 µg/L and 6.1 µg/L (second and third quarters of 2003 and third quarter 2005, respectively). The detections of 23.0 µg/L (first quarter 2011), 31.7 µg/L (second quarter 2011), 17.6 µg/L (third quarter 2011), 46.8 µg/L (fourth quarter

2011), 157J µg/L (first quarter 2012), 157 µg/L (second quarter 2012) and 220 µg/L (third quarter 2012) are the only detections in MW-4 (Screen 2) above the state MCL (6.0 µg/L) since the third quarter 2005. Perchlorate results in MW-4 will continue to be closely evaluated during subsequent sampling events. MW-4 is within the capture zone of the MHTS.

- Perchlorate was not detected in MW-3 (Screens 2, 3, and 4), MW-4 (Screens 1 and 3), MW-5, MW-12 (Screen 1) and MW-14 (Screen 5) with a reporting limit of 4.0 µg/L.

VOC ANALYTICAL RESULTS

- During the third quarter 2012, carbon tetrachloride was detected at a concentration at or above the state MCL (0.5 µg/L) in MW-12 (Screens 3 [1.0 µg/L], 4 [1.3 µg/L] and 5 [0.5 µg/L]). No other carbon tetrachloride detections occurred in the perimeter off-facility wells during the third quarter 2012.
- During the third quarter 2012, TCE was detected below the state and federal MCL (5.0 µg/L) in wells MW-4 (Screen 2 [0.2] µg/L), MW-10 (1.3 µg/L), MW-12 (Screens 3 [0.1] µg/L, 4 [0.4] µg/L and 5 [0.2] µg/L) and MW-14 (Screens 1 through 4 [2.8 µg/L, 4.2 µg/L, 2.0 µg/L and 0.3] µg/L, respectively). Historically, TCE detections have been present in MW-14 (Screen 2) and concentrations have remained above the state and federal MCL (5.0 µg/L) since the third quarter 2007, with the exception of the fourth quarter 2010, the second quarter 2011, the second quarter 2012 and the third quarter 2012. No other TCE detections occurred in the perimeter off-facility wells during the third quarter 2012.
- During the third quarter 2012, PCE was detected below the state and federal MCL (5.0 µg/L) in well MW-4 (Screen 2 [0.2] µg/L), MW-10 (0.2] µg/L) and MW-14 (Screens 1 through 4 [0.4] µg/L, 0.5] µg/L, 0.6 µg/L and 0.3] µg/L, respectively). No other PCE detections occurred in the perimeter off-facility wells during the third quarter 2012.

OTHER NOTABLE ANALYTICAL RESULTS

- During the third quarter 2012, Cr(VI) was detected below the state MCL of 50.0 µg/L in MW-4 (Screen 3 [3.0] µg/L).
- During the third quarter 2012, total chromium was detected below the state MCL of 50.0 µg/L in MW-10 (23.0] µg/L), MW-12 (Screen 2 [0.6] µg/L) and MW-14 (Screens 1 through 3 [0.9] µg/L, 0.7] µg/L, and 0.9] µg/L, respectively).

OFF-FACILITY WELLS

The off-facility wells consist of monitoring wells MW-17, MW-18, MW-19, MW-20, MW-21, MW-25, and MW-26. These wells are located near and downgradient of the two off-facility treatment plants: MHTS and Lincoln Avenue Water Company (LAWC) treatment system. Daily operation of the MHTS began in February 2011. Operation of the LAWC system began in July 2004.

PERCHLORATE ANALYTICAL RESULTS

- During the third quarter 2012 sampling event, concentrations of perchlorate in excess of the state MCL (6.0 µg/L) were reported in samples collected from wells MW-17 (Screen 3 [8.1 µg/L]), MW-18 (Screens 3 [93.0 µg/L] and 4 [15.0 µg/L]), and MW-25 (Screens 1 through 4 [12.0 µg/L, 17.0 µg/L, 11.0 µg/L and 9.3 µg/L, respectively]).

- Perchlorate was detected below the state MCL of 6.0 µg/L in MW-17 (Screen 4 [2.1] µg/L), MW-19 (Screens 2 through 5 [5.8 µg/L, 3.0] µg/L, 3.6] µg/L and 2.3] µg/L, respectively), MW-20 (Screens 1 [1.6] µg/L] and 2 [3.2] µg/L]) and MW-26 (Screen 1 [4.4 µg/L]).
- Perchlorate concentrations increased from their respective last sampling date to the third quarter 2012 in MW-17 (Screens 3 [7.9 µg/L to 8.1 µg/L] and 4 [1.0 µg/L to 2.1] µg/L]), MW-18 (Screen 3 [64.4 µg/L to 93.0 µg/L]), MW-20 (Screen 1 [non-detect to 1.6] µg/L], MW-25 (Screens 1 [10.6 µg/L to 12.0 µg/] and 2 [16.6 µg/L to 17.0 µg/L]) and MW-26 (Screen 1 [3.9 µg/L to 4.4 µg/L]).
- Perchlorate concentrations decreased from their respective last sampling event to the third quarter 2012 in MW-17 (Screens 2 [13.1 µg/L to non-detect]), MW-18 (Screen 4 [47.3 µg/L to 15.0 µg/L]), MW-19 (Screens 2 through 5 [7.1 µg/L to 5.8 µg/L, 3.7 µg/L to 3.0] µg/L, 3.9 µg/L to 3.6] µg/L and 3.0 µg/L to 2.3] µg/L, respectively]), MW-20 (Screen 2 [6.4 µg/L to 3.2] µg/L]), MW-21 (Screens 1 through 5 [2.8 µg/L to non-detect, 2.8 µg/L to non-detect, 3.5 µg/L to non-detect, 2.4 µg/L to non-detect and 2.6 µg/L to non-detect, respectively]) and MW-25 Screens 3 [11.6 µg/L to 11.0 µg/L]) and 4 [10.0 µg/L to 9.3 µg/L]).
- The non-detection in MW-17 (Screen 2) during the third quarter 2012 is the first non-detection since the fourth quarter 2002. Prior to the first quarter 2003, the perchlorate concentrations in MW-17 (Screen 2) were non-detect. From the first quarter 2003 through the fourth quarter 2008 all detections were above the state MCL with the exception of three quarters (first and second quarters 2003 and third quarter 2008). Since the first quarter 2009, perchlorate levels have been below the state MCL (6.0 µg/L) until the detection of 24.1 µg/L during the first quarter 2011. The concentration of 90.1] µg/L during the first quarter 2012 is the highest reported concentration for MW-17 (Screen 2). MW-17 (Screen 2) is within the capture zone of the MHTS.
- Since the third quarter 2005, the perchlorate concentrations in MW-18 (Screen 3) have exceeded the state MCL (6.0 µg/L) with the exception of one quarter (first quarter 2007 [non-detect]). The concentration of 144 µg/L during the third quarter 2011 is the highest reported concentration for MW-18 (Screen 3) since the well was installed. MW-18 (Screen 3) is within the capture zone of the LAWC treatment system.
- Concentrations of perchlorate were not detected in MW-17 (Screen 2), MW-18 (Screens 2 and 5), MW-19 (Screen 1), MW-20 (Screens 3, 4 and 5), MW-21 (Screens 1 through 5), MW-25 (Screen 5) and MW-26 (Screen 2).

VOC ANALYTICAL RESULTS

- During the third quarter 2012, carbon tetrachloride was detected at a concentration in excess of the state MCL (0.5 µg/L) in MW-18 (Screens 3 [7.4 µg/L] and 4 [1.9 µg/L]). No other carbon tetrachloride detections occurred in the off-facility wells during the third quarter 2012. Since the first quarter 2005, the carbon tetrachloride concentrations in MW-18 (Screen 3) have exceeded the state MCL (0.5 µg/L).
- During the third quarter 2012, TCE was detected in MW-17 (Screens 2, 3 and 4), MW-18 (Screens 3 and 4), MW-19 (Screens 2, 4 and 5), MW-20 (Screens 2 and 3), MW-21 (Screens 1 through 4), MW-25 (Screens 1 and 2) and MW-26 (Screen 1); however, no detections exceeded the state and federal MCL (5.0 µg/L).
- During the third quarter 2012, PCE was detected in MW-17 (Screen 2), MW-18 (Screens 3 and 4), MW-19 (Screens 2 through 5), MW-20 (Screens 2 and 3), MW-21 (Screens 1 through 5) and MW-26 (Screen 1); however, no detections exceeded the state and federal MCL (5.0 µg/L) during the third quarter 2012.

OTHER NOTABLE ANALYTICAL RESULTS

- During the third quarter 2012, Cr(VI) was detected below the state MCL of 50.0 µg/L in MW-18 (Screens 3 [2.0] µg/L and 4 [2.0] µg/L), MW-21 (Screen 5 [1.0] µg/L) and MW-25 (Screens 2 [2.0] µg/L and 3 [3.0 µg/L]).
- During the third quarter 2012, total chromium was detected below the state MCL of 50.0 µg/L in MW-17 (Screen 3 [1.3] µg/L), MW-18 (Screen 4 [2.8] µg/L) and MW-25 (Screens 1 through 4 [1.5] µg/L, 2.8] µg/L, 3.2 µg/L and 1.1] µg/L, respectively]).

ALL WELL CATEGORIES (OTHER RESULTS)

- Comparing the second quarter 2012 to the third quarter 2012, groundwater levels dropped an average of approximately 18.92 ft.
- Groundwater level measurements collected during the third quarter 2012 indicate that groundwater gradients and flow directions are generally consistent with previous observations (see Figure 8).

ATTACHMENTS

Attachments to this technical memorandum include the following:

- Attachment 1: Quality Assurance/Quality Control Summary
 - Attachment 2: Data Validation Reports (Summary Sheets)
 - Attachment 3: Laboratory Analytical Reports (Summary Sheets)
 - Attachment 4: Field Logs
 - Attachment 5: Water Level Measurements
 - Attachment 6: Time-Series Concentration Plots
 - Attachment 7: Tables 1A, 2A and 3A (Historical Perchlorate, VOCs and Metals from 1996 to present)
-

FIGURES

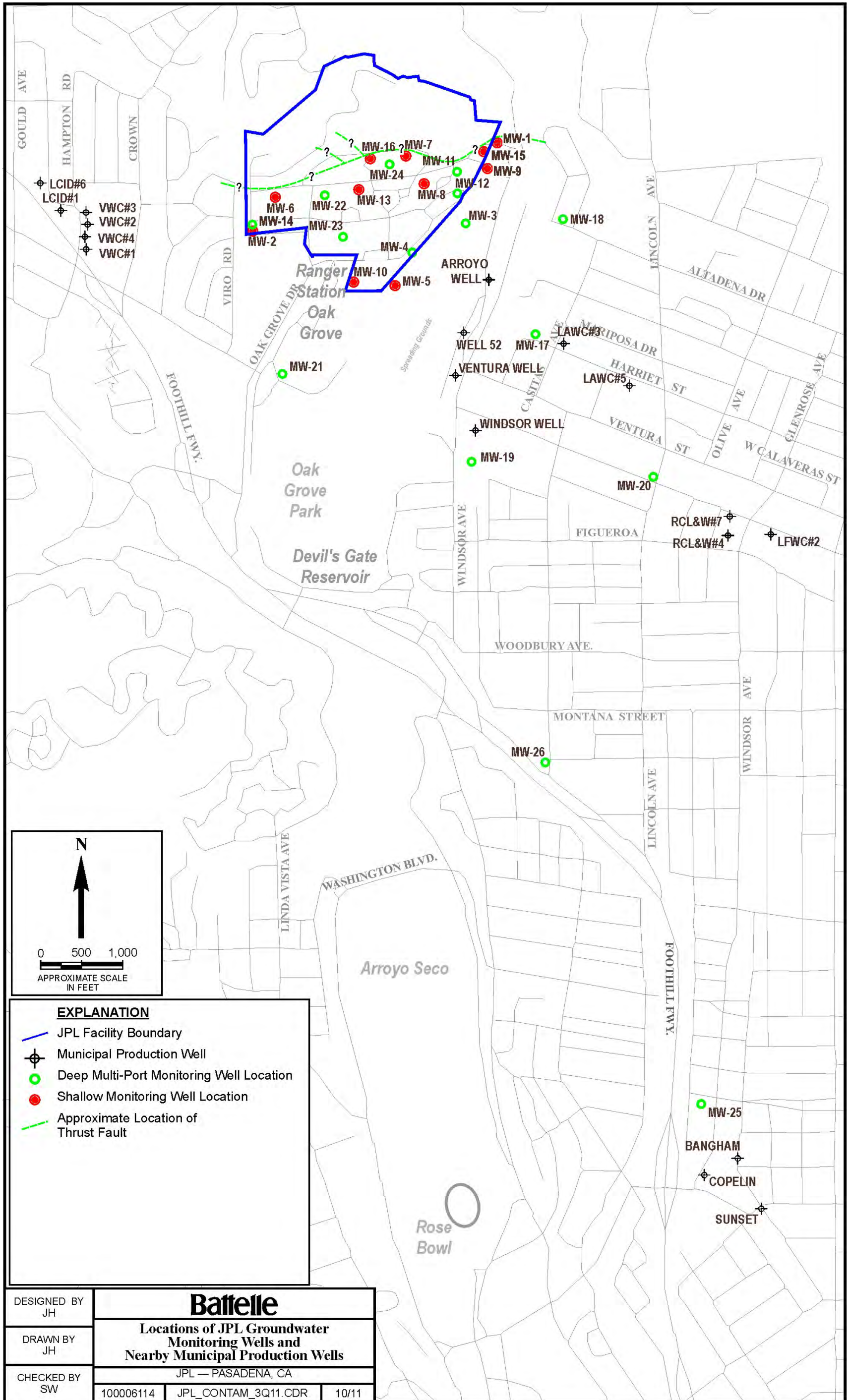


Figure 1.

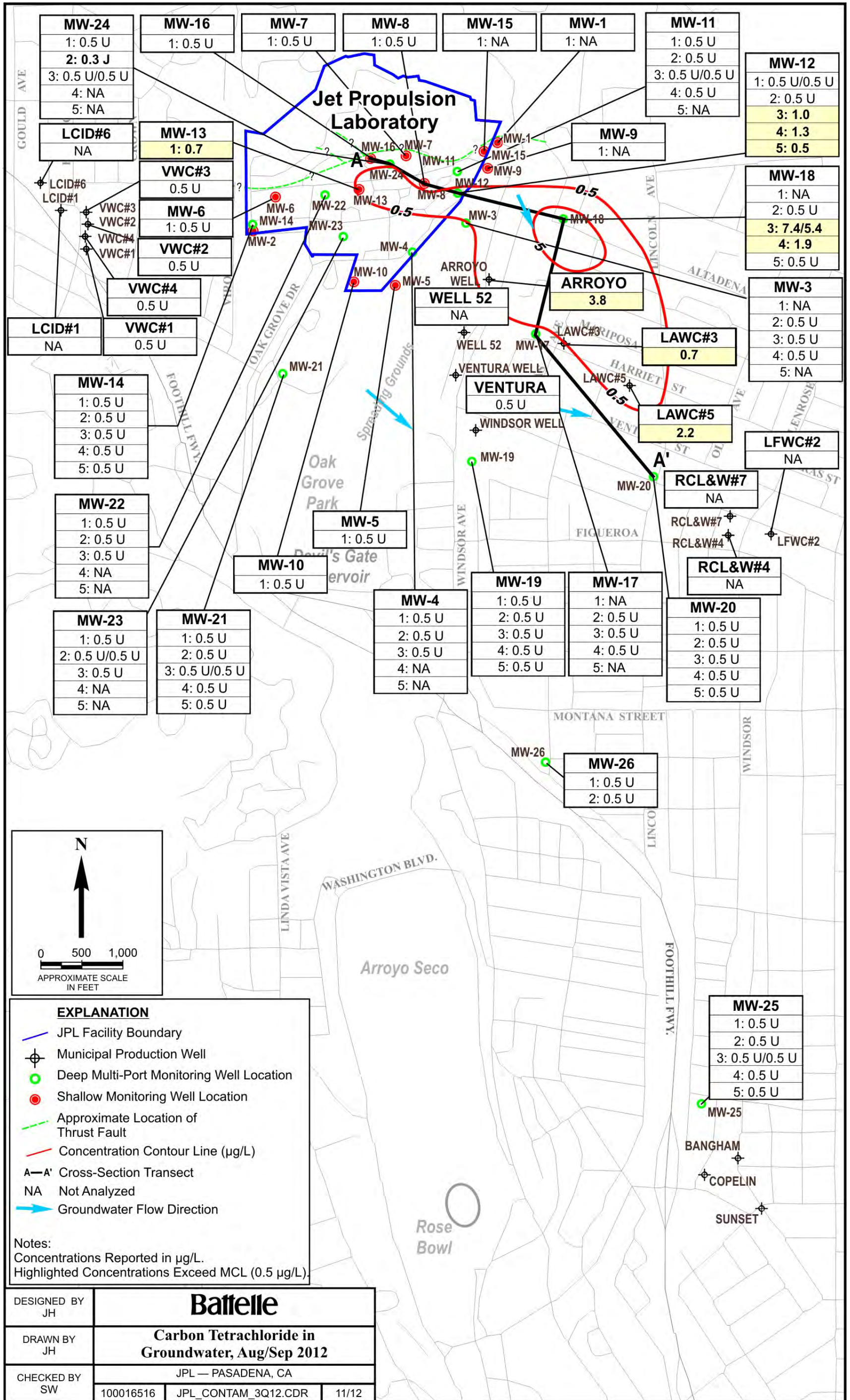


Figure 2.

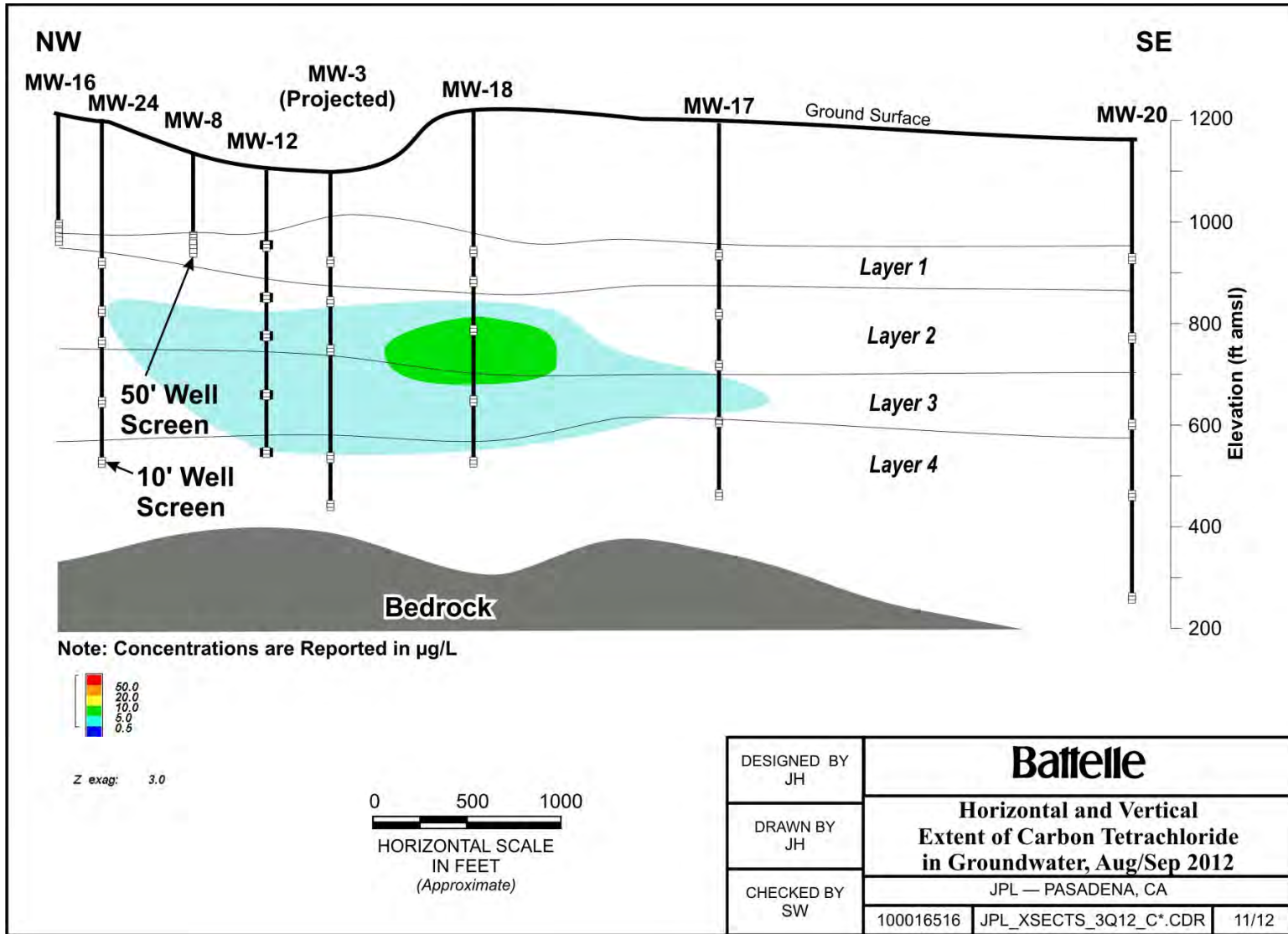


Figure 3.

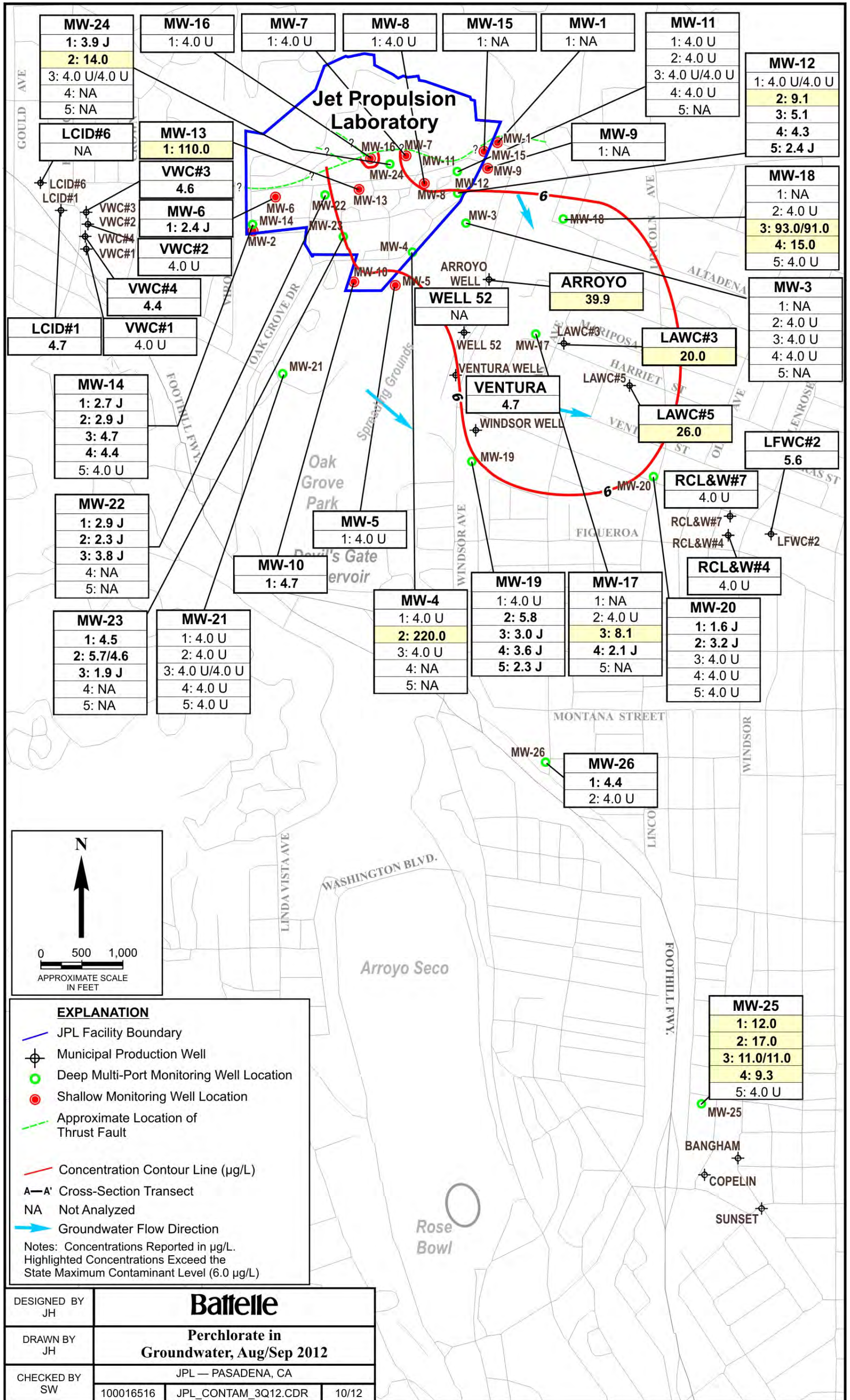


Figure 4.

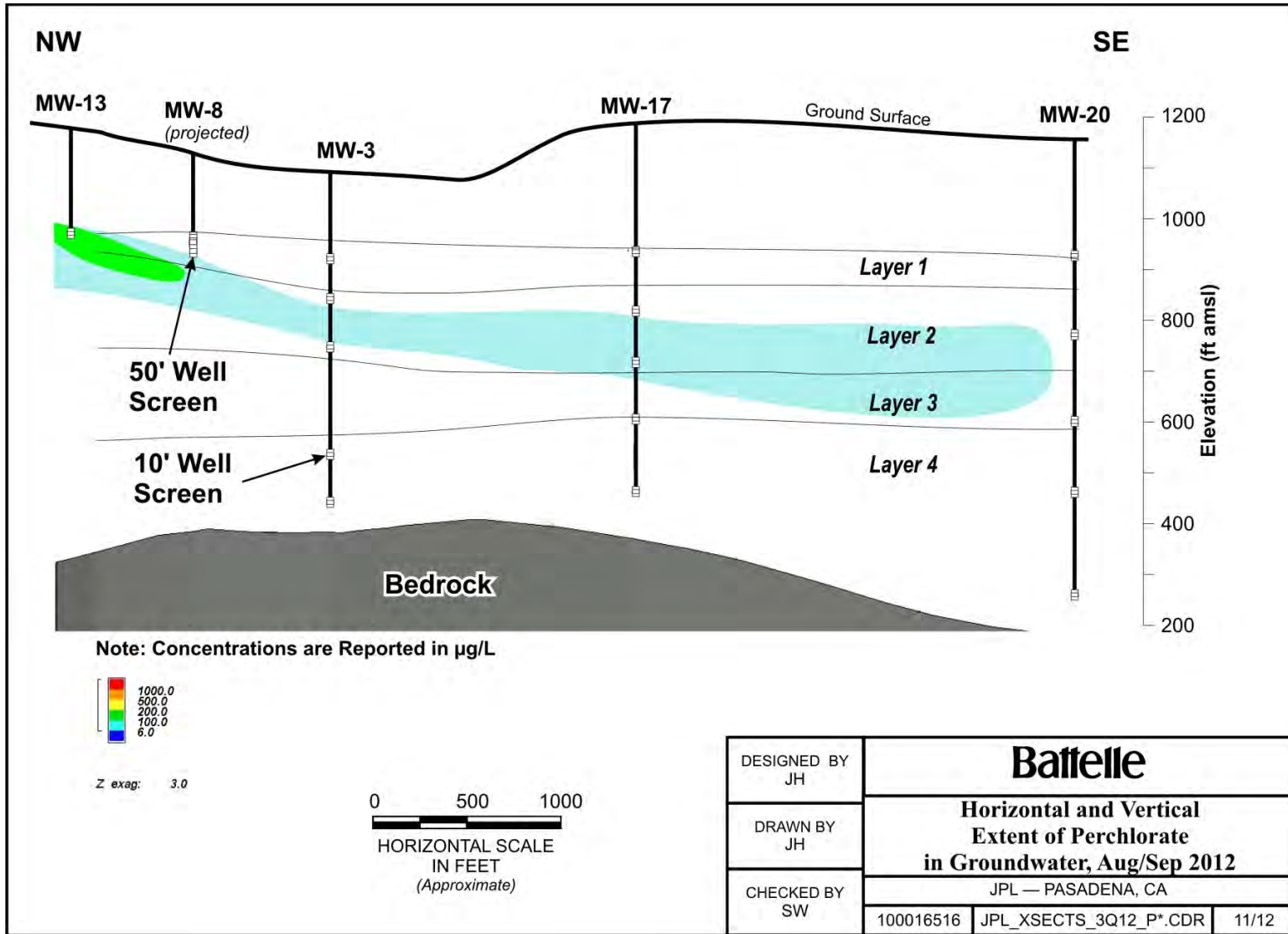


Figure 5.

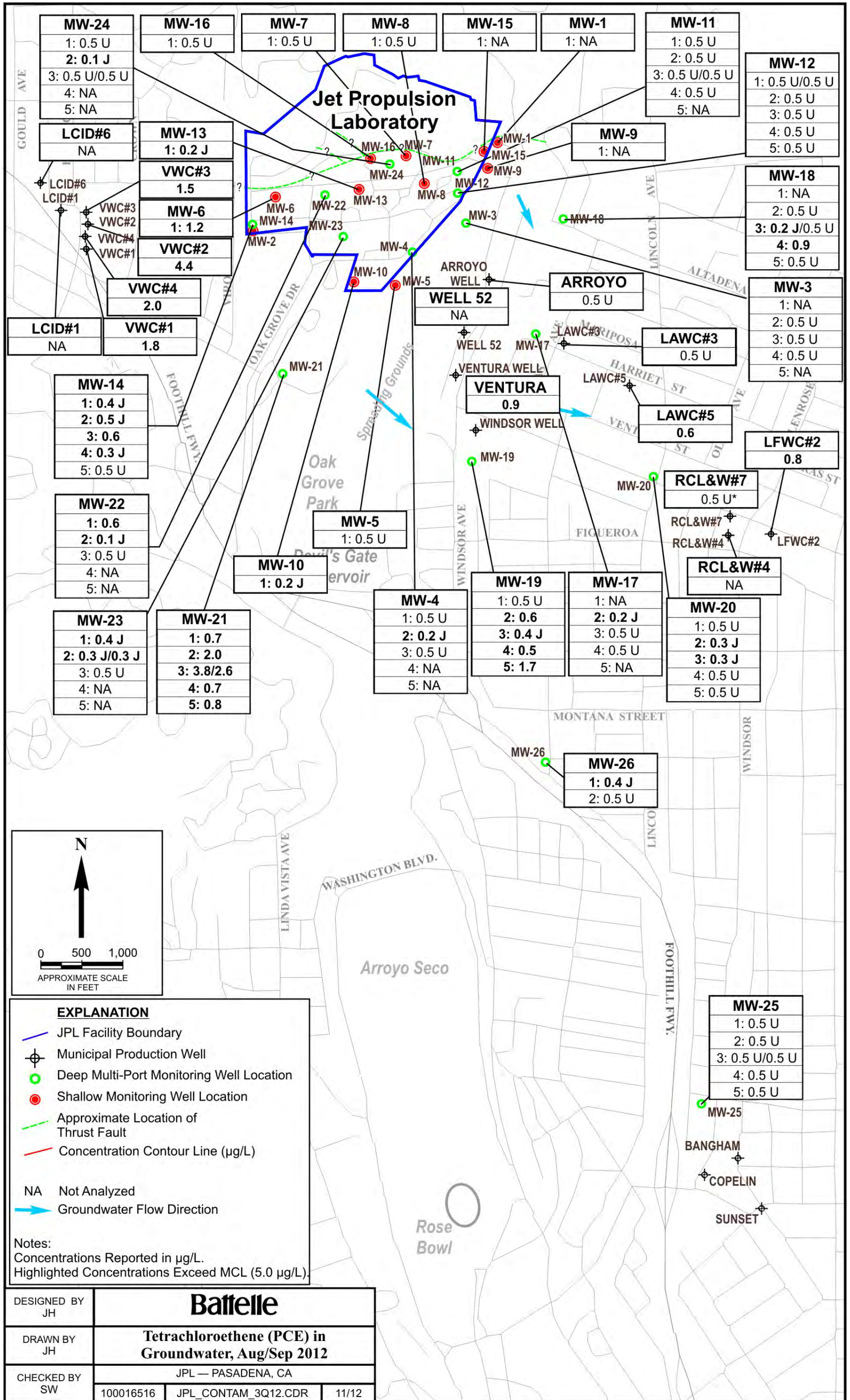


Figure 6.

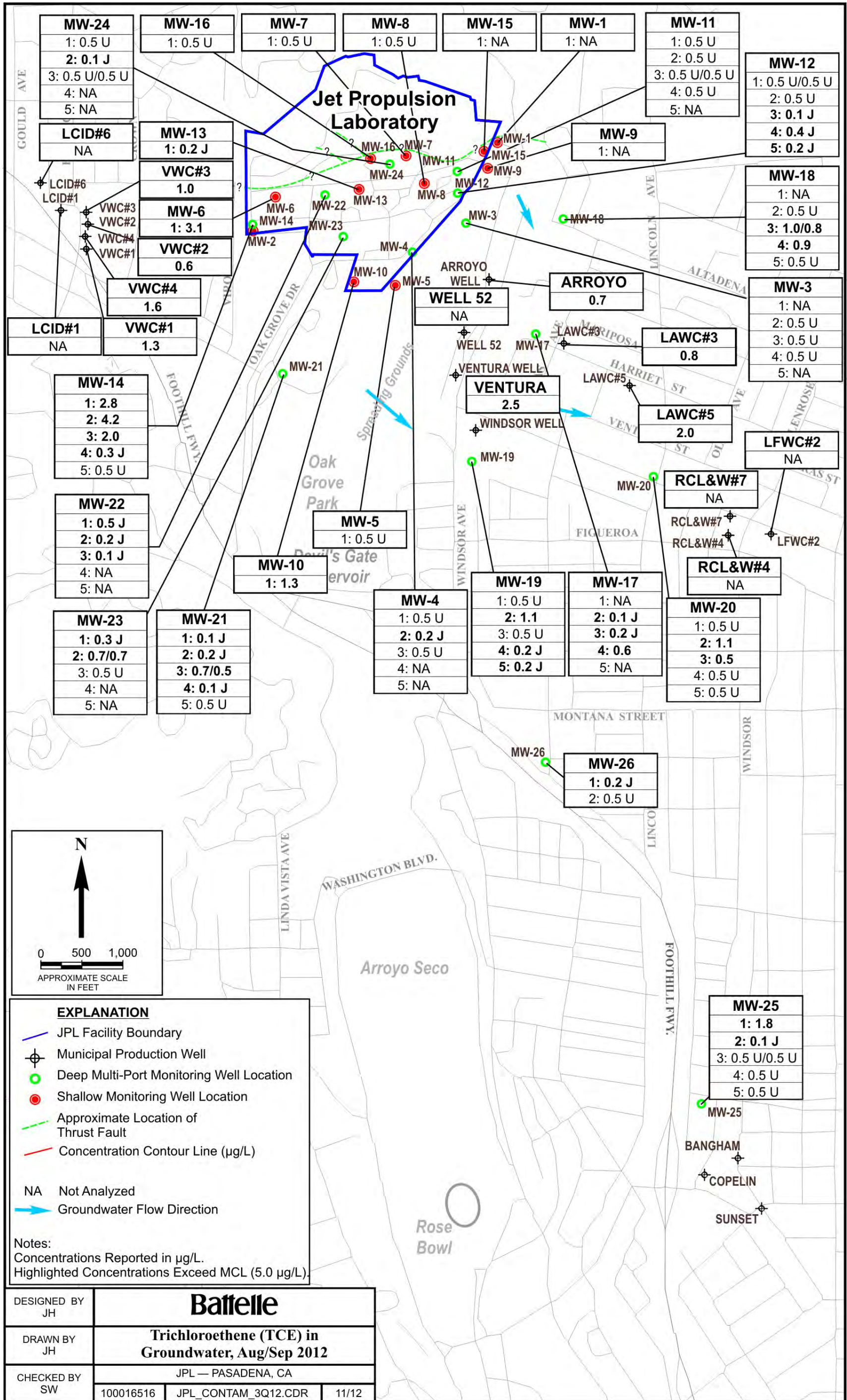


Figure 7.

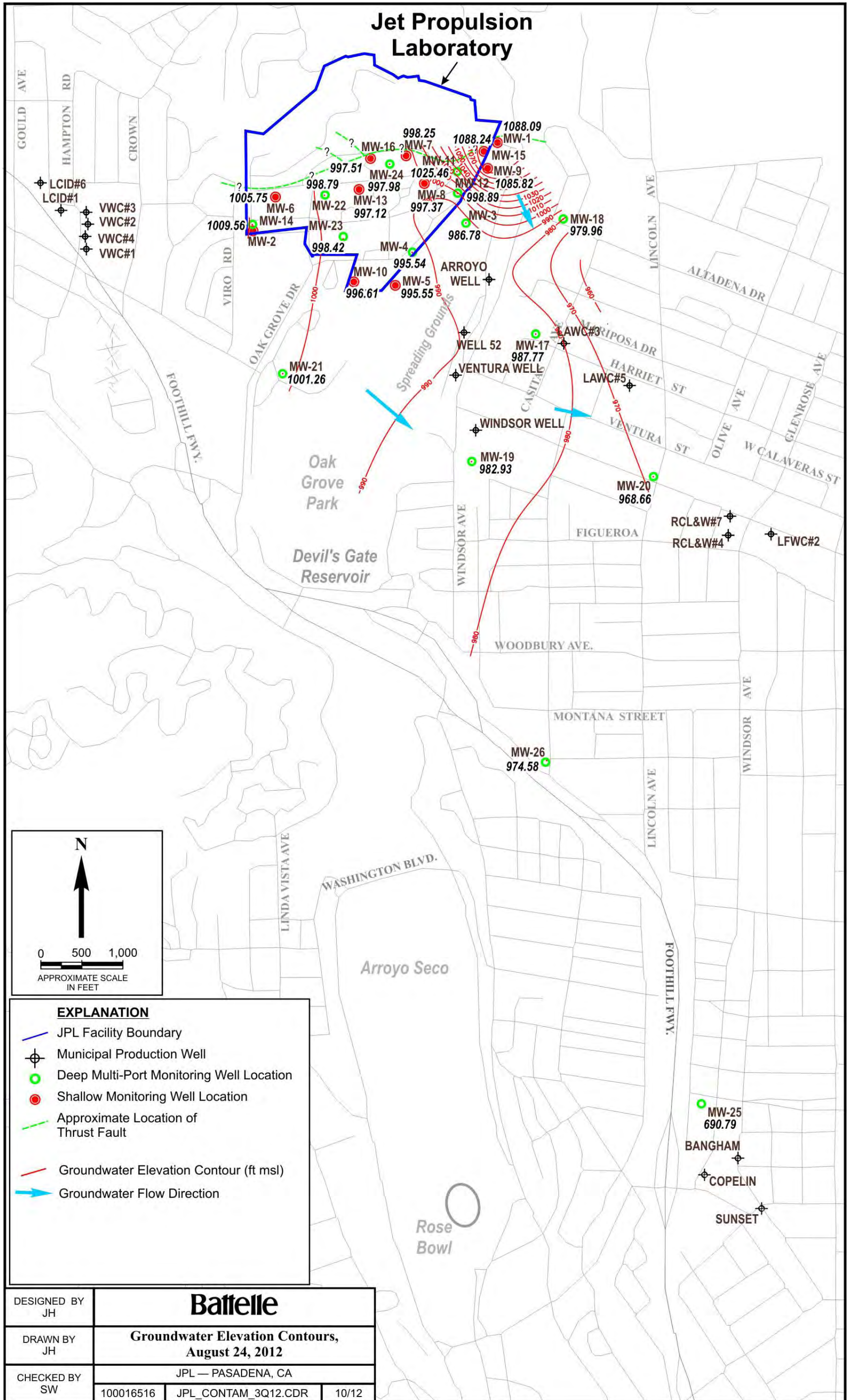


Figure 8.

TABLES

TABLE 1
SUMMARY OF VOLATILE ORGANIC COMPOUNDS AND PERCHLORATE DETECTED
DURING THE LAST FOUR SAMPLING EVENTS OF THE LONG-TERM QUARTERLY GROUNDWATER SAMPLING PROGRAM

(All concentrations reported in µg/L.)

(Shaded values exceed State or Federal MCLs or action levels.)

Sample Location	Sampling Event	Sample Number	Carbon tetrachloride	TCE	PCE	1,1-DCA	1,2-DCA	1,1-DCE	Freon 113	Chloroform	Perchlorate	Other Volatile Organic Compounds and 1,4-Dioxane, NDMA, NDPA, 1,2,3-TCP
MW-1	Nov/Dec 2011	MW-1	0.5 U	0.5 U	0.5 U	0.5 U	0.5 U	0.5 U	0.5 U	0.5 U	1.0 U	
MW-1	Apr/May 2012	MW-1	0.5 U	0.5 U	0.5 U	0.5 U	0.5 U	0.5 U	0.5 U	0.5 U	1.0 U	
MW-3 Screen 1	Nov/Dec 2011	MW-3-1	0.5 U	0.5 U	0.5 U	0.5 U	0.5 U	0.5 U	0.5 U	0.5 U	1.0 U	
MW-3 Screen 1	Apr/May 2012	MW-3-1	0.5 U	0.5 U	0.5 U	0.5 U	0.5 U	0.5 U	0.5 U	0.5 U	1.0 U	
MW-3 Screen 1	Apr/May 2012	DUPE-4-2Q12	0.5 U	0.5 U	0.5 U	0.5 U	0.5 U	0.5 U	0.5 U	0.5 U	1.0 U	
MW-3 Screen 2	Nov/Dec 2011	MW-3-2	0.5 U	0.5 U	0.5 U	0.5 U	0.5 U	0.5 U	0.5 U	0.5 U	1.0 U	
MW-3 Screen 2	Jan/Feb 2012	MW-3-2	0.5 U	0.5 U	0.5 U	0.5 U	0.5 U	0.5 U	0.5 U	0.5 U	1.0 U	
MW-3 Screen 2	Apr/May 2012	MW-3-2	0.5 U	0.5 U	0.5 U	0.5 U	0.5 U	0.5 U	0.5 U	0.5 U	1.3	
MW-3 Screen 2	Aug/Sep 2012	MW-3-2	0.5 U	0.5 U	0.5 U	0.5 U	0.5 U	0.5 U	0.5 U	0.5 U	4.0 U	
MW-3 Screen 3	Nov/Dec 2011	MW-3-3	1.0 U	1.0 U	1.0 U	1.0 U	1.0 U	1.0 U	1.0 U	1.0 U	1.0 U	Ethylbenzene 1.3
MW-3 Screen 3	Jan/Feb 2012	MW-3-3	1.0 U	1.0 U	1.0 U	1.0 U	1.0 U	1.0 U	1.0 U	1.0 U	1.0 U	Ethylbenzene 1.2
MW-3 Screen 3	Apr/May 2012	MW-3-3	1.0 U	1.0 U	1.0 U	1.0 U	1.0 U	1.0 U	1.0 U	1.0 U	1.0 U	Ethylbenzene 0.9
MW-3 Screen 3	Aug/Sep 2012	MW-3-3	0.5 U	0.5 U	0.5 U	0.5 U	0.5 U	0.5 U	0.5 U	0.5 U	4.0 U	Ethylbenzene 1.2 Styrene 1.0 Toluene 0.2 J
MW-3 Screen 4	Nov/Dec 2011	MW-3-4	0.5 U	0.5 U	0.5 U	0.5 U	0.5 U	0.5 U	0.5 U	0.5 U	1.0 U	
MW-3 Screen 4	Nov/Dec 2011	DUPE-3-4Q11	0.5 U	0.5 U	0.5 U	0.5 U	0.5 U	0.5 U	0.5 U	0.5 U	1.6	
MW-3 Screen 4	Jan/Feb 2012	MW-3-4	0.5 U	0.5 U	0.5 U	0.5 U	0.5 U	0.5 U	0.5 U	0.5 U	1.0 U	
MW-3 Screen 4	Apr/May 2012	MW-3-4	0.5 U	0.5 U	0.5 U	0.5 U	0.5 U	0.5 U	0.5 U	0.5 U	1.0 U	
MW-3 Screen 4	Aug/Sep 2012	MW-3-4	0.5 U	0.5 U	0.5 U	0.5 U	0.5 U	0.5 U	0.5 U	0.5 U	4.0 U	Ethylbenzene 0.1 J Styrene 0.1 J
MW-3 Screen 5	Nov/Dec 2011	MW-3-5	0.5 U	0.5 U	0.5 U	0.5 U	0.5 U	0.5 U	0.5 U	0.5 U	1.0 U	
MW-3 Screen 5	Apr/May 2012	MW-3-5	0.5 U	0.5 U	0.5 U	0.5 U	0.5 U	0.5 U	0.5 U	0.5 U	1.0 U	
MW-4 Screen 1	Nov/Dec 2011	MW-4-1	0.5 U	0.5 U	0.5 U	0.5 U	0.5 U	0.5 U	0.5 U	0.5 U	1.0 U	
MW-4 Screen 1	Jan/Feb 2012	MW-4-1	0.5 U	0.5 U	0.5 U	0.5 U	0.5 U	0.5 U	0.5 U	0.5 U	1.0 U	
MW-4 Screen 1	Apr/May 2012	MW-4-1	0.5 U	0.5 U	0.5 U	0.5 U	0.5 U	0.5 U	0.5 U	0.5 U	1.0 U	
MW-4 Screen 1	Aug/Sep 2012	MW-4-1	0.5 U	0.5 U	0.5 U	0.5 U	0.5 U	0.5 U	0.5 U	0.5 U	4.0 U	
MW-4 Screen 2	Nov/Dec 2011	MW-4-2	0.5 U	0.5 U	1.1	0.5 U	0.5 U	0.5 U	0.5 U	0.5	46.8	
MW-4 Screen 2	Jan/Feb 2012	MW-4-2	0.5 U	0.5 U	0.6	0.5 U	0.5 U	0.5 U	0.5 U	0.5 U	157.0 J	
MW-4 Screen 2	Apr/May 2012	MW-4-2	0.5 U	0.5 U	0.5 U	0.5 U	0.5 U	0.5 U	0.5 U	0.5 U	157.0	
MW-4 Screen 2	Aug/Sep 2012	MW-4-2	0.5 U	0.2 J	0.2 J	0.5 U	0.5 U	0.5 U	0.5 U	1.4	220.0	Bromodichloromethane 1.0 Dibromochloromethane 0.6
MW-4 Screen 3	Nov/Dec 2011	MW-4-3	0.5 U	0.5 U	0.5 U	0.5 U	0.5 U	0.5 U	0.5 U	0.5 U	1.0 U	
MW-4 Screen 3	Jan/Feb 2012	MW-4-3	0.5 U	0.5 U	0.5 U	0.5 U	0.5 U	0.5 U	0.5 U	0.5 U	1.0 U	

Sample Location	Sampling Event	Sample Number	Carbon tetrachloride	TCE	PCE	1,1-DCA	1,2-DCA	1,1-DCE	Freon 113	Chloroform	Perchlorate	Other Volatile Organic Compounds and 1,4-Dioxane, NDMA, NDPA, 1,2,3-TCP	
MW-4 Screen 3	Apr/May 2012	MW-4-3	0.5 U	0.5 U	0.5 U	0.5 U	0.5 U	0.5 U	0.5 U	0.5 U	1.0 U		
MW-4 Screen 3	Aug/Sep 2012	MW-4-3	0.5 U	0.5 U	0.5 U	0.5 U	0.5 U	0.5 U	0.5 U	0.5 U	4.0 U		
MW-4 Screen 4	Nov/Dec 2011	MW-4-4	0.5 U	0.5 U	0.5 U	0.5 U	0.5 U	0.5 U	0.5 U	0.5 U	1.0 U		
MW-4 Screen 4	Apr/May 2012	MW-4-4	0.5 U	0.5 U	0.5 U	0.5 U	0.5 U	0.5 U	0.5 U	0.5 U	1.0 U		
MW-4 Screen 5	Nov/Dec 2011	MW-4-5	0.5 U	0.5 U	0.5 U	0.5 U	0.5 U	0.5 U	0.5 U	0.5 U	1.0 U		
MW-4 Screen 5	Apr/May 2012	MW-4-5	0.5 U	0.5 U	0.5 U	0.5 U	0.5 U	0.5 U	0.5 U	0.5 U	1.0 U		
MW-5	Nov/Dec 2011	MW-5	0.5 U	0.5 U	0.5 U	0.5 U	0.5 U	0.5 U	0.5 U	0.5 U	1.0 U		
MW-5	Jan/Feb 2012	MW-5	0.5 U	0.5 U	0.5 U	0.5 U	0.5 U	0.5 U	0.5 U	0.5 U	1.0 U		
MW-5	Apr/May 2012	MW-5	0.5 U	0.5 U	0.5 U	0.5 U	0.5 U	0.5 U	0.5 U	0.5 U	1.0 U		
MW-5	Apr/May 2012	DUPE-7-2Q12	0.5 U	0.5 U	0.5 U	0.5 U	0.5 U	0.5 U	0.5 U	0.5 U	1.0 U		
MW-5	Aug/Sep 2012	MW-5	0.5 U	0.5 U	0.5 U	0.5 U	0.5 U	0.5 U	0.5 U	0.5 U	4.0 U		
MW-6	Nov/Dec 2011	MW-6	0.5 U	2.8	1.2	0.5 U	0.5 U	0.5 U	0.5 U	0.6	2.1		
MW-6	Jan/Feb 2012	MW-6	0.5 U	2.8	1.2	0.5 U	0.5 U	0.5 U	0.5 U	0.5 U	3.8		
MW-6	Jan/Feb 2012	DUPE-5-1Q12	0.5 U	2.5	1.1	0.5 U	0.5 U	0.5 U	0.5 U	0.5 U	4.0		
MW-6	Apr/May 2012	MW-6	0.5 U	3.1	1.0	0.5 U	0.5 U	0.5 U	0.5 U	0.5	3.4		
MW-6	Aug/Sep 2012	MW-6	0.5 U	3.1	1.2	0.3 J	0.5 U	0.3 J	0.5 U	0.7	2.4 J		
MW-7	Nov/Dec 2011	MW-7	0.5 U	0.5 U	0.5 U	0.5 U	0.5 U	0.5 U	0.5 U	1.6	2.0		
MW-7	Jan/Feb 2012	MW-7	0.5 U	0.5 U	0.5 U	0.5 U	0.5 U	0.5 U	0.5 U	0.5 U	3.6 J		
MW-7	Apr/May 2012	MW-7	0.5 U	0.5 U	0.5 U	0.5 U	0.5 U	0.5 U	0.5 U	0.5 U	1.3		
MW-7	Aug/Sep 2012	MW-7	0.5 U	0.5 U	0.5 U	0.5 U	0.5 U	0.5 U	0.5 U	8.7	4.0 U	Bromodichloromethane Bromoform Dibromochloromethane	11.0 2.2 7.1
MW-8	Nov/Dec 2011	MW-8	0.5 U	0.5 U	0.5 U	0.5 U	0.5 U	0.5 U	0.5 U	0.5 U	1.0 U		
MW-8	Jan/Feb 2012	MW-8	0.5 U	0.5 U	0.5 U	0.5 U	0.5 U	0.5 U	0.5 U	0.5 U	1.0 U		
MW-8	Apr/May 2012	MW-8	0.5 U	0.5 U	0.5 U	0.5 U	0.5 U	0.5 U	0.5 U	0.5 U	1.0 U		
MW-8	Aug/Sep 2012	MW-8	0.5 U	0.5 U	0.5 U	0.5 U	0.5 U	0.5 U	0.5 U	0.5 U	4.0 U		
MW-9	Nov/Dec 2011	MW-9	0.5 U	0.5 U	0.5 U	0.5 U	0.5 U	0.5 U	0.5 U	0.5 U	1.0 U		
MW-9	Apr/May 2012	MW-9	0.5 U	0.5 U	0.5 U	0.5 U	0.5 U	0.5 U	0.5 U	0.5 U	1.0 U		
MW-10	Nov/Dec 2011	MW-10	0.5 U	0.5 U	0.5 U	0.5 U	0.5 U	0.5 U	0.5 U	0.5 U	1.0 U		
MW-10	Jan/Feb 2012	MW-10	0.5 U	0.5 U	0.5 U	0.5 U	0.5 U	0.5 U	0.5 U	0.5 U	1.0		
MW-10	Apr/May 2012	MW-10	0.5 U	0.5 U	0.5 U	0.5 U	0.5 U	0.5 U	0.5 U	0.5 U	1.0 U		
MW-10	Aug/Sep 2012	MW-10	0.5 U	1.3	0.2 J	0.5 U	0.5 U	0.5 U	0.5 U	0.4 J	4.7		
MW-11 Screen 1	Nov/Dec 2011	MW-11-1	0.5 U	0.5 U	0.5 U	0.5 U	0.5 U	0.5 U	0.5 U	0.5 U	1.0 U		
MW-11 Screen 1	Jan/Feb 2012	MW-11-1	0.5 U	0.5 U	0.5 U	0.5 U	0.5 U	0.5 U	0.5 U	0.5 U	1.0 U		
MW-11 Screen 1	Apr/May 2012	MW-11-1	0.5 U	0.5 U	0.5 U	0.5 U	0.5 U	0.5 U	0.5 U	0.5 U	1.0 U		
MW-11 Screen 1	Aug/Sep 2012	MW-11-1	0.5 U	0.5 U	0.5 U	0.5 U	0.5 U	0.5 U	0.5 U	0.5 U	4.0 U		
MW-11 Screen 2	Nov/Dec 2011	MW-11-2	0.5 U	0.5 U	0.5 U	0.5 U	0.5 U	0.5 U	0.5 U	0.5 U	1.0 U		
MW-11 Screen 2	Nov/Dec 2011	DUP-8-4Q11	0.5 U	0.5 U	0.5 U	0.5 U	0.5 U	0.5 U	0.5 U	0.5 U	1.0 U		
MW-11 Screen 2	Jan/Feb 2012	MW-11-2	0.5 U	0.5 U	0.5 U	0.5 U	0.5 U	0.5 U	0.5 U	0.5 U	1.0 U		
MW-11 Screen 2	Apr/May 2012	MW-11-2	0.5 U	0.5 U	0.5 U	0.5 U	0.5 U	0.5 U	0.5 U	0.5 U	1.0 U		

Sample Location	Sampling Event	Sample Number	Carbon tetrachloride	TCE	PCE	1,1-DCA	1,2-DCA	1,1-DCE	Freon 113	Chloroform	Perchlorate	Other Volatile Organic Compounds and 1,4-Dioxane, NDMA, NDPA, 1,2,3-TCP	
MW-11 Screen 2	Aug/Sep 2012	MW-11-2	0.5 U	0.5 U	0.5 U	0.5 U	0.5 U	0.5 U	0.5 U	0.5 U	4.0 U	Styrene	0.1 J
MW-11 Screen 3	Nov/Dec 2011	MW-11-3	0.5 U	0.5 U	0.5 U	0.5 U	0.5 U	0.5 U	0.5 U	0.5 U	1.0 U		
MW-11 Screen 3	Jan/Feb 2012	MW-11-3	0.5 U	0.5 U	0.5 U	0.5 U	0.5 U	0.5 U	0.5 U	0.5 U	1.0 U		
MW-11 Screen 3	Apr/May 2012	MW-11-3	0.5 U	0.5 U	0.5 U	0.5 U	0.5 U	0.5 U	0.5 U	0.5 U	1.0 U		
MW-11 Screen 3	Aug/Sep 2012	MW-11-3	0.5 U	0.5 U	0.5 U	0.5 U	0.5 U	0.5 U	0.5 U	0.5 U	4.0 U	Carbon disulfide Styrene	0.4 J 0.2 J
MW-11 Screen 3	Aug/Sep 2012	DUPE-3-3Q12	0.5 U	0.5 U	0.5 U	0.5 U	0.5 U	0.5 U	0.5 U	0.5 U	4.0 U	Carbon disulfide Styrene	0.4 J 0.2 J
MW-11 Screen 4	Nov/Dec 2011	MW-11-4	0.5 U	0.5 U	0.5 U	0.5 U	0.5 U	0.5 U	0.5 U	0.5 U	1.0 U		
MW-11 Screen 4	Jan/Feb 2012	MW-11-4	0.5 U	0.5 U	0.5 U	0.5 U	0.5 U	0.5 U	0.5 U	0.5 U	1.0 U		
MW-11 Screen 4	Jan/Feb 2012	DUPE-2-1Q12	0.5 U	0.5 U	0.5 U	0.5 U	0.5 U	0.5 U	0.5 U	0.5 U	1.0 U		
MW-11 Screen 4	Apr/May 2012	MW-11-4	0.5 U	0.5 U	0.5 U	0.5 U	0.5 U	0.5 U	0.5 U	0.5 U	1.0 U		
MW-11 Screen 4	Aug/Sep 2012	MW-11-4	0.5 U	0.5 U	0.5 U	0.5 U	0.5 U	0.5 U	0.5 U	0.5 U	4.0 U	Carbon disulfide Styrene	0.8 J 0.2 J
MW-11 Screen 5	Nov/Dec 2011	MW-11-5	0.5 U	0.5 U	0.5 U	0.5 U	0.5 U	0.5 U	0.5 U	0.5 U	1.0 U		
MW-11 Screen 5	Apr/May 2012	MW-11-5	0.5 U	0.5 U	0.5 U	0.5 U	0.5 U	0.5 U	0.5 U	0.5 U	1.0 U		
MW-12 Screen 1	Nov/Dec 2011	MW-12-1	0.5 U	0.5 U	0.5 U	0.5 U	0.5 U	0.5 U	0.5 U	0.5 U	1.0 U		
MW-12 Screen 1	Jan/Feb 2012	MW-12-1	0.5 U	0.5 U	0.5 U	0.5 U	0.5 U	0.5 U	0.5 U	0.5 U	1.0 U		
MW-12 Screen 1	Apr/May 2012	MW-12-1	0.5 U	0.5 U	0.5 U	0.5 U	0.5 U	0.5 U	0.5 U	0.5 U	1.0 U		
MW-12 Screen 1	Aug/Sep 2012	MW-12-1	0.5 U	0.5 U	0.5 U	0.5 U	0.5 U	0.5 U	0.5 U	0.5 U	4.0 U		
MW-12 Screen 1	Aug/Sep 2012	DUPE-5-3Q12	0.5 U	0.5 U	0.5 U	0.5 U	0.5 U	0.5 U	0.5 U	0.5 U	4.0 U		
MW-12 Screen 2	Nov/Dec 2011	MW-12-2	0.5 U	0.5 U	0.5 U	0.5 U	0.5 U	0.5 U	0.5 U	0.5 U	5.3		
MW-12 Screen 2	Jan/Feb 2012	MW-12-2	0.5 U	0.5 U	0.5 U	0.5 U	0.5 U	0.5 U	0.5 U	0.5 U	9.3		
MW-12 Screen 2	Apr/May 2012	MW-12-2	0.5 U	0.5 U	0.5 U	0.5 U	0.5 U	0.5 U	0.5 U	0.5 U	10.7		
MW-12 Screen 2	Aug/Sep 2012	MW-12-2	0.5 U	0.5 U	0.5 U	0.5 U	0.5 U	0.5 U	0.5 U	0.5 U	9.1		
MW-12 Screen 3	Nov/Dec 2011	MW-12-3	2.0	0.5 U	0.5 U	0.5 U	0.5 U	0.5 U	0.5 U	0.9	4.4		
MW-12 Screen 3	Jan/Feb 2012	MW-12-3	1.3	0.5 U	0.5 U	0.5 U	0.5 U	0.5 U	0.5 U	0.5	5.5		
MW-12 Screen 3	Apr/May 2012	MW-12-3	0.7	0.5 U	0.5 U	0.5 U	0.5 U	0.5 U	0.5 U	0.6	2.1		
MW-12 Screen 3	Aug/Sep 2012	MW-12-3	1.0	0.1 J	0.5 U	0.5 U	0.5 U	0.5 U	0.5 U	0.6	5.1		
MW-12 Screen 4	Nov/Dec 2011	MW-12-4	0.9	0.5 U	0.5 U	0.5 U	0.5 U	0.5 U	0.5 U	0.7	2.9		
MW-12 Screen 4	Jan/Feb 2012	MW-12-4	1.2	0.5 U	0.5 U	0.5 U	0.5 U	0.5 U	0.5 U	0.6	5.2		
MW-12 Screen 4	Apr/May 2012	MW-12-4	0.7	0.5 U	0.5 U	0.5 U	0.5 U	0.5 U	0.5 U	0.6	3.9		
MW-12 Screen 4	Aug/Sep 2012	MW-12-4	1.3	0.4 J	0.5 U	0.5 U	0.5 U	0.5 U	0.5 U	0.9	4.3		
MW-12 Screen 5	Nov/Dec 2011	MW-12-5	0.5 U	0.5 U	0.5 U	0.5 U	0.5 U	0.5 U	0.5 U	0.5 U	2.0 J		
MW-12 Screen 5	Jan/Feb 2012	MW-12-5	0.7	0.5 U	0.5 U	0.5 U	0.5 U	0.5 U	0.5 U	0.5 U	3.1		
MW-12 Screen 5	Apr/May 2012	MW-12-5	0.5 U	0.5 U	0.5 U	0.5 U	0.5 U	0.5 U	0.5 U	0.5 U	2.4		
MW-12 Screen 5	Aug/Sep 2012	MW-12-5	0.5	0.2 J	0.5 U	0.5 U	0.5 U	0.5 U	0.5 U	0.4 J	2.4 J		
MW-13	Nov/Dec 2011	MW-13	1.9	1.5	0.8	0.5 U	0.5 U	0.5 U	0.5 U	6.2	487.0	Bromodichloromethane	1.1
MW-13	Jan/Feb 2012	MW-13	1.5	0.5 U	0.6	0.5 U	0.5 U	0.5 U	0.5 U	7.1	346.0	Bromodichloromethane Dibromochloromethane	2.6 0.6

Sample Location	Sampling Event	Sample Number	Carbon tetrachloride	TCE	PCE	1,1-DCA	1,2-DCA	1,1-DCE	Freon 113	Chloroform	Perchlorate	Other Volatile Organic Compounds and 1,4-Dioxane, NDMA, NDPA, 1,2,3-TCP	
MW-13	Jan/Feb 2012	DUPE-6-1Q12	1.5	0.5 U	0.5	0.5 U	0.5 U	0.5 U	0.5 U	7.1	349.0	Bromodichloromethane	2.6
												Dibromochloromethane	0.6
MW-13	Apr/May 2012	MW-13	0.9	0.6	0.5 U	0.5 U	0.5 U	0.5 U	0.5 U	7.6	189.0	1,4-Dioxane	2.5
MW-13	Aug/Sep 2012	MW-13	0.7	0.2 J	0.2 J	0.5 U	0.5 U	0.5 U	0.5 U	4.7	110.0	Bromodichloromethane	1.0
												Dibromochloromethane	0.2 J
MW-14 Screen 1	Nov/Dec 2011	MW-14-1	0.5 U	3.9	0.5	0.5 U	0.5 U	0.5 U	0.5 U	0.6	2.3		
MW-14 Screen 1	Jan/Feb 2012	MW-14-1	0.5 U	2.7	0.5 U	0.5 U	0.5 U	0.5 U	0.5 U	0.5 U	4.2		
MW-14 Screen 1	Apr/May 2012	MW-14-1	0.5 U	1.8	0.5 U	0.5 U	0.5 U	0.5 U	0.5 U	0.5 U	3.6		
MW-14 Screen 1	Aug/Sep 2012	MW-14-1	0.5 U	2.8	0.4 J	0.5 U	0.5 U	0.5 U	0.5 U	0.5	2.7 J	cis-1,2-Dichloroethene	0.1 J
												Methyl-tert-butyl ether (MTBE)	0.6
MW-14 Screen 2	Nov/Dec 2011	MW-14-2	0.5 U	6.7	0.5	0.5 U	0.5 U	0.5 U	0.5 U	0.6	1.5		
MW-14 Screen 2	Jan/Feb 2012	MW-14-2	0.5 U	6.7	0.6	0.5 U	0.5 U	0.5 U	0.5 U	0.5 U	4.1		
MW-14 Screen 2	Apr/May 2012	MW-14-2	0.5 U	3.7	0.5 U	0.5 U	0.5 U	0.5 U	0.5 U	0.5 U	3.7		
MW-14 Screen 2	Aug/Sep 2012	MW-14-2	0.5 U	4.2	0.5 J	0.1 J	0.5 U	0.5 U	0.5 U	0.5	2.9 J	cis-1,2-Dichloroethene	0.2 J
												trans-1,2-Dichloroethene	0.2 J
MW-14 Screen 3	Nov/Dec 2011	MW-14-3	0.5 U	2.1	0.7	0.5 U	0.5 U	0.5 U	0.5 U	0.6	3.8		
MW-14 Screen 3	Jan/Feb 2012	MW-14-3	0.5 U	1.3	0.5 U	0.5 U	0.5 U	0.5 U	0.5 U	0.5 U	6.4		
MW-14 Screen 3	Apr/May 2012	MW-14-3	0.5 U	1.4	0.5 U	0.5 U	0.5 U	0.5 U	0.5 U	0.5 U	6.1		
MW-14 Screen 3	Aug/Sep 2012	MW-14-3	0.5 U	2.0	0.6	0.3 J	0.5 U	0.5 U	0.5 U	0.5	4.7	cis-1,2-Dichloroethene	0.1 J
MW-14 Screen 4	Nov/Dec 2011	MW-14-4	0.5 U	0.5 U	0.5 U	0.5 U	0.5 U	0.5 U	0.5 U	0.5 U	4.0		
MW-14 Screen 4	Nov/Dec 2011	DUPE-5-4Q11	0.5 U	0.5 U	0.5 U	0.5 U	0.5 U	0.5 U	0.5 U	0.5 U	3.8		
MW-14 Screen 4	Jan/Feb 2012	MW-14-4	0.5 U	0.5 U	0.5 U	0.5 U	0.5 U	0.5 U	0.5 U	0.5 U	5.4		
MW-14 Screen 4	Apr/May 2012	MW-14-4	0.5 U	0.5 U	0.5 U	0.5 U	0.5 U	0.5 U	0.5 U	0.5 U	5.5		
MW-14 Screen 4	Aug/Sep 2012	MW-14-4	0.5 U	0.3 J	0.3 J	0.2 J	0.5 U	0.5 U	0.5 U	0.3 J	4.4	cis-1,2-Dichloroethene	0.2 J
MW-14 Screen 5	Nov/Dec 2011	MW-14-5	0.5 U	0.5 U	0.5 U	0.5 U	0.5 U	0.5 U	0.5 U	0.5 U	1.0 U		
MW-14 Screen 5	Jan/Feb 2012	MW-14-5	0.5 U	0.5 U	0.5 U	0.5 U	0.5 U	0.5 U	0.5 U	0.5 U	1.0 U		
MW-14 Screen 5	Apr/May 2012	MW-14-5	0.5 U	0.5 U	0.5 U	0.5 U	0.5 U	0.5 U	0.5 U	0.5 U	1.0 U		
MW-14 Screen 5	Aug/Sep 2012	MW-14-5	0.5 U	0.5 U	0.5 U	0.5 U	0.5 U	0.5 U	0.5 U	0.5 U	4.0 U		
MW-15	Nov/Dec 2011	MW-15	0.5 U	0.5 U	0.5 U	0.5 U	0.5 U	0.5 U	0.5 U	0.5 U	1.0 U		
MW-15	Apr/May 2012	MW-15	0.5 U	0.5 U	0.5 U	0.5 U	0.5 U	0.5 U	0.5 U	0.5 U	1.0 U		
MW-16	Nov/Dec 2011	MW-16	0.5 U	0.5 U	0.5 U	0.5 U	0.5 U	0.5 U	0.5 U	0.5 U	1.0 U		
MW-16	Jan/Feb 2012	MW-16	0.5 U	0.5 U	0.5 U	0.5 U	0.5 U	0.5 U	0.5 U	0.5 U	1.0 U		
MW-16	Jan/Feb 2012	DUPE-7-1Q12	0.5 U	0.5 U	0.5 U	0.5 U	0.5 U	0.5 U	0.5 U	0.5 U	1.0 U		
MW-16	Apr/May 2012	MW-16	0.5 U	0.5 U	0.5 U	0.5 U	0.5 U	0.5 U	0.5 U	0.5 U	2.9	1,4-Dioxane	0.9 J
												NDMA	0.0 J
MW-16	Apr/May 2012	DUPE-8-2Q12	0.5 U	0.5 U	0.5 U	0.5 U	0.5 U	0.5 U	0.5 U	0.5 U	2.8	1,4-Dioxane	1.0
MW-16	Aug/Sep 2012	MW-16	0.5 U	0.5 U	0.5 U	0.5 U	0.5 U	0.5 U	0.5 U	4.8	4.0 U	Bromodichloromethane	7.0
												Bromoform	7.6
												Dibromochloromethane	8.8
MW-17 Screen 1	Nov/Dec 2011	MW-17-1	0.5 U	0.5 U	0.5 U	0.5 U	0.5 U	0.5 U	0.5 U	0.5 U	1.0 U		

Sample Location	Sampling Event	Sample Number	Carbon tetrachloride	TCE	PCE	1,1-DCA	1,2-DCA	1,1-DCE	Freon 113	Chloroform	Perchlorate	Other Volatile Organic Compounds and 1,4-Dioxane, NDMA, NDPA, 1,2,3-TCP
MW-17 Screen 1	Apr/May 2012	MW-17-1	0.5 U	0.5 U	0.5 U	0.5 U	0.5 U	0.5 U	0.5 U	0.5 U	1.0 U	
MW-17 Screen 2	Nov/Dec 2011	MW-17-2	0.5 U	0.5	0.5 U	0.5 U	0.5 U	0.5 U	0.5 U	0.5 U	52.1	
MW-17 Screen 2	Jan/Feb 2012	MW-17-2	0.5 U	0.5 U	0.5 U	0.5 U	0.5 U	0.5 U	0.5 U	0.5 U	90.1 J	
MW-17 Screen 2	Apr/May 2012	MW-17-2	0.5 U	0.5 U	0.5 U	0.5 U	0.5 U	0.5 U	0.5 U	0.5 U	13.1	
MW-17 Screen 2	Aug/Sep 2012	MW-17-2	0.5 U	0.1 J	0.2 J	0.5 U	0.5 U	0.5 U	0.5 U	0.1 J	4.0 U	
MW-17 Screen 3	Nov/Dec 2011	MW-17-3	0.5 U	0.5 U	0.5 U	0.5 U	0.5 U	0.5 U	0.5 U	0.5 U	7.6	
MW-17 Screen 3	Nov/Dec 2011	DUPE-4-4Q11	0.5 U	0.5 U	0.5 U	0.5 U	0.5 U	0.5 U	0.5 U	0.5 U	7.8	
MW-17 Screen 3	Jan/Feb 2012	MW-17-3	0.5 U	0.5 U	0.5 U	0.5 U	0.5 U	0.5 U	0.5 U	0.5 U	7.3 J	
MW-17 Screen 3	Apr/May 2012	MW-17-3	0.5 U	0.5 U	0.5 U	0.5 U	0.5 U	0.5 U	0.5 U	0.5 U	7.9	
MW-17 Screen 3	Aug/Sep 2012	MW-17-3	0.5 U	0.2 J	0.5 U	0.5 U	0.5 U	0.5 U	0.5 U	0.2 J	8.1	
MW-17 Screen 4	Nov/Dec 2011	MW-17-4	0.5 U	1.0	0.5 U	0.5 U	0.5 U	0.5 U	0.5 U	0.5 U	1.0 U	
MW-17 Screen 4	Jan/Feb 2012	MW-17-4	0.5 U	0.5	0.5 U	0.5 U	0.5 U	0.5 U	0.5 U	0.5 U	1.8 J	
MW-17 Screen 4	Apr/May 2012	MW-17-4	0.5 U	0.5 U	0.5 U	0.5 U	0.5 U	0.5 U	0.5 U	0.5 U	1.0	
MW-17 Screen 4	Aug/Sep 2012	MW-17-4	0.5 U	0.6	0.5 U	0.5 U	0.5 U	0.5 U	0.5 U	0.2 J	2.1 J	
MW-17 Screen 5	Nov/Dec 2011	MW-17-5	0.5 U	0.5 U	0.5 U	0.5 U	0.5 U	0.5 U	0.5 U	0.5 U	1.0 U	
MW-17 Screen 5	Apr/May 2012	MW-17-5	0.5 U	0.5 U	0.5 U	0.5 U	0.5 U	0.5 U	0.5 U	0.5 U	1.0 U	
MW-18 Screen 1	Nov/Dec 2011	MW-18-1	0.5 U	0.5 U	0.5 U	0.5 U	0.5 U	0.5 U	0.5 U	0.5 U	1.0 U	
MW-18 Screen 1	Apr/May 2012	MW-18-1	0.5 U	0.5 U	0.5 U	0.5 U	0.5 U	0.5 U	0.5 U	0.5 U	1.0 U	
MW-18 Screen 2	Nov/Dec 2011	MW-18-2	0.5 U	0.5 U	0.5 U	0.5 U	0.5 U	0.5 U	0.5 U	0.5 U	1.0 U	
MW-18 Screen 2	Jan/Feb 2012	MW-18-2	0.5 U	0.5 U	0.5 U	0.5 U	0.5 U	0.5 U	0.5 U	0.5 U	1.0 U	
MW-18 Screen 2	Apr/May 2012	MW-18-2	0.5 U	0.5 U	0.5 U	0.5 U	0.5 U	0.5 U	0.5 U	0.5 U	1.0 U	
MW-18 Screen 2	Aug/Sep 2012	MW-18-2	0.5 U	0.5 U	0.5 U	0.5 U	0.5 U	0.5 U	0.5 U	0.5 U	4.0 U	
MW-18 Screen 3	Nov/Dec 2011	MW-18-3	37.0	3.1	0.5 U	0.5 U	0.5 U	0.5 U	0.9	3.9	110.0	
MW-18 Screen 3	Jan/Feb 2012	MW-18-3	25.0	2.4	0.5 U	0.5 U	0.5 U	0.5 U	0.5	2.8	126.0	
MW-18 Screen 3	Apr/May 2012	MW-18-3	8.3	0.8	0.5 U	0.5 U	0.5 U	0.5 U	0.5 U	1.3	64.4	
MW-18 Screen 3	Aug/Sep 2012	MW-18-3	7.4	1.0	0.2 J	0.5 U	0.5 U	0.5 U	0.2 J	1.6	93.0	
MW-18 Screen 3	Aug/Sep 2012	DUPE-1-3Q12	5.4	0.8	0.5 U	0.5 U	0.5 U	0.5 U	0.5 U	1.4	91.0	
MW-18 Screen 4	Nov/Dec 2011	MW-18-4	2.8	1.0	1.1	0.5 U	0.5 U	0.5 U	0.5 U	0.9	11.6	
MW-18 Screen 4	Jan/Feb 2012	MW-18-4	1.6	0.7	0.6	0.5 U	0.5 U	0.5 U	0.5 U	0.5 U	16.5	
MW-18 Screen 4	Apr/May 2012	MW-18-4	4.0	0.8	0.5 U	0.5 U	0.5 U	0.5 U	0.5 U	1.2	47.3	
MW-18 Screen 4	Apr/May 2012	DUPE-6-2Q12	5.1	1.0	0.5 U	0.5 U	0.5 U	0.5 U	0.5 U	1.4	46.2	
MW-18 Screen 4	Aug/Sep 2012	MW-18-4	1.9	0.9	0.9	0.5 U	0.5 U	0.5 U	0.5 U	0.8	15.0	
MW-18 Screen 5	Nov/Dec 2011	MW-18-5	0.5 U	0.5 U	0.5 U	0.5 U	0.5 U	0.5 U	0.5 U	0.5 U	1.0 U	
MW-18 Screen 5	Jan/Feb 2012	MW-18-5	0.5 U	0.5 U	0.5 U	0.5 U	0.5 U	0.5 U	0.5 U	0.5 U	1.0 U	
MW-18 Screen 5	Apr/May 2012	MW-18-5	0.5 U	0.5 U	0.5 U	0.5 U	0.5 U	0.5 U	0.5 U	0.5 U	1.0 U	
MW-18 Screen 5	Aug/Sep 2012	MW-18-5	0.5 U	0.5 U	0.5 U	0.5 U	0.5 U	0.5 U	0.5 U	0.5 U	4.0 U	
MW-19 Screen 1	Nov/Dec 2011	MW-19-1	0.5 U	0.5 U	0.5 U	0.5 U	0.5 U	0.5 U	0.5 U	0.5 U	1.0 U	Styrene 3.4
MW-19 Screen 1	Nov/Dec 2011	DUPE-2-4Q11	0.5 U	0.5 U	0.5 U	0.5 U	0.5 U	0.5 U	0.5 U	0.5 U	1.0 U	Styrene 2.8
MW-19 Screen 1	Jan/Feb 2012	MW-19-1	0.5 U	0.5 U	0.5 U	0.5 U	0.5 U	0.5 U	0.5 U	0.5 U	1.0 U	
MW-19 Screen 1	Apr/May 2012	MW-19-1	0.5 U	0.5 U	0.5 U	0.5 U	0.5 U	0.5 U	0.5 U	0.5 U	1.0 U	

Sample Location	Sampling Event	Sample Number	Carbon tetrachloride	TCE	PCE	1,1-DCA	1,2-DCA	1,1-DCE	Freon 113	Chloroform	Perchlorate	Other Volatile Organic Compounds and 1,4-Dioxane, NDMA, NDPA, 1,2,3-TCP	
MW-19 Screen 1	Aug/Sep 2012	MW-19-1	0.5 U	0.5 U	0.5 U	0.5 U	0.5 U	0.5 U	0.5 U	0.5 U	4.0 U		
MW-19 Screen 2	Nov/Dec 2011	MW-19-2	0.5 U	1.3	0.6	0.5 U	0.5 U	0.5 U	0.5 U	0.5 U	4.1		
MW-19 Screen 2	Jan/Feb 2012	MW-19-2	0.5 U	0.6	0.5 U	0.5 U	0.5 U	0.5 U	0.5 U	0.5 U	7.1		
MW-19 Screen 2	Apr/May 2012	MW-19-2	0.5 U	0.8	0.5 U	0.5 U	0.5 U	0.5 U	0.5 U	0.5 U	7.1		
MW-19 Screen 2	Apr/May 2012	DUPE-5-2Q12	0.5 U	0.9	0.5 U	0.5 U	0.5 U	0.5 U	0.5 U	0.5 U	7.1		
MW-19 Screen 2	Aug/Sep 2012	MW-19-2	0.5 U	1.1	0.6	0.3 J	0.5 U	0.5 U	0.5 U	0.5	5.8	cis-1,2-Dichloroethene	0.3 J
MW-19 Screen 3	Nov/Dec 2011	MW-19-3	0.5 U	0.5 U	0.5 U	0.5 U	0.5 U	0.5 U	0.5 U	0.5 U	3.2	Styrene	0.8
MW-19 Screen 3	Jan/Feb 2012	MW-19-3	0.5 U	0.5 U	0.5 U	0.5 U	0.5 U	0.5 U	0.5 U	0.5 U	4.0		
MW-19 Screen 3	Apr/May 2012	MW-19-3	0.5 U	0.5 U	0.5 U	0.5 U	0.5 U	0.5 U	0.5 U	0.5 U	3.7		
MW-19 Screen 3	Aug/Sep 2012	MW-19-3	0.5 U	0.5 U	0.4 J	0.5 U	0.5 U	0.5 U	0.5 U	0.2 J	3.0 J	cis-1,2-Dichloroethene	0.1 J
MW-19 Screen 4	Nov/Dec 2011	MW-19-4	0.5 U	0.5 U	0.7	0.5 U	0.5 U	0.5 U	0.5 U	0.5 U	2.3		
MW-19 Screen 4	Jan/Feb 2012	MW-19-4	0.5 U	0.5 U	0.9	0.5 U	0.5 U	0.5 U	0.5 U	0.5 U	3.8		
MW-19 Screen 4	Apr/May 2012	MW-19-4	0.5 U	0.5 U	0.5 U	0.5 U	0.5 U	0.5 U	0.5 U	0.5 U	3.9		
MW-19 Screen 4	Aug/Sep 2012	MW-19-4	0.5 U	0.2 J	0.5	0.5 U	0.5 U	0.5 U	0.5 U	0.3 J	3.6 J	cis-1,2-Dichloroethene	0.1 J
MW-19 Screen 5	Nov/Dec 2011	MW-19-5	0.5 U	0.5 U	0.9	0.5 U	0.5 U	0.5 U	0.5 U	0.5 U	2.0		
MW-19 Screen 5	Jan/Feb 2012	MW-19-5	0.5 U	0.5 U	1.6	0.5 U	0.5 U	0.5 U	0.5 U	0.5 U	3.1		
MW-19 Screen 5	Apr/May 2012	MW-19-5	0.5 U	0.5 U	1.2	0.5 U	0.5 U	0.5 U	0.5 U	0.5 U	3.0		
MW-19 Screen 5	Aug/Sep 2012	MW-19-5	0.5 U	0.2 J	1.7	0.5 U	0.5 U	0.5 U	0.5 U	0.3 J	2.3 J		
MW-20 Screen 1	Nov/Dec 2011	MW-20-1	0.5 U	0.5 U	0.5 U	0.5 U	0.5 U	0.5 U	0.5 U	0.5 U	1.0 U		
MW-20 Screen 1	Jan/Feb 2012	MW-20-1	0.5 U	0.5 U	0.5 U	0.5 U	0.5 U	0.5 U	0.5 U	0.5 U	1.7		
MW-20 Screen 1	Apr/May 2012	MW-20-1	0.5 U	0.5 U	0.5 U	0.5 U	0.5 U	0.5 U	0.5 U	0.5 U	1.0 U		
MW-20 Screen 1	Aug/Sep 2012	MW-20-1	0.5 U	0.5 U	0.5 U	0.5 U	0.5 U	0.5 U	0.5 U	0.3 J	1.6 J	Methyl-tert-butyl ether (MTBE)	0.3 J
MW-20 Screen 2	Nov/Dec 2011	MW-20-2	0.5 U	0.8	0.5 U	0.5 U	0.5 U	0.5 U	0.5 U	0.5 U	2.5		
MW-20 Screen 2	Jan/Feb 2012	MW-20-2	0.5 U	1.5	0.5 U	0.5 U	0.5 U	0.5 U	0.5 U	0.5 U	5.2		
MW-20 Screen 2	Apr/May 2012	MW-20-2	0.5 U	0.8	0.5 U	0.5 U	0.5 U	0.5 U	0.5 U	0.5 U	6.4		
MW-20 Screen 2	Aug/Sep 2012	MW-20-2	0.5 U	1.1	0.3 J	0.5 U	0.5 U	0.5 U	0.5 U	0.2 J	3.2 J	Styrene	0.1 J
MW-20 Screen 3	Nov/Dec 2011	MW-20-3	0.5 U	0.7	0.5 U	0.5 U	0.5 U	0.5 U	0.5 U	0.5 U	1.0 U		
MW-20 Screen 3	Jan/Feb 2012	MW-20-3	0.5 U	0.5 U	0.5 U	0.5 U	0.5 U	0.5 U	0.5 U	0.5 U	12.6	Methyl-tert-butyl ether (MTBE) Styrene	1.2 1.7
MW-20 Screen 3	Apr/May 2012	MW-20-3	0.5 U	0.5 U	0.5 U	0.5 U	0.5 U	0.5 U	0.5 U	0.5 U	1.0 U		
MW-20 Screen 3	Aug/Sep 2012	MW-20-3	0.5 U	0.5	0.3 J	0.5 U	0.5 U	0.5 U	0.5 U	0.5 U	4.0 U	Acrylonitrile Carbon disulfide Styrene	2.8 J 0.6 J 0.4 J
MW-20 Screen 4	Nov/Dec 2011	MW-20-4	0.5 U	0.5 U	0.5 U	0.5 U	0.5 U	0.5 U	0.5 U	0.5 U	1.0 U		
MW-20 Screen 4	Jan/Feb 2012	MW-20-4	0.5 U	0.5 U	0.5 U	0.5 U	0.5 U	0.5 U	0.5 U	0.5 U	123.0 J		
MW-20 Screen 4	Apr/May 2012	MW-20-4	0.5 U	0.5 U	0.5 U	0.5 U	0.5 U	0.5 U	0.5 U	0.5 U	1.0 U		
MW-20 Screen 4	Aug/Sep 2012	MW-20-4	0.5 U	0.5 U	0.5 U	0.5 U	0.5 U	0.5 U	0.5 U	0.5 U	4.0 U		
MW-20 Screen 5	Nov/Dec 2011	MW-20-5	0.5 U	0.5 U	0.5 U	0.5 U	0.5 U	0.5 U	0.5 U	0.5 U	1.0 U		
MW-20 Screen 5	Jan/Feb 2012	MW-20-5	0.5 U	0.5 U	0.5 U	0.5 U	0.5 U	0.5 U	0.5 U	0.5 U	56.5		
MW-20 Screen 5	Apr/May 2012	MW-20-5	0.5 U	0.5 U	0.5 U	0.5 U	0.5 U	0.5 U	0.5 U	0.5 U	1.0 U		

Sample Location	Sampling Event	Sample Number	Carbon tetrachloride	TCE	PCE	1,1-DCA	1,2-DCA	1,1-DCE	Freon 113	Chloroform	Perchlorate	Other Volatile Organic Compounds and 1,4-Dioxane, NDMA, NDPA, 1,2,3-TCP	
MW-20 Screen 5	Aug/Sep 2012	MW-20-5	0.5 U	0.5 U	0.5 U	0.5 U	0.5 U	0.5 U	0.5 U	0.5 U	4.0 U	Carbon disulfide Styrene	0.8 J 0.4 J
MW-21 Screen 1	Nov/Dec 2011	MW-21-1	0.5 U	0.5 U	0.9	0.5 U	0.5 U	0.5 U	0.5 U	2.0	2.1		
MW-21 Screen 1	Jan/Feb 2012	MW-21-1	0.5 U	0.5 U	0.5 U	0.5 U	0.5 U	0.5 U	0.5 U	1.0	3.4 J		
MW-21 Screen 1	Apr/May 2012	MW-21-1	0.5 U	0.5 U	0.5 U	0.5 U	0.5 U	0.5 U	0.5 U	1.8	2.8		
MW-21 Screen 1	Aug/Sep 2012	MW-21-1	0.5 U	0.1 J	0.7	0.5 U	0.5 U	0.5 U	0.5 U	1.4	4.0 U	cis-1,2-Dichloroethene	0.1 J
MW-21 Screen 2	Nov/Dec 2011	MW-21-2	0.5 U	0.5 U	2.6	0.5 U	0.5 U	0.5 U	0.5 U	5.1	1.6		
MW-21 Screen 2	Nov/Dec 2011	DUPE-1-4Q11	0.5 U	0.5 U	2.3	0.5 U	0.5 U	0.5 U	0.5 U	4.6	1.6		
MW-21 Screen 2	Jan/Feb 2012	MW-21-2	0.5 U	0.5 U	2.2	0.5 U	0.5 U	0.5 U	0.5 U	6.1	2.7 J		
MW-21 Screen 2	Jan/Feb 2012	DUPE-1-1Q12	0.5 U	0.5 U	1.5	0.5 U	0.5 U	0.5 U	0.5 U	4.5	2.9 J		
MW-21 Screen 2	Apr/May 2012	MW-21-2	0.5 U	0.5 U	2.9	0.5 U	0.5 U	0.5 U	0.5 U	3.5	2.8		
MW-21 Screen 2	Aug/Sep 2012	MW-21-2	0.5 U	0.2 J	2.0	0.5 U	0.5 U	0.5 U	0.5 U	3.7	4.0 U	cis-1,2-Dichloroethene Methyl-tert-butyl ether (MTBE)	0.1 J 0.2 J
MW-21 Screen 3	Nov/Dec 2011	MW-21-3	0.5 U	1.2	3.7	0.5 U	0.5 U	0.5 U	0.5 U	6.3	2.1		
MW-21 Screen 3	Jan/Feb 2012	MW-21-3	0.5 U	1.3	4.7	0.5 U	0.5 U	0.5 U	0.5 U	5.5	3.8 J	cis-1,2-Dichloroethene	0.7
MW-21 Screen 3	Apr/May 2012	MW-21-3	0.5 U	0.5 U	2.3	0.5 U	0.5 U	0.5 U	0.5 U	3.9	3.5		
MW-21 Screen 3	Aug/Sep 2012	MW-21-3	0.5 U	0.7	3.8	0.1 J	0.5 U	0.5 U	0.5 U	4.2	4.0 U	cis-1,2-Dichloroethene Methyl-tert-butyl ether (MTBE)	0.7 0.2 J
MW-21 Screen 3	Aug/Sep 2012	DUPE-7-3Q12	0.5 U	0.5	2.6	0.5 U	0.5 U	0.5 U	0.5 U	3.4	4.0 U	cis-1,2-Dichloroethene Methyl-tert-butyl ether (MTBE)	0.5 0.2 J
MW-21 Screen 4	Nov/Dec 2011	MW-21-4	0.5 U	0.5 U	1.2	0.5 U	0.5 U	0.5 U	0.5 U	6.9	2.0		
MW-21 Screen 4	Jan/Feb 2012	MW-21-4	0.5 U	0.5 U	1.4	0.5 U	0.5 U	0.5 U	0.5 U	7.0	2.9 J		
MW-21 Screen 4	Apr/May 2012	MW-21-4	0.5 U	0.5 U	0.6	0.5 U	0.5 U	0.5 U	0.5 U	4.9	2.4		
MW-21 Screen 4	Aug/Sep 2012	MW-21-4	0.5 U	0.1 J	0.7	0.5 U	0.5 U	0.5 U	0.5 U	6.8	4.0 U		
MW-21 Screen 5	Nov/Dec 2011	MW-21-5	0.5 U	0.5 U	1.1	0.5 U	0.5 U	0.5 U	0.5 U	5.8	1.9		
MW-21 Screen 5	Jan/Feb 2012	MW-21-5	0.5 U	0.5 U	1.3	0.5 U	0.5 U	0.5 U	0.5 U	5.1	3.0 J		
MW-21 Screen 5	Apr/May 2012	MW-21-5	0.5 U	0.5 U	0.7	0.5 U	0.5 U	0.5 U	0.5 U	3.7	2.6		
MW-21 Screen 5	Aug/Sep 2012	MW-21-5	0.5 U	0.5 U	0.8	0.5 U	0.5 U	0.5 U	0.5 U	6.2	4.0 U	cis-1,2-Dichloroethene	0.1 J
MW-22 Screen 1	Nov/Dec 2011	MW-22-1	0.5 U	0.5 U	0.5 U	0.5 U	0.5 U	0.5 U	0.5 U	1.0	85.2		
MW-22 Screen 1	Jan/Feb 2012	MW-22-1	0.5 U	0.5 U	1.6	0.5	0.5 U	0.5 U	0.5 U	0.5 U	4.4		
MW-22 Screen 1	Apr/May 2012	MW-22-1	0.5 U	0.5 U	0.7	0.5 U	0.5 U	0.5 U	0.5 U	0.5 U	6.5		
MW-22 Screen 1	Apr/May 2012	DUPE-1-2Q12	0.5 U	0.5 U	0.6	0.5 U	0.5 U	0.5 U	0.5 U	0.5 U	6.5		
MW-22 Screen 1	Aug/Sep 2012	MW-22-1	0.5 U	0.5 J	0.6	0.2 J	0.5 U	0.5 U	0.5 U	0.3 J	2.9 J		
MW-22 Screen 2	Nov/Dec 2011	MW-22-2	0.5 U	0.5 U	0.5 U	0.5 U	0.5 U	0.5 U	0.5 U	0.5 U	1.9		
MW-22 Screen 2	Jan/Feb 2012	MW-22-2	0.5 U	0.5 U	0.5 U	0.5 U	0.5 U	0.5 U	0.5 U	0.5 U	3.2		
MW-22 Screen 2	Jan/Feb 2012	DUPE-4-1Q12	0.5 U	0.5 U	0.5 U	0.5 U	0.5 U	0.5 U	0.5 U	0.5 U	3.2		
MW-22 Screen 2	Apr/May 2012	MW-22-2	0.5 U	0.5 U	0.5 U	0.5 U	0.5 U	0.5 U	0.5 U	0.5 U	3.2		
MW-22 Screen 2	Aug/Sep 2012	MW-22-2	0.5 U	0.2 J	0.1 J	0.5 U	0.5 U	0.5 U	0.5 U	0.2 J	2.3 J		
MW-22 Screen 3	Nov/Dec 2011	MW-22-3	0.5 U	0.5 U	0.5 U	0.5 U	0.5 U	0.5 U	0.5 U	0.5 U	3.1		
MW-22 Screen 3	Jan/Feb 2012	MW-22-3	0.5 U	0.5 U	0.5 U	0.5 U	0.5 U	0.5 U	0.5 U	0.5 U	4.5		

Sample Location	Sampling Event	Sample Number	Carbon tetrachloride	TCE	PCE	1,1-DCA	1,2-DCA	1,1-DCE	Freon 113	Chloroform	Perchlorate	Other Volatile Organic Compounds and 1,4-Dioxane, NDMA, NDPA, 1,2,3-TCP	
MW-22 Screen 3	Apr/May 2012	MW-22-3	0.5 U	0.5 U	0.5 U	0.5 U	0.5 U	0.5 U	0.5 U	0.5 U	4.1		
MW-22 Screen 3	Aug/Sep 2012	MW-22-3	0.5 U	0.1 J	0.5 U	0.5 U	0.5 U	0.5 U	0.5 U	0.1 J	3.8 J		
MW-22 Screen 4	Nov/Dec 2011	MW-22-4	0.5 U	0.5 U	0.5 U	0.5 U	0.5 U	0.5 U	0.5 U	0.5 U	1.0 U		
MW-22 Screen 4	Nov/Dec 2011	DUPE-6-4Q11	0.5 U	0.5 U	0.5 U	0.5 U	0.5 U	0.5 U	0.5 U	0.5 U	1.0 U		
MW-22 Screen 4	Apr/May 2012	MW-22-4	0.5 U	0.5 U	0.5 U	0.5 U	0.5 U	0.5 U	0.5 U	0.5 U	1.0 U		
MW-22 Screen 5	Nov/Dec 2011	MW-22-5	0.5 U	0.5 U	0.5 U	0.5 U	0.5 U	0.5 U	0.5 U	0.5 U	47.3		
MW-22 Screen 5	Apr/May 2012	MW-22-5	0.5 U	0.5 U	0.5 U	0.5 U	0.5 U	0.5 U	0.5 U	0.5 U	1.0 U		
MW-23 Screen 1	Nov/Dec 2011	MW-23-1	0.5 U	0.8	0.5 U	0.5 U	0.5 U	0.5 U	0.5 U	1.8	103.0		
MW-23 Screen 1	Jan/Feb 2012	MW-23-1	0.5 U	0.5 U	0.5 U	0.5 U	0.5 U	0.5 U	0.5 U	1.5	35.2		
MW-23 Screen 1	Jan/Feb 2012	DUPE-3-1Q12	0.5 U	0.5 U	0.5 U	0.5 U	0.5 U	0.5 U	0.5 U	1.2	35.5		
MW-23 Screen 1	Apr/May 2012	MW-23-1	0.5 U	0.5 U	0.5 U	0.5 U	0.5 U	0.5 U	0.5 U	0.9	11.2		
MW-23 Screen 1	Apr/May 2012	DUPE-3-2Q12	0.5 U	0.5 U	0.5 U	0.5 U	0.5 U	0.5 U	0.5 U	0.8	12.5 J		
MW-23 Screen 1	Aug/Sep 2012	MW-23-1	0.5 U	0.3 J	0.4 J	0.2 J	0.5 U	0.5 U	0.5 U	0.3 J	4.5		
MW-23 Screen 2	Nov/Dec 2011	MW-23-2	0.5 U	1.5	0.7	0.5 U	0.5 U	0.5 U	0.5 U	0.7	2.8		
MW-23 Screen 2	Jan/Feb 2012	MW-23-2	0.5 U	1.4	0.5 U	0.5 U	0.5 U	0.5 U	0.5 U	0.5 U	5.3		
MW-23 Screen 2	Apr/May 2012	MW-23-2	0.5 U	0.8	0.5 U	0.5 U	0.5 U	0.5 U	0.5 U	0.5 U	4.9		
MW-23 Screen 2	Aug/Sep 2012	MW-23-2	0.5 U	0.7	0.3 J	0.2 J	0.5 U	0.5 U	0.5 U	0.4 J	5.7		
MW-23 Screen 2	Aug/Sep 2012	DUPE-4-3Q12	0.5 U	0.7	0.3 J	0.2 J	0.5 U	0.5 U	0.5 U	0.5	4.6		
MW-23 Screen 3	Nov/Dec 2011	MW-23-3	0.5 U	0.5 U	0.5 U	0.5 U	0.5 U	0.5 U	0.5 U	0.5 U	1.3		
MW-23 Screen 3	Jan/Feb 2012	MW-23-3	0.5 U	0.5 U	0.5 U	0.5 U	0.5 U	0.5 U	0.5 U	0.5 U	2.1		
MW-23 Screen 3	Apr/May 2012	MW-23-3	0.5 U	0.5 U	0.5 U	0.5 U	0.5 U	0.5 U	0.5 U	0.5 U	1.9		
MW-23 Screen 3	Aug/Sep 2012	MW-23-3	0.5 U	0.5 U	0.5 U	0.5 U	0.5 U	0.5 U	0.5 U	0.5 U	1.9 J		
MW-23 Screen 4	Nov/Dec 2011	MW-23-4	0.5 U	0.5 U	0.5 U	0.5 U	0.5 U	0.5 U	0.5 U	0.5 U	1.0 U		
MW-23 Screen 4	Apr/May 2012	MW-23-4	0.5 U	0.5 U	0.5 U	0.5 U	0.5 U	0.5 U	0.5 U	0.5 U	1.2		
MW-23 Screen 5	Nov/Dec 2011	MW-23-5	0.5 U	0.5 U	0.5 U	0.5 U	0.5 U	0.5 U	0.5 U	0.5 U	1.0 U		
MW-23 Screen 5	Apr/May 2012	MW-23-5	0.5 U	0.5 U	0.5 U	0.5 U	0.5 U	0.5 U	0.5 U	0.5 U	1.0 U		
MW-24 Screen 1	Nov/Dec 2011	MW-24-1	0.5 U	0.5 U	0.5 U	0.5 U	0.5 U	0.5 U	0.5 U	6.1	4.6		
MW-24 Screen 1	Jan/Feb 2012	MW-24-1	0.5 U	0.5 U	0.5 U	0.5 U	0.5 U	0.5 U	0.5 U	2.4	5.8		
MW-24 Screen 1	Apr/May 2012	MW-24-1	0.5 U	0.5 U	0.5 U	0.5 U	0.5 U	0.5 U	0.5 U	0.7	3.2	1,4-Dioxane	0.9 J
MW-24 Screen 1	Aug/Sep 2012	MW-24-1	0.5 U	0.5 U	0.5 U	0.5 U	0.5 U	0.5 U	0.5 U	1.5	3.9 J	Bromodichloromethane	1.2
												Bromoform	0.3 J
												Dibromochloromethane	0.9
MW-24 Screen 2	Nov/Dec 2011	MW-24-2	1.7	0.5 U	0.5 U	0.5 U	0.5 U	0.5 U	0.5 U	0.9	38.5		
MW-24 Screen 2	Jan/Feb 2012	MW-24-2	1.0	0.5 U	0.5 U	0.5 U	0.5 U	0.5 U	0.5 U	0.5 U	33.3		
MW-24 Screen 2	Apr/May 2012	MW-24-2	0.5 U	0.5 U	0.5 U	0.5 U	0.5 U	0.5 U	0.5 U	0.5 U	20.1		
MW-24 Screen 2	Aug/Sep 2012	MW-24-2	0.3 J	0.1 J	0.1 J	0.1 J	0.5 U	0.5 U	0.5 U	0.3 J	14.0		
MW-24 Screen 3	Nov/Dec 2011	MW-24-3	0.5 U	0.5 U	0.5 U	0.5 U	0.5 U	0.5 U	0.5 U	0.5 U	1.0 U		
MW-24 Screen 3	Nov/Dec 2011	DUPE-7-4Q11	0.5 U	0.5 U	0.5 U	0.5 U	0.5 U	0.5 U	0.5 U	0.5 U	1.0 U		
MW-24 Screen 3	Jan/Feb 2012	MW-24-3	0.5 U	0.5 U	0.5 U	0.5 U	0.5 U	0.5 U	0.5 U	0.5 U	1.0 U		
MW-24 Screen 3	Apr/May 2012	MW-24-3	0.5 U	0.5 U	0.5 U	0.5 U	0.5 U	0.5 U	0.5 U	0.5 U	1.0 U		

Sample Location	Sampling Event	Sample Number	Carbon tetrachloride	TCE	PCE	1,1-DCA	1,2-DCA	1,1-DCE	Freon 113	Chloroform	Perchlorate	Other Volatile Organic Compounds and 1,4-Dioxane, NDMA, NDPA, 1,2,3-TCP
MW-24 Screen 3	Apr/May 2012	DUPE-2-2Q12	0.5 U	0.5 U	0.5 U	0.5 U	0.5 U	0.5 U	0.5 U	0.5 U	1.0 U	
MW-24 Screen 3	Aug/Sep 2012	MW-24-3	0.5 U	0.5 U	0.5 U	0.1 J	0.5 U	0.5 U	0.5 U	0.5 U	4.0 U	
MW-24 Screen 3	Aug/Sep 2012	DUPE-6-3Q12	0.5 U	0.5 U	0.5 U	0.5 U	0.5 U	0.5 U	0.5 U	0.5 U	4.0 U	
MW-24 Screen 4	Nov/Dec 2011	MW-24-4	0.5 U	0.5 U	0.5 U	0.5 U	0.5 U	0.5 U	0.5 U	0.5 U	1.0 U	
MW-24 Screen 4	Apr/May 2012	MW-24-4	0.5 U	0.5 U	0.5 U	0.5 U	0.5 U	0.5 U	0.5 U	0.5 U	1.0 U	
MW-24 Screen 5	Nov/Dec 2011	MW-24-5	0.5 U	0.5 U	0.5 U	0.5 U	0.5 U	0.5 U	0.5 U	0.5 U	1.0 U	
MW-24 Screen 5	Apr/May 2012	MW-24-5	0.5 U	0.5 U	0.5 U	0.5 U	0.5 U	0.5 U	0.5 U	0.5 U	1.0 U	
MW-25 Screen 1	Nov/Dec 2011	MW-25-1	0.5 U	5.2	0.5 U	0.5 U	0.5 U	0.5 U	0.5 U	0.5 U	7.8	
MW-25 Screen 1	Jan/Feb 2012	MW-25-1	0.5 U	5.3	0.5 U	0.5 U	0.5 U	0.5 U	0.5 U	0.5 U	11.6 J	
MW-25 Screen 1	Apr/May 2012	MW-25-1	0.5 U	2.2	0.5 U	0.5 U	0.5 U	0.5 U	0.5 U	0.5 U	10.6	
MW-25 Screen 1	Aug/Sep 2012	MW-25-1	0.5 U	1.8	0.5 U	0.5 U	0.5 U	0.5 U	0.5 U	0.5 U	12.0	
MW-25 Screen 2	Nov/Dec 2011	MW-25-2	0.5 U	0.5 U	0.5 U	0.5 U	0.5 U	0.5 U	0.5 U	0.5 U	12.6	
MW-25 Screen 2	Jan/Feb 2012	MW-25-2	0.5 U	0.5 U	0.5 U	0.5 U	0.5 U	0.5 U	0.5 U	0.5 U	16.8 J	
MW-25 Screen 2	Apr/May 2012	MW-25-2	0.5 U	0.5 U	0.5 U	0.5 U	0.5 U	0.5 U	0.5 U	0.5 U	16.6	
MW-25 Screen 2	Aug/Sep 2012	MW-25-2	0.5 U	0.1 J	0.5 U	0.5 U	0.5 U	0.5 U	0.5 U	0.5 U	17.0	
MW-25 Screen 3	Nov/Dec 2011	MW-25-3	0.5 U	0.5 U	0.5 U	0.5 U	0.5 U	0.5 U	0.5 U	0.7	8.5	
MW-25 Screen 3	Jan/Feb 2012	MW-25-3	0.5 U	0.5 U	0.5 U	0.5 U	0.5 U	0.5 U	0.5 U	0.5 U	11.3 J	
MW-25 Screen 3	Apr/May 2012	MW-25-3	0.5 U	0.5 U	0.5 U	0.5 U	0.5 U	0.5 U	0.5 U	0.5 U	11.6	
MW-25 Screen 3	Aug/Sep 2012	MW-25-3	0.5 U	0.5 U	0.5 U	0.5 U	0.5 U	0.5 U	0.5 U	0.4 J	11.0	
MW-25 Screen 3	Aug/Sep 2012	DUPE-2-3Q12	0.5 U	0.5 U	0.5 U	0.5 U	0.5 U	0.5 U	0.5 U	0.4 J	11.0	
MW-25 Screen 4	Nov/Dec 2011	MW-25-4	0.5 U	0.5 U	0.5 U	0.5 U	0.5 U	0.5 U	0.5 U	0.5 U	7.0	
MW-25 Screen 4	Jan/Feb 2012	MW-25-4	0.5 U	0.5 U	0.5 U	0.5 U	0.5 U	0.5 U	0.5 U	0.5 U	9.8 J	
MW-25 Screen 4	Apr/May 2012	MW-25-4	0.5 U	0.5 U	0.5 U	0.5 U	0.5 U	0.5 U	0.5 U	0.5 U	10.0	
MW-25 Screen 4	Aug/Sep 2012	MW-25-4	0.5 U	0.5 U	0.5 U	0.5 U	0.5 U	0.5 U	0.5 U	0.5 U	9.3	
MW-25 Screen 5	Nov/Dec 2011	MW-25-5	0.5 U	0.5 U	0.5 U	0.5 U	0.5 U	0.5 U	0.5 U	0.5 U	1.0 U	
MW-25 Screen 5	Jan/Feb 2012	MW-25-5	0.5 U	0.5 U	0.5 U	0.5 U	0.5 U	0.5 U	0.5 U	0.5 U	54.8 J	
MW-25 Screen 5	Apr/May 2012	MW-25-5	0.5 U	0.5 U	0.5 U	0.5 U	0.5 U	0.5 U	0.5 U	0.5 U	1.0 U	
MW-25 Screen 5	Aug/Sep 2012	MW-25-5	0.5 U	0.5 U	0.5 U	0.5 U	0.5 U	0.5 U	0.5 U	0.5 U	4.0 U	
MW-26 Screen 1	Nov/Dec 2011	MW-26-1	0.5 U	0.5 U	1.3	0.5 U	0.5 U	0.5 U	0.5 U	0.5 U	2.3	
MW-26 Screen 1	Jan/Feb 2012	MW-26-1	0.5 U	0.5 U	1.0	0.5 U	0.5 U	0.5 U	0.5 U	0.5 U	3.9 J	
MW-26 Screen 1	Apr/May 2012	MW-26-1	0.5 U	0.5 U	0.5 U	0.5 U	0.5 U	0.5 U	0.5 U	0.5 U	3.9	
MW-26 Screen 1	Aug/Sep 2012	MW-26-1	0.5 U	0.2 J	0.4 J	0.5 U	0.5 U	0.5 U	0.5 U	0.3 J	4.4	
MW-26 Screen 2	Nov/Dec 2011	MW-26-2	0.5 U	0.5 U	0.5 U	0.5 U	0.5 U	0.5 U	0.5 U	0.5 U	1.0 U	

Sample Location	Sampling Event	Sample Number	Carbon tetrachloride	TCE	PCE	1,1-DCA	1,2-DCA	1,1-DCE	Freon 113	Chloroform	Perchlorate	Other Volatile Organic Compounds and 1,4-Dioxane, NDMA, NDPA, 1,2,3-TCP
MW-26 Screen 2	Jan/Feb 2012	MW-26-2	0.5 U	0.5 U	0.5 U	0.5 U	0.5 U	0.5 U	0.5 U	0.5 U	1.0 U	
MW-26 Screen 2	Apr/May 2012	MW-26-2	0.5 U	0.5 U	0.5 U	0.5 U	0.5 U	0.5 U	0.5 U	0.5 U	1.0 U	
MW-26 Screen 2	Aug/Sep 2012	MW-26-2	0.5 U	0.5 U	0.5 U	0.5 U	0.5 U	0.5 U	0.5 U	0.5 U	4.0 U	
California Maximum Contaminant Level (MCL)			0.5	5	5	5	0.5	6	1200	TTHM	6.0 *	
EPA Region IX Maximum Contaminant Level			5	5	5	NE	5	7	NE	TTHM	NE	

Notes

DUPE Field Duplicate

NA Not analyzed

NE Not established

TTHM Chloroform is regulated under the state and federal MCL of 80 µg/L for Total Trihalomethanes (TTHMs); the MCL applies to the sum of all four trihalomethanes (Bromodichloromethane, Bromoform, Dibromochloromethane, and Chloroform) as an annual average

* Interim Action Level - California Department of Public Health

J Analyte concentration is an estimated value

U Analyte was analyzed for but not detected at or above the stated limit

TABLE 2
SUMMARY OF METALS DETECTED
DURING THE LAST FOUR SAMPLING EVENTS OF THE LONG-TERM QUARTERLY
GROUNDWATER SAMPLING PROGRAM

(All concentrations reported in µg/L; except for Hexavalent Chromium, which is reported in mg/L.)

(Shaded values exceed State or Federal MCLs or action levels.)

Sample Location	Sampling Event	Sample Number	Arsenic (µg/L)	Lead (µg/L)	Chromium, Total (µg/L)	Chromium, Hexavalent (mg/L)
MW-1	Nov/Dec 2011	MW-1	NA	NA	5.0 U	0.010 U
MW-1	Apr/May 2012	MW-1	2.0 U	5.000 U	5.0 U	0.010 U
MW-3 Screen 1	Nov/Dec 2011	MW-3-1	NA	NA	5.0 U	0.010 U
MW-3 Screen 1	Apr/May 2012	MW-3-1	2.0 U	5.000 U	5.0 U	0.010 U
MW-3 Screen 1	Apr/May 2012	DUPE-4-2Q12	2.0 U	5.000 U	5.0 U	0.010 U
MW-3 Screen 2	Nov/Dec 2011	MW-3-2	NA	NA	5.0 U	0.010 U
MW-3 Screen 2	Jan/Feb 2012	MW-3-2	NA	NA	5.0 U	0.010 U
MW-3 Screen 2	Apr/May 2012	MW-3-2	2.0 U	5.000 U	5.0 U	0.010 U
MW-3 Screen 2	Aug/Sep 2012	MW-3-2	NA	NA	3.0 U	0.002 U
MW-3 Screen 3	Nov/Dec 2011	MW-3-3	NA	NA	5.0 U	0.010 U
MW-3 Screen 3	Jan/Feb 2012	MW-3-3	NA	NA	5.0 U	0.010 U
MW-3 Screen 3	Apr/May 2012	MW-3-3	2.0 U	5.000 U	5.0 U	0.010 U
MW-3 Screen 3	Aug/Sep 2012	MW-3-3	NA	NA	3.0 U	0.002 U
MW-3 Screen 4	Nov/Dec 2011	MW-3-4	NA	NA	5.0 U	0.010 U
MW-3 Screen 4	Nov/Dec 2011	DUPE-3-4Q11	NA	NA	5.0 U	0.010 U
MW-3 Screen 4	Jan/Feb 2012	MW-3-4	NA	NA	5.0 U	0.010 U
MW-3 Screen 4	Apr/May 2012	MW-3-4	6.3	5.000 U	5.0 U	0.010 U
MW-3 Screen 4	Aug/Sep 2012	MW-3-4	NA	NA	0.8 U	0.002 U
MW-3 Screen 5	Nov/Dec 2011	MW-3-5	NA	NA	5.0 U	0.010 U
MW-3 Screen 5	Apr/May 2012	MW-3-5	3.9	5.000 U	5.0 U	0.010 U
MW-4 Screen 1	Nov/Dec 2011	MW-4-1	NA	NA	5.0 U	0.010 U
MW-4 Screen 1	Jan/Feb 2012	MW-4-1	NA	NA	5.0 U	0.010 U
MW-4 Screen 1	Apr/May 2012	MW-4-1	2.0 U	5.000 U	5.0 U	0.010 U
MW-4 Screen 1	Aug/Sep 2012	MW-4-1	NA	NA	3.0 U	0.002 U
MW-4 Screen 2	Nov/Dec 2011	MW-4-2	NA	NA	5.0 U	0.010 U
MW-4 Screen 2	Jan/Feb 2012	MW-4-2	NA	NA	5.0 U	0.010 U
MW-4 Screen 2	Apr/May 2012	MW-4-2	2.0 U	5.000 U	5.0 U	0.010 U
MW-4 Screen 2	Aug/Sep 2012	MW-4-2	NA	NA	2.4 U	0.002 U
MW-4 Screen 3	Nov/Dec 2011	MW-4-3	NA	NA	5.0 U	0.010 U
MW-4 Screen 3	Jan/Feb 2012	MW-4-3	NA	NA	5.0 U	0.010 U
MW-4 Screen 3	Apr/May 2012	MW-4-3	2.0 U	5.000 U	5.0 U	0.010 U
MW-4 Screen 3	Aug/Sep 2012	MW-4-3	NA	NA	3.0 U	0.003 J
MW-4 Screen 4	Nov/Dec 2011	MW-4-4	NA	NA	5.0 U	0.010 U
MW-4 Screen 4	Apr/May 2012	MW-4-4	4.5	5.000 U	5.0 U	0.010 U

Sample Location	Sampling Event	Sample Number	Arsenic (µg/L)	Lead (µg/L)	Chromium, Total (µg/L)	Chromium, Hexavalent (mg/L)
MW-4 Screen 5	Nov/Dec 2011	MW-4-5	NA	NA	5.0 U	0.010 U
MW-4 Screen 5	Apr/May 2012	MW-4-5	2.0 U	5.000 U	5.0 U	0.010 U
MW-5	Nov/Dec 2011	MW-5	NA	NA	5.0 U	0.010 U
MW-5	Jan/Feb 2012	MW-5	NA	NA	5.0 U	0.010 U
MW-5	Apr/May 2012	MW-5	2.0 U	5.000 U	5.0 U	0.010 U
MW-5	Apr/May 2012	DUPE-7-2Q12	2.0 U	5.000 U	5.0 U	0.010 U
MW-5	Aug/Sep 2012	MW-5	NA	NA	3.0 U	0.002 U
MW-6	Nov/Dec 2011	MW-6	NA	NA	5.0 U	0.010 U
MW-6	Jan/Feb 2012	MW-6	NA	NA	5.0 U	0.010 U
MW-6	Jan/Feb 2012	DUPE-5-1Q12	NA	NA	5.0 U	0.010 U
MW-6	Apr/May 2012	MW-6	2.5	5.000 U	83.0	0.010 U
MW-6	Aug/Sep 2012	MW-6	NA	NA	2.3 U	0.002 U
MW-7	Nov/Dec 2011	MW-7	NA	NA	5.0 U	0.010 U
MW-7	Jan/Feb 2012	MW-7	NA	NA	5.0 U	0.010 U
MW-7	Apr/May 2012	MW-7	2.0 U	5.000 U	5.0 U	0.010 U
MW-7	Aug/Sep 2012	MW-7	NA	NA	73.0	0.002 U
MW-8	Nov/Dec 2011	MW-8	NA	NA	5.0 U	0.010 U
MW-8	Jan/Feb 2012	MW-8	NA	NA	5.0 U	0.010 U
MW-8	Apr/May 2012	MW-8	2.0 U	5.000 U	5.0 U	0.010 U
MW-8	Aug/Sep 2012	MW-8	NA	NA	3.7	0.002 U
MW-9	Nov/Dec 2011	MW-9	NA	NA	5.0 U	0.006 J
MW-9	Apr/May 2012	MW-9	2.0 U	5.000 U	5.0 U	0.010 U
MW-10	Nov/Dec 2011	MW-10	NA	NA	5.4	0.010 U
MW-10	Jan/Feb 2012	MW-10	NA	NA	5.0 U	0.010 U
MW-10	Apr/May 2012	MW-10	2.0 U	5.000 U	5.0 U	0.010 U
MW-10	Aug/Sep 2012	MW-10	NA	NA	23.0 J	0.002 U
MW-11 Screen 1	Nov/Dec 2011	MW-11-1	NA	NA	5.0 U	0.010 U
MW-11 Screen 1	Jan/Feb 2012	MW-11-1	NA	NA	5.0 U	0.010 U
MW-11 Screen 1	Apr/May 2012	MW-11-1	2.0 U	5.000 U	5.0 U	0.010 U
MW-11 Screen 1	Aug/Sep 2012	MW-11-1	NA	NA	3.0 U	0.002 U
MW-11 Screen 2	Nov/Dec 2011	MW-11-2	NA	NA	5.0 U	0.010 U
MW-11 Screen 2	Nov/Dec 2011	DUP-8-4Q11	NA	NA	5.0 U	0.010 U
MW-11 Screen 2	Jan/Feb 2012	MW-11-2	NA	NA	5.0 U	0.010 U
MW-11 Screen 2	Apr/May 2012	MW-11-2	3.2	5.000 U	5.0 U	0.010 U
MW-11 Screen 2	Aug/Sep 2012	MW-11-2	NA	NA	3.0 U	0.002 U
MW-11 Screen 3	Nov/Dec 2011	MW-11-3	NA	NA	5.0 U	0.010 U
MW-11 Screen 3	Jan/Feb 2012	MW-11-3	NA	NA	5.0 U	0.010 U
MW-11 Screen 3	Apr/May 2012	MW-11-3	4.7	5.000 U	5.2	0.010 U
MW-11 Screen 3	Aug/Sep 2012	MW-11-3	NA	NA	3.0 U	0.002 U
MW-11 Screen 3	Aug/Sep 2012	DUPE-3-3Q12	NA	NA	3.0 U	0.002 U
MW-11 Screen 4	Nov/Dec 2011	MW-11-4	NA	NA	5.0 U	0.010 U

Sample Location	Sampling Event	Sample Number	Arsenic (µg/L)	Lead (µg/L)	Chromium, Total (µg/L)	Chromium, Hexavalent (mg/L)
MW-11 Screen 4	Apr/May 2012	MW-11-4	2.0 U	5.000 U	5.0 U	0.010 U
MW-11 Screen 5	Nov/Dec 2011	MW-11-5	NA	NA	5.0 U	0.010 U
MW-11 Screen 5	Apr/May 2012	MW-11-5	10.0	5.000 U	5.7	0.010 U
MW-12 Screen 1	Nov/Dec 2011	MW-12-1	NA	NA	5.0 U	0.010 U
MW-12 Screen 1	Jan/Feb 2012	MW-12-1	NA	NA	5.0 U	0.010 U
MW-12 Screen 1	Apr/May 2012	MW-12-1	2.0 U	5.000 U	5.0 U	0.003 J
MW-12 Screen 1	Aug/Sep 2012	MW-12-1	NA	NA	3.0 U	0.002 U
MW-12 Screen 1	Aug/Sep 2012	DUPE-5-3Q12	NA	NA	3.0 U	0.002 U
MW-12 Screen 2	Nov/Dec 2011	MW-12-2	NA	NA	5.0 U	0.010 U
MW-12 Screen 2	Jan/Feb 2012	MW-12-2	NA	NA	5.0 U	0.010 U
MW-12 Screen 2	Apr/May 2012	MW-12-2	2.0 U	5.000 U	5.0 U	0.010 U
MW-12 Screen 2	Aug/Sep 2012	MW-12-2	NA	NA	0.6 J	0.002 U
MW-12 Screen 3	Nov/Dec 2011	MW-12-3	NA	NA	5.0 U	0.010 U
MW-12 Screen 3	Jan/Feb 2012	MW-12-3	NA	NA	5.0 U	0.010 U
MW-12 Screen 3	Apr/May 2012	MW-12-3	2.0 U	5.000 U	5.0 U	0.010 U
MW-12 Screen 3	Aug/Sep 2012	MW-12-3	NA	NA	3.0 U	0.002 U
MW-12 Screen 4	Nov/Dec 2011	MW-12-4	NA	NA	5.0 U	0.010 U
MW-12 Screen 4	Apr/May 2012	MW-12-4	2.0 U	5.000 U	5.0 U	0.010 U
MW-12 Screen 5	Nov/Dec 2011	MW-12-5	NA	NA	5.0 U	0.010 U
MW-12 Screen 5	Apr/May 2012	MW-12-5	2.0 U	5.000 U	5.0 U	0.010 U
MW-13	Nov/Dec 2011	MW-13	NA	NA	14.0 J	0.005 J
MW-13	Jan/Feb 2012	MW-13	NA	NA	5.8	0.007 J
MW-13	Jan/Feb 2012	DUPE-6-1Q12	NA	NA	5.6	0.008 J
MW-13	Apr/May 2012	MW-13	2.0 U	5.000 U	11.0	0.008 J
MW-13	Aug/Sep 2012	MW-13	NA	NA	11.0	0.005
MW-14 Screen 1	Nov/Dec 2011	MW-14-1	NA	NA	5.0 U	0.010 U
MW-14 Screen 1	Jan/Feb 2012	MW-14-1	NA	NA	5.0 U	0.010 U
MW-14 Screen 1	Apr/May 2012	MW-14-1	2.0 U	5.000 U	5.0 U	0.010 U
MW-14 Screen 1	Aug/Sep 2012	MW-14-1	NA	NA	0.9 J	0.002 U
MW-14 Screen 2	Nov/Dec 2011	MW-14-2	NA	NA	5.0 U	0.010 U
MW-14 Screen 2	Jan/Feb 2012	MW-14-2	NA	NA	5.0 U	0.010 U
MW-14 Screen 2	Apr/May 2012	MW-14-2	2.0 U	5.000 U	5.0 U	0.010 U
MW-14 Screen 2	Aug/Sep 2012	MW-14-2	NA	NA	0.7 J	0.002 U
MW-14 Screen 3	Nov/Dec 2011	MW-14-3	NA	NA	5.0 U	0.010 U
MW-14 Screen 3	Jan/Feb 2012	MW-14-3	NA	NA	5.0 U	0.010 U
MW-14 Screen 3	Apr/May 2012	MW-14-3	2.0 U	5.000 U	5.0 U	0.010 U
MW-14 Screen 3	Aug/Sep 2012	MW-14-3	NA	NA	0.9 J	0.002 U
MW-14 Screen 4	Nov/Dec 2011	MW-14-4	NA	NA	5.0 U	0.010 U
MW-14 Screen 4	Nov/Dec 2011	DUPE-5-4Q11	NA	NA	5.0 U	0.010 U
MW-14 Screen 4	Apr/May 2012	MW-14-4	2.0 U	5.000 U	5.0 U	0.010 U
MW-14 Screen 5	Nov/Dec 2011	MW-14-5	NA	NA	5.0 U	0.010 U

Sample Location	Sampling Event	Sample Number	Arsenic (µg/L)	Lead (µg/L)	Chromium, Total (µg/L)	Chromium, Hexavalent (mg/L)
MW-14 Screen 5	Apr/May 2012	MW-14-5	2.0 U	5.000 U	5.0 U	0.010 U
MW-15	Nov/Dec 2011	MW-15	NA	NA	5.0 U	0.010 U
MW-15	Jan/Feb 2012	MW-15	NA	NA	5.0 U	0.010 U
MW-15	Apr/May 2012	MW-15	2.0 U	5.000 U	5.0 U	0.010 U
MW-15	Aug/Sep 2012	MW-15	NA	NA	3.0 U	0.002 U
MW-16	Nov/Dec 2011	MW-16	NA	NA	5.0 U	0.010 U
MW-16	Jan/Feb 2012	MW-16	NA	NA	5.0 U	0.010 U
MW-16	Jan/Feb 2012	DUPE-7-1Q12	NA	NA	5.0 U	0.010 U
MW-16	Apr/May 2012	MW-16	6.7	5.000 U	5.0 U	0.010 U
MW-16	Apr/May 2012	DUPE-8-2Q12	6.8	5.000 U	5.0 U	0.010 U
MW-16	Aug/Sep 2012	MW-16	NA	NA	93.0	0.006
MW-17 Screen 1	Nov/Dec 2011	MW-17-1	NA	NA	5.0 U	0.010 U
MW-17 Screen 1	Apr/May 2012	MW-17-1	5.0 U	5.000 U	5.0 U	0.010 U
MW-17 Screen 2	Nov/Dec 2011	MW-17-2	NA	NA	5.0 U	0.010 U
MW-17 Screen 2	Jan/Feb 2012	MW-17-2	NA	NA	5.0 U	0.010 U
MW-17 Screen 2	Apr/May 2012	MW-17-2	5.0 U	5.000 U	5.0 U	0.010 U
MW-17 Screen 2	Aug/Sep 2012	MW-17-2	NA	NA	3.0 U	0.002 U
MW-17 Screen 3	Nov/Dec 2011	MW-17-3	NA	NA	5.0 U	0.010 U
MW-17 Screen 3	Nov/Dec 2011	DUPE-4-4Q11	NA	NA	5.0 U	0.010 U
MW-17 Screen 3	Jan/Feb 2012	MW-17-3	NA	NA	5.0 U	0.010 U
MW-17 Screen 3	Apr/May 2012	MW-17-3	5.0 U	5.000 U	5.0 U	0.010 U
MW-17 Screen 3	Aug/Sep 2012	MW-17-3	NA	NA	1.3 J	0.002 U
MW-17 Screen 4	Nov/Dec 2011	MW-17-4	NA	NA	5.0 U	0.010 U
MW-17 Screen 4	Jan/Feb 2012	MW-17-4	NA	NA	5.0 U	0.010 U
MW-17 Screen 4	Apr/May 2012	MW-17-4	5.0 U	5.000 U	5.0 U	0.010 U
MW-17 Screen 4	Aug/Sep 2012	MW-17-4	NA	NA	0.9 U	0.002 U
MW-17 Screen 5	Nov/Dec 2011	MW-17-5	NA	NA	5.0 U	0.010 U
MW-17 Screen 5	Apr/May 2012	MW-17-5	5.0 U	5.000 U	5.0 U	0.010 U
MW-18 Screen 1	Nov/Dec 2011	MW-18-1	NA	NA	5.0 U	0.010 U
MW-18 Screen 1	Apr/May 2012	MW-18-1	2.0 U	5.000 U	10.0 U	0.010 U
MW-18 Screen 2	Nov/Dec 2011	MW-18-2	NA	NA	5.0 U	0.010 U
MW-18 Screen 2	Jan/Feb 2012	MW-18-2	NA	NA	5.0 U	0.010 U
MW-18 Screen 2	Apr/May 2012	MW-18-2	2.0 U	5.000 U	10.0 U	0.010 U
MW-18 Screen 2	Aug/Sep 2012	MW-18-2	NA	NA	3.0 U	0.002 U
MW-18 Screen 3	Nov/Dec 2011	MW-18-3	NA	NA	5.0 U	0.010 U
MW-18 Screen 3	Jan/Feb 2012	MW-18-3	NA	NA	5.0 U	0.010 U
MW-18 Screen 3	Apr/May 2012	MW-18-3	2.0 U	5.000 U	10.0 U	0.010 U
MW-18 Screen 3	Aug/Sep 2012	MW-18-3	NA	NA	2.5 U	0.002 J
MW-18 Screen 3	Aug/Sep 2012	DUPE-1-3Q12	NA	NA	2.1 U	0.002 J
MW-18 Screen 4	Nov/Dec 2011	MW-18-4	NA	NA	5.0 U	0.010 U
MW-18 Screen 4	Jan/Feb 2012	MW-18-4	NA	NA	5.0 U	0.010 U

Sample Location	Sampling Event	Sample Number	Arsenic (µg/L)	Lead (µg/L)	Chromium, Total (µg/L)	Chromium, Hexavalent (mg/L)
MW-18 Screen 4	Apr/May 2012	MW-18-4	2.0 U	5.000 U	10.0 U	0.010 U
MW-18 Screen 4	Apr/May 2012	DUPE-6-2Q12	2.0 U	5.000 U	10.0 U	0.010 U
MW-18 Screen 4	Aug/Sep 2012	MW-18-4	NA	NA	2.8 J	0.002 J
MW-18 Screen 5	Nov/Dec 2011	MW-18-5	NA	NA	5.0 U	0.010 U
MW-18 Screen 5	Apr/May 2012	MW-18-5	2.0 U	5.000 U	10.0 U	0.010 U
MW-19 Screen 1	Nov/Dec 2011	MW-19-1	NA	NA	5.0 U	0.010 U
MW-19 Screen 1	Nov/Dec 2011	DUPE-2-4Q11	NA	NA	5.0 U	0.010 U
MW-19 Screen 1	Apr/May 2012	MW-19-1	2.0 U	5.000 U	5.0 U	0.010 U
MW-19 Screen 2	Nov/Dec 2011	MW-19-2	NA	NA	5.0 U	0.010 U
MW-19 Screen 2	Apr/May 2012	MW-19-2	2.0 U	5.000 U	5.0 U	0.010 U
MW-19 Screen 2	Apr/May 2012	DUPE-5-2Q12	2.0 U	5.000 U	5.0 U	0.010 U
MW-19 Screen 3	Nov/Dec 2011	MW-19-3	NA	NA	5.0 U	0.010 U
MW-19 Screen 3	Apr/May 2012	MW-19-3	2.0 U	5.000 U	5.0 U	0.010 U
MW-19 Screen 4	Nov/Dec 2011	MW-19-4	NA	NA	5.0 U	0.010 U
MW-19 Screen 4	Apr/May 2012	MW-19-4	2.0 U	5.000 U	5.0 U	0.010 U
MW-19 Screen 5	Nov/Dec 2011	MW-19-5	NA	NA	5.0 U	0.010 U
MW-19 Screen 5	Apr/May 2012	MW-19-5	3.6	5.000 U	5.4	0.010 U
MW-20 Screen 1	Nov/Dec 2011	MW-20-1	NA	NA	5.0 U	0.010 U
MW-20 Screen 1	Jan/Feb 2012	MW-20-1	NA	NA	5.0 U	0.010 U
MW-20 Screen 1	Apr/May 2012	MW-20-1	2.0 U	5.000 U	5.0 U	0.010 U
MW-20 Screen 1	Aug/Sep 2012	MW-20-1	NA	NA	3.0 U	0.002 U
MW-20 Screen 2	Nov/Dec 2011	MW-20-2	NA	NA	5.0 U	0.010 U
MW-20 Screen 2	Jan/Feb 2012	MW-20-2	NA	NA	5.0 U	0.010 U
MW-20 Screen 2	Apr/May 2012	MW-20-2	2.0 U	5.000 U	5.0 U	0.010 U
MW-20 Screen 2	Aug/Sep 2012	MW-20-2	NA	NA	3.0 U	0.002 U
MW-20 Screen 3	Nov/Dec 2011	MW-20-3	NA	NA	5.0 U	0.010 U
MW-20 Screen 3	Jan/Feb 2012	MW-20-3	NA	NA	5.0 U	0.010 U
MW-20 Screen 3	Apr/May 2012	MW-20-3	2.0 U	5.000 U	5.0 U	0.010 U
MW-20 Screen 3	Aug/Sep 2012	MW-20-3	NA	NA	0.6 U	0.002 U
MW-20 Screen 4	Nov/Dec 2011	MW-20-4	NA	NA	5.0 U	0.010 U
MW-20 Screen 4	Jan/Feb 2012	MW-20-4	NA	NA	5.0 U	0.010 U
MW-20 Screen 4	Apr/May 2012	MW-20-4	2.0 U	5.000 U	5.0 U	0.010 U
MW-20 Screen 4	Aug/Sep 2012	MW-20-4	NA	NA	3.0 U	0.002 U
MW-20 Screen 5	Nov/Dec 2011	MW-20-5	NA	NA	5.0 U	0.010 U
MW-20 Screen 5	Jan/Feb 2012	MW-20-5	NA	NA	5.0 U	0.010 U
MW-20 Screen 5	Apr/May 2012	MW-20-5	2.0 U	5.000 U	5.0 U	0.010 U
MW-20 Screen 5	Aug/Sep 2012	MW-20-5	NA	NA	0.9 U	0.002 U
MW-21 Screen 1	Nov/Dec 2011	MW-21-1	NA	NA	5.0 U	0.010 U
MW-21 Screen 1	Jan/Feb 2012	MW-21-1	NA	NA	5.0 U	0.010 U
MW-21 Screen 1	Apr/May 2012	MW-21-1	2.0 U	5.000 U	5.0 U	0.010 U
MW-21 Screen 1	Aug/Sep 2012	MW-21-1	NA	NA	1.4 U	0.002 U

Sample Location	Sampling Event	Sample Number	Arsenic (µg/L)	Lead (µg/L)	Chromium, Total (µg/L)	Chromium, Hexavalent (mg/L)
MW-21 Screen 2	Nov/Dec 2011	MW-21-2	NA	NA	5.0 U	0.010 U
MW-21 Screen 2	Nov/Dec 2011	DUPE-1-4Q11	NA	NA	5.0 U	0.010 U
MW-21 Screen 2	Jan/Feb 2012	MW-21-2	NA	NA	5.0 U	0.010 U
MW-21 Screen 2	Jan/Feb 2012	DUPE-1-1Q12	NA	NA	5.0 U	0.010 U
MW-21 Screen 2	Apr/May 2012	MW-21-2	2.0 U	5.000 U	5.0 U	0.010 U
MW-21 Screen 2	Aug/Sep 2012	MW-21-2	NA	NA	3.0 U	0.002 U
MW-21 Screen 3	Nov/Dec 2011	MW-21-3	NA	NA	5.0 U	0.010 U
MW-21 Screen 3	Jan/Feb 2012	MW-21-3	NA	NA	5.0 U	0.010 U
MW-21 Screen 3	Apr/May 2012	MW-21-3	2.0 U	5.000 U	5.0 U	0.010 U
MW-21 Screen 3	Aug/Sep 2012	MW-21-3	NA	NA	0.6 U	0.002 U
MW-21 Screen 3	Aug/Sep 2012	DUPE-7-3Q12	NA	NA	3.0 U	0.002 U
MW-21 Screen 4	Nov/Dec 2011	MW-21-4	NA	NA	5.0 U	0.010 U
MW-21 Screen 4	Jan/Feb 2012	MW-21-4	NA	NA	5.0 U	0.010 U
MW-21 Screen 4	Apr/May 2012	MW-21-4	2.0 U	5.000 U	5.0 U	0.010 U
MW-21 Screen 4	Aug/Sep 2012	MW-21-4	NA	NA	0.7 U	0.002 U
MW-21 Screen 5	Nov/Dec 2011	MW-21-5	NA	NA	5.0 U	0.010 U
MW-21 Screen 5	Jan/Feb 2012	MW-21-5	NA	NA	5.0 U	0.010 U
MW-21 Screen 5	Apr/May 2012	MW-21-5	2.0 U	5.000 U	5.0 U	0.010 U
MW-21 Screen 5	Aug/Sep 2012	MW-21-5	NA	NA	0.8 U	0.001 J
MW-22 Screen 1	Nov/Dec 2011	MW-22-1	NA	NA	5.0 U	0.010 U
MW-22 Screen 1	Jan/Feb 2012	MW-22-1	NA	NA	5.0 U	0.010 U
MW-22 Screen 1	Apr/May 2012	MW-22-1	2.0 U	5.000 U	5.0 U	0.010 U
MW-22 Screen 1	Apr/May 2012	DUPE-1-2Q12	2.0 U	5.000 U	5.0 U	0.010 U
MW-22 Screen 1	Aug/Sep 2012	MW-22-1	NA	NA	0.6 J	0.002 U
MW-22 Screen 2	Nov/Dec 2011	MW-22-2	NA	NA	5.0 U	0.010 U
MW-22 Screen 2	Jan/Feb 2012	MW-22-2	NA	NA	5.0 U	0.010 U
MW-22 Screen 2	Jan/Feb 2012	DUPE-4-1Q12	NA	NA	5.0 U	0.010 U
MW-22 Screen 2	Apr/May 2012	MW-22-2	2.0 U	5.000 U	5.0 U	0.010 U
MW-22 Screen 2	Aug/Sep 2012	MW-22-2	NA	NA	1.0 J	0.001 J
MW-22 Screen 3	Nov/Dec 2011	MW-22-3	NA	NA	5.0 U	0.010 U
MW-22 Screen 3	Jan/Feb 2012	MW-22-3	NA	NA	5.0 U	0.010 U
MW-22 Screen 3	Apr/May 2012	MW-22-3	2.0 U	5.000 U	5.0 U	0.010 U
MW-22 Screen 3	Aug/Sep 2012	MW-22-3	NA	NA	0.5 J	0.002 J
MW-22 Screen 4	Nov/Dec 2011	MW-22-4	NA	NA	5.0 U	0.010 U
MW-22 Screen 4	Nov/Dec 2011	DUPE-6-4Q11	NA	NA	5.0 U	0.010 U
MW-22 Screen 4	Apr/May 2012	MW-22-4	2.0 U	5.000 U	5.0 U	0.010 U
MW-22 Screen 5	Nov/Dec 2011	MW-22-5	NA	NA	5.0 U	0.010 U
MW-22 Screen 5	Apr/May 2012	MW-22-5	2.0 U	5.000 U	5.0 U	0.010 U
MW-23 Screen 1	Nov/Dec 2011	MW-23-1	NA	NA	5.0 U	0.010 U
MW-23 Screen 1	Jan/Feb 2012	MW-23-1	NA	NA	5.0 U	0.010 U
MW-23 Screen 1	Jan/Feb 2012	DUPE-3-1Q12	NA	NA	5.0 U	0.010 U

Sample Location	Sampling Event	Sample Number	Arsenic (µg/L)	Lead (µg/L)	Chromium, Total (µg/L)	Chromium, Hexavalent (mg/L)
MW-23 Screen 1	Apr/May 2012	MW-23-1	2.0 U	5.000 U	500.0 U	0.010 U
MW-23 Screen 1	Apr/May 2012	DUPE-3-2Q12	2.0 U	5.000 U	5.0 U	0.010 U
MW-23 Screen 1	Aug/Sep 2012	MW-23-1	NA	NA	3.0 U	0.002 U
MW-23 Screen 2	Nov/Dec 2011	MW-23-2	NA	NA	5.0 U	0.010 U
MW-23 Screen 2	Jan/Feb 2012	MW-23-2	NA	NA	5.0 U	0.010 U
MW-23 Screen 2	Apr/May 2012	MW-23-2	2.0 U	5.000 U	5.0 U	0.010 U
MW-23 Screen 2	Aug/Sep 2012	MW-23-2	NA	NA	3.0 U	0.002 U
MW-23 Screen 2	Aug/Sep 2012	DUPE-4-3Q12	NA	NA	3.0 U	0.002 J
MW-23 Screen 3	Nov/Dec 2011	MW-23-3	NA	NA	5.0 U	0.010 U
MW-23 Screen 3	Jan/Feb 2012	MW-23-3	NA	NA	5.0 U	0.010 U
MW-23 Screen 3	Apr/May 2012	MW-23-3	2.0 U	5.000 U	7.8	0.010 U
MW-23 Screen 3	Aug/Sep 2012	MW-23-3	NA	NA	2.5 J	0.003 J
MW-23 Screen 4	Nov/Dec 2011	MW-23-4	NA	NA	5.0 U	0.010 U
MW-23 Screen 4	Jan/Feb 2012	MW-23-4	NA	NA	5.0 U	0.010 U
MW-23 Screen 4	Apr/May 2012	MW-23-4	3.3	5.000 U	7.1	0.010 U
MW-23 Screen 4	Aug/Sep 2012	MW-23-4	NA	NA	2.2 J	0.003 J
MW-23 Screen 5	Nov/Dec 2011	MW-23-5	NA	NA	5.0 U	0.010 U
MW-23 Screen 5	Apr/May 2012	MW-23-5	2.0 U	5.000 U	5.4	0.010 U
MW-24 Screen 1	Nov/Dec 2011	MW-24-1	NA	NA	5.8	0.010 U
MW-24 Screen 1	Jan/Feb 2012	MW-24-1	NA	NA	5.0 U	0.010 U
MW-24 Screen 1	Apr/May 2012	MW-24-1	2.0 U	5.000 U	5.0 U	0.010 U
MW-24 Screen 1	Aug/Sep 2012	MW-24-1	NA	NA	2.7 J	0.002 U
MW-24 Screen 2	Nov/Dec 2011	MW-24-2	NA	NA	5.0 U	0.010 U
MW-24 Screen 2	Jan/Feb 2012	MW-24-2	NA	NA	5.0 U	0.010 U
MW-24 Screen 2	Apr/May 2012	MW-24-2	3.0	5.000 U	5.0 U	0.010 U
MW-24 Screen 2	Aug/Sep 2012	MW-24-2	NA	NA	1.7 J	0.002 J
MW-24 Screen 3	Nov/Dec 2011	MW-24-3	NA	NA	5.0 U	0.010 U
MW-24 Screen 3	Nov/Dec 2011	DUPE-7-4Q11	NA	NA	5.0 U	0.010 U
MW-24 Screen 3	Jan/Feb 2012	MW-24-3	NA	NA	5.0 U	0.010 U
MW-24 Screen 3	Apr/May 2012	MW-24-3	5.2	5.000 U	5.0 U	0.010 U
MW-24 Screen 3	Apr/May 2012	DUPE-2-2Q12	4.9	5.000 U	5.0 U	0.010 U
MW-24 Screen 3	Aug/Sep 2012	MW-24-3	NA	NA	3.0 U	0.002 U
MW-24 Screen 3	Aug/Sep 2012	DUPE-6-3Q12	NA	NA	3.0 U	0.002 U
MW-24 Screen 4	Nov/Dec 2011	MW-24-4	NA	NA	5.0 U	0.010 U
MW-24 Screen 4	Jan/Feb 2012	MW-24-4	NA	NA	5.0 U	0.010 U
MW-24 Screen 4	Apr/May 2012	MW-24-4	2.0 U	5.000 U	5.0 U	0.010 U
MW-24 Screen 4	Aug/Sep 2012	MW-24-4	NA	NA	3.0 U	0.002 U
MW-24 Screen 5	Nov/Dec 2011	MW-24-5	NA	NA	5.0 U	0.010 U
MW-24 Screen 5	Apr/May 2012	MW-24-5	2.8	5.000 U	5.0 U	0.010 U
MW-25 Screen 1	Nov/Dec 2011	MW-25-1	NA	NA	5.0 U	0.010 U
MW-25 Screen 1	Jan/Feb 2012	MW-25-1	NA	NA	5.0 U	0.010 U

Sample Location	Sampling Event	Sample Number	Arsenic (µg/L)	Lead (µg/L)	Chromium, Total (µg/L)	Chromium, Hexavalent (mg/L)
MW-25 Screen 1	Apr/May 2012	MW-25-1	2.0 U	5.000 U	5.0 U	0.010 U
MW-25 Screen 1	Aug/Sep 2012	MW-25-1	NA	NA	1.5 J	0.002 U
MW-25 Screen 2	Nov/Dec 2011	MW-25-2	NA	NA	5.0 U	0.010 U
MW-25 Screen 2	Jan/Feb 2012	MW-25-2	NA	NA	5.0	0.010 U
MW-25 Screen 2	Apr/May 2012	MW-25-2	2.0 U	5.000 U	5.0 U	0.010 U
MW-25 Screen 2	Aug/Sep 2012	MW-25-2	NA	NA	2.8 J	0.002 J
MW-25 Screen 3	Nov/Dec 2011	MW-25-3	NA	NA	5.0 U	0.010 U
MW-25 Screen 3	Jan/Feb 2012	MW-25-3	NA	NA	5.1	0.010 U
MW-25 Screen 3	Apr/May 2012	MW-25-3	2.0 U	5.000 U	5.0 U	0.010 U
MW-25 Screen 3	Aug/Sep 2012	MW-25-3	NA	NA	3.2	0.003
MW-25 Screen 3	Aug/Sep 2012	DUPE-2-3Q12	NA	NA	3.2	0.003
MW-25 Screen 4	Nov/Dec 2011	MW-25-4	NA	NA	5.0 U	0.010 U
MW-25 Screen 4	Jan/Feb 2012	MW-25-4	NA	NA	5.0 U	0.010 U
MW-25 Screen 4	Apr/May 2012	MW-25-4	2.0 U	5.000 U	5.0 U	0.010 U
MW-25 Screen 4	Aug/Sep 2012	MW-25-4	NA	NA	1.1 J	0.002 U
MW-25 Screen 5	Nov/Dec 2011	MW-25-5	NA	NA	5.0 U	0.010 U
MW-25 Screen 5	Jan/Feb 2012	MW-25-5	NA	NA	5.0 U	0.010 U
MW-25 Screen 5	Apr/May 2012	MW-25-5	2.0 U	5.000 U	5.0 U	0.010 U
MW-25 Screen 5	Aug/Sep 2012	MW-25-5	NA	NA	3.0 U	0.002 U
MW-26 Screen 1	Nov/Dec 2011	MW-26-1	NA	NA	5.0 U	0.010 U
MW-26 Screen 1	Jan/Feb 2012	MW-26-1	NA	NA	5.0 U	0.010 U
MW-26 Screen 1	Apr/May 2012	MW-26-1	2.0 U	5.000 U	5.0 U	0.010 U
MW-26 Screen 1	Aug/Sep 2012	MW-26-1	NA	NA	3.0 U	0.002 U

Sample Location	Sampling Event	Sample Number	Arsenic (µg/L)	Lead (µg/L)	Chromium, Total (µg/L)	Chromium, Hexavalent (mg/L)
MW-26 Screen 2	Nov/Dec 2011	MW-26-2	NA	NA	5.0 U	0.010 U
MW-26 Screen 2	Jan/Feb 2012	MW-26-2	NA	NA	5.0 U	0.010 U
MW-26 Screen 2	Apr/May 2012	MW-26-2	2.0 U	5.000 U	5.0 U	0.010 U
MW-26 Screen 2	Aug/Sep 2012	MW-26-2	NA	NA	3.0 U	0.002 U
California Maximum Contaminant Level (MCL)			10	15 *	50	0.05 **
EPA Region IX Maximum Contaminant Level			50	15 *	100	NE

Notes

DUPE Field Duplicate

NA Not analyzed

NE Not established

UNK PQL value unknown

* Interim Action Level - California Department of Health Services

** As of January 6, 2004, hexavalent chromium is regulated under the 50-µg/L MCL for total chromium.

DHS will be adopting an MCL that is specific for hexavalent chromium (DHS, 2004).

As of December 31, 2010, a draft PHG of 0.02 µg/L has been established by Cal/EPA (e.g., Health and Safety

Code requirement to establish the MCL); however, the CDPH (formerly DHS) has not established an MCL.

J Analyte concentration is an estimated value

U Analyte was analyzed for but not detected at or above the stated limit

TABLE 3
SUMMARY OF VOLATILE ORGANIC COMPOUNDS AND PERCHLORATE REPORTED IN
MUNICIPAL PRODUCTION WELLS NEAR JPL DURING LAST FOUR SAMPLING EVENTS OF THE
LONG-TERM QUARTERLY GROUNDWATER SAMPLING PROGRAM

(All concentrations reported in µg/L.)

(Shaded values exceed State or Federal MCLs or action levels.)

Purveyor	Well Name	Sample Date	Perchlorate	Carbon Tetrachloride	PCE	TCE
LINCOLN AVENUE WATER CO.	WELL 03	9/13/11	38.0	NA	NA	NA
		9/20/11	40.0	NA	NA	NA
		9/27/11	44.0	NA	NA	NA
		10/04/11	35.0	1.2	0.5 U	1.3
		10/11/11	36.0	NA	NA	NA
		10/18/11	35.0	NA	NA	NA
		10/25/11	35.0	NA	NA	NA
		11/01/11	35.0	1.1	0.5 U	1.6
		11/08/11	31.0	NA	NA	NA
		11/15/11	35.0	NA	NA	NA
		11/22/11	10.0	NA	NA	NA
		12/06/11	26.0	0.5 U	0.5 U	0.5 U
		12/13/11	24.0	NA	NA	NA
		1/05/12	24.0	0.5 U	0.5 U	0.5 U
		1/11/12	24.0	NA	NA	NA
		1/17/12	26.0	NA	NA	NA
		2/03/12	4.0 U	0.5 U	0.5 U	0.5 U
		2/14/12	18.0	NA	NA	NA
		3/09/12	24.0	0.5 U	0.5 U	0.5 U
		3/16/12	18.0	NA	NA	NA
		4/10/12	14.0	0.5 U	0.5 U	0.5 U
		5/22/12	14.0	NA	NA	NA
		5/30/12	13.0	NA	NA	NA
		6/05/12	16.0	0.5 U	0.5 U	0.5 U
		6/12/12	17.0	NA	NA	NA
		6/19/12	18.0	NA	NA	NA
		6/26/12	19.0	NA	NA	NA
		7/03/12	19.0	0.5	0.5 U	0.6
		7/10/12	19.0	NA	NA	NA
		7/17/12	19.0	NA	NA	NA
	7/24/12	20.0	NA	NA	NA	
	7/31/12	19.0	NA	NA	NA	
	8/06/12	NA	0.7	0.5 U	0.9	
8/07/12	19.0	0.7	0.5 U	0.8		
8/14/12	20.0	NA	NA	NA		
8/21/12	20.0	NA	NA	NA		
8/28/12	20.0	NA	NA	NA		
WELL 05	11/18/11	31.0	2.4	0.5	2.1	
	11/22/11	30.0	NA	NA	NA	
	11/29/11	30.0	NA	NA	NA	
	12/06/11	29.0	2.4	0.7	3.0	
	12/13/11	29.0	NA	NA	NA	
		12/20/11	32.0	NA	NA	NA

Purveyor	Well Name	Sample Date	Perchlorate	Carbon Tetrachloride	PCE	TCE
LINCOLN AVENUE WATER CO. (con't)	WELL 05 (con't)	12/27/11	30.0	NA	NA	NA
		1/03/12	30.0	2.3	0.6	2.3
		1/10/12	29.0	NA	NA	NA
		1/17/12	29.0	NA	NA	NA
		1/24/12	27.0	NA	NA	NA
		1/31/12	28.0	NA	NA	NA
		2/06/12	NA	2.8	0.7	2.4
		2/07/12	27.0	2.4	0.7	2.3
		2/14/12	27.0	NA	NA	NA
		2/21/12	29.0	NA	NA	NA
		2/28/12	27.0	NA	NA	NA
		3/06/12	27.0	2.3	0.6	2.1
		3/13/12	27.0	NA	NA	NA
		3/20/12	28.0	NA	NA	NA
		3/27/12	28.0	NA	NA	NA
		4/03/12	29.0	2.4	0.6	2.1
		4/10/12	29.0	NA	NA	NA
		4/17/12	31.0	NA	NA	NA
		4/24/12	32.0	NA	NA	NA
		5/22/12	30.0	NA	NA	NA
		5/29/12	28.0	NA	NA	NA
		6/05/12	28.0	2.5	0.7	2.0
		6/12/12	27.0	NA	NA	NA
		6/19/12	27.0	NA	NA	NA
		6/26/12	27.0	NA	NA	NA
		7/03/12	27.0	2.1	0.7	1.8
		7/10/12	26.0	NA	NA	NA
		7/17/12	26.0	NA	NA	NA
		7/24/12	26.0	NA	NA	NA
		7/31/12	26.0	NA	NA	NA
8/07/12	26.0	2.2	0.6	2.0		
8/14/12	26.0	NA	NA	NA		
8/21/12	26.0	NA	NA	NA		
8/28/12	26.0	NA	NA	NA		
RUBIO CANON LAND & WATER ASSOCIATION	WELL 04	9/12/11	4.0 U	NA	NA	NA
		9/19/11	4.0 U	NA	NA	NA
		10/03/11	4.0 U	NA	NA	NA
		10/10/11	4.0 U	0.5 U	0.5 U	0.5 U
		3/19/12	4.0 U	0.5 U	0.5 U	0.5 U
		4/02/12	4.0 U	NA	NA	NA
		4/09/12	4.0 U	NA	NA	NA
		4/16/12	4.0 U	NA	NA	NA
		4/23/12	4.0 U	NA	NA	NA
		5/21/12	4.0 U	NA	NA	NA
		5/29/12	4.0 U	NA	NA	NA
		6/04/12	4.0 U	NA	NA	NA
		6/11/12	4.0 U	NA	NA	NA
		6/18/12	4.0 U	NA	NA	NA
6/25/12	4.0 U	NA	NA	NA		
7/02/12	4.0 U	NA	NA	NA		

Purveyor	Well Name	Sample Date	Perchlorate	Carbon Tetrachloride	PCE	TCE
RUBIO CANON LAND & WATER ASSOCIATION (con't)	WELL 04 (con't)	7/09/12	4.0 U	NA	NA	NA
		7/16/12	4.0 U	NA	NA	NA
		7/23/12	4.0 U	NA	NA	NA
		7/30/12	4.0 U	NA	NA	NA
		8/06/12	4.0 U	NA	NA	NA
		8/13/12	4.0 U	NA	NA	NA
		8/20/12	4.0 U	NA	NA	NA
		8/27/12	4.0 U	NA	NA	NA
	WELL 07	9/12/11	4.0 U	NA	NA	NA
		9/19/11	4.0 U	NA	NA	NA
		9/26/11	4.0 U	NA	NA	NA
		10/03/11	4.0 U	NA	0.5 U	NA
		10/10/11	4.0 U	0.5 U	0.5 U	0.5 U
		10/17/11	4.0 U	NA	NA	NA
		10/24/11	4.0 U	NA	NA	NA
		10/31/11	4.0 U	NA	NA	NA
		11/07/11	4.0 U	NA	NA	NA
		11/14/11	4.0 U	NA	NA	NA
		11/21/11	4.0 U	NA	NA	NA
		11/28/11	4.0 U	NA	NA	NA
		12/05/11	4.0 U	NA	NA	NA
		12/12/11	4.0 U	NA	NA	NA
		12/19/11	4.0 U	NA	NA	NA
		12/27/11	4.0 U	NA	NA	NA
		1/03/12	4.0 U	NA	0.5 U	NA
		1/09/12	4.0 U	NA	NA	NA
		1/17/12	4.0 U	NA	NA	NA
		1/23/12	4.0 U	NA	NA	NA
		1/30/12	4.0 U	NA	NA	NA
		2/06/12	4.0 U	0.5 U	0.5 U	0.5 U
		2/13/12	4.0 U	NA	NA	NA
		2/21/12	4.0 U	NA	NA	NA
		2/27/12	4.0 U	NA	NA	NA
		3/05/12	4.0 U	NA	NA	NA
		3/12/12	4.0 U	NA	NA	NA
		3/19/12	4.0 U	NA	NA	NA
		3/26/12	4.0 U	NA	NA	NA
		4/02/12	4.0 U	NA	0.5 U	NA
		4/09/12	4.0 U	NA	NA	NA
		4/16/12	4.0 U	NA	NA	NA
		4/23/12	4.0 U	NA	NA	NA
		5/21/12	4.0 U	NA	NA	NA
5/29/12	4.0 U	NA	NA	NA		
6/04/12	4.0 U	NA	NA	NA		
6/11/12	4.0 U	NA	NA	NA		
6/18/12	4.0 U	NA	NA	NA		
6/25/12	4.0 U	NA	NA	NA		
7/02/12	4.0 U	NA	0.5 U	NA		
7/09/12	4.0 U	NA	NA	NA		
7/16/12	4.0 U	NA	NA	NA		

Purveyor	Well Name	Sample Date	Perchlorate	Carbon Tetrachloride	PCE	TCE
RUBIO CANON LAND & WATER ASSOCIATION (con't)	WELL 07 (con't)	7/23/12	4.0 U	NA	NA	NA
		7/30/12	4.0 U	NA	NA	NA
		8/06/12	4.0 U	NA	NA	NA
		8/13/12	4.0 U	NA	NA	NA
		8/20/12	4.0 U	NA	NA	NA
		8/27/12	4.0 U	NA	NA	NA
LAS FLORES WATER CO.	WELL 02	9/12/11	6.2	NA	0.5 U	NA
		9/19/11	7.0	NA	0.5 U	NA
		9/26/11	6.1	NA	0.5 U	NA
		10/03/11	5.4	NA	0.5 U	NA
		10/10/11	7.1	NA	0.5 U	NA
		10/17/11	5.7	NA	0.5 U	NA
		10/24/11	5.6	NA	0.5 U	NA
		10/31/11	5.6	NA	0.5	NA
		11/07/11	5.4	NA	0.5 U	NA
		11/14/11	6.0	NA	0.5 U	NA
		11/21/11	5.7	NA	0.5 U	NA
		11/28/11	5.6	NA	0.5 U	NA
		12/05/11	5.7	NA	0.5 U	NA
		12/12/11	5.7	NA	0.5 U	NA
		12/19/11	5.1	NA	0.5 U	NA
		12/27/11	5.6	NA	0.6	NA
		1/03/12	6.0	NA	0.5 U	NA
		1/09/12	6.1	NA	0.5	NA
		1/16/12	5.5	NA	0.6	NA
		1/23/12	4.9	NA	0.5	NA
		1/30/12	4.6	NA	0.5	NA
		2/06/12	4.8	NA	0.6	NA
		2/13/12	5.0	NA	0.5 U	NA
		2/21/12	4.2	NA	0.5	NA
		2/27/12	4.0	NA	0.6	NA
		3/05/12	4.9	NA	0.6	NA
		3/12/12	4.4	NA	0.5	NA
		3/19/12	5.4	NA	0.5	NA
		3/26/12	4.5	NA	0.5	NA
		4/02/12	4.6	NA	0.5	NA
		4/09/12	4.4	NA	0.5 U	NA
		4/16/12	4.0	NA	0.5	NA
		4/23/12	5.6	NA	0.5 U	NA
5/21/12	4.8	NA	0.5 U	NA		
5/29/12	4.9	NA	0.5 U	NA		
6/04/12	4.8	NA	0.5 U	NA		
6/11/12	4.6	NA	0.5 U	NA		
6/18/12	5.5	NA	0.5 U	NA		
6/25/12	4.6	NA	0.5 U	NA		
7/02/12	4.5	NA	0.5 U	NA		
7/09/12	4.2	NA	0.5 U	NA		
7/16/12	4.3	NA	0.5 U	NA		
7/23/12	4.6	NA	0.5 U	NA		
7/30/12	5.5	NA	0.5 U	NA		

Purveyor	Well Name	Sample Date	Perchlorate	Carbon Tetrachloride	PCE	TCE
LAS FLORES WATER CO. (con't)	WELL 02 (con't)	8/06/12	4.0 U	NA	0.5 U	NA
		8/13/12	5.2	NA	0.5	NA
		8/20/12	4.3	NA	0.5 U	NA
		8/27/12	5.6	NA	0.8	NA
LA CANADA IRRIGATION DIST.	WELL 01	9/19/11	NA	NA	0.6	1.2
		3/26/12	NA	0.5 U	0.6	1.7
		5/29/12	4.0 U	NA	NA	NA
		6/30/12	NA	NA	0.8	1.9
		8/27/12	4.7	NA	NA	NA
	WELL 06	9/26/11	5.5	NA	0.5 U	0.6
		12/05/11	NA	0.5 U	0.5 U	0.6
		3/23/12	NA	NA	0.5 U	0.7
6/30/12		NA	NA	0.5 U	0.9	
VALLEY WATER CO.	WELL 01	5/23/12	4.0 U	0.5 U	2.2	0.6
		6/07/12	4.0 U	0.5 U	2.4	1.2
		7/02/12	4.2	NA	NA	NA
		7/05/12	NA	0.5 U	2.4	1.3
		8/02/12	4.0 U	0.5 U	1.8	1.3
	WELL 02	9/09/11	4.2	NA	NA	NA
		10/03/11	4.5	0.5 U	2.1	1.1
		11/01/11	5.1	0.5 U	2.0	1.0
		5/23/12	4.1	0.5 U	4.7	0.7
		6/07/12	4.0	0.5 U	5.6	0.7
		7/05/12	4.0 U	0.5 U	4.7	0.6
	WELL 03	8/02/12	4.0 U	0.5 U	4.4	0.6
		5/23/12	4.7	0.5 U	1.9	1.0
		6/07/12	4.7	0.5 U	2.2	0.9
		7/05/12	4.6	0.5 U	1.6	0.9
	WELL 04	8/02/12	4.6	0.5 U	1.5	1.0
		5/23/12	4.5	0.5 U	1.6	2.4
		6/07/12	4.3	0.5 U	2.0	1.8
		7/02/12	4.5	NA	NA	NA
		7/05/12	NA	0.5 U	1.8	1.5
PASADENA-CITY, WATER DEPT.	ARROYO	8/02/12	4.4	0.5 U	2.0	1.6
		9/13/11	66.8	3.1	0.5	0.8
		9/20/11	70.3	3.1	0.5	0.8
		9/27/11	58.7	3.0	0.5	0.8
		10/04/11	57.0	2.8	0.5 U	0.5 U
		10/11/11	61.7	2.5	0.5 U	0.8
		10/18/11	57.8	2.8	0.5	0.9
		10/25/11	60.2	2.8	0.6	0.9
		11/01/11	59.2	3.0	0.6	0.9
		11/08/11	55.5	2.7	0.5	0.8
		11/15/11	53.5	3.1	0.6	0.9
		11/22/11	55.8	3.0	0.6	0.9
		11/29/11	52.9	2.9	0.5	0.9
		12/06/11	52.4	2.8	0.5 U	0.8
12/13/11	50.6	2.8	0.5	0.8		
12/20/11	53.3	2.9	0.5	0.8		
12/27/11	46.9	2.7	0.5 U	0.8		

Purveyor	Well Name	Sample Date	Perchlorate	Carbon Tetrachloride	PCE	TCE
PASADENA-CITY, WATER DEPT. (con't)	ARROYO (con't)	1/03/12	47.9	2.8	0.5 U	0.8
		1/10/12	50.3	2.6	0.5 U	0.8
		1/17/12	46.5	3.9	0.6	0.9
		1/24/12	51.1	2.7	0.5 U	0.8
		1/31/12	46.1	2.7	0.5 U	0.8
		2/07/12	45.2	3.6	0.5 U	0.6
		2/15/12	41.2	3.5	0.5 U	0.8
		2/21/12	NA	2.8	0.5 U	0.6
		2/28/12	42.2	2.8	0.5 U	0.7
		3/06/12	43.5	3.3	0.6	0.9
		3/13/12	43.9	3.2	0.6	0.9
		3/20/12	48.3	2.5	0.5 U	0.7
		3/27/12	44.9	3.0	0.5 U	0.9
		4/12/12	48.4	NA	NA	NA
		6/12/12	41.6	2.9	0.5 U	0.8
		6/19/12	36.5	2.7	0.5 U	0.8
		6/26/12	35.6	2.8	0.5 U	0.7
		7/03/12	41.4	0.5 U	0.5 U	0.5 U
		7/10/12	39.8	3.2	0.5 U	0.7
		7/17/12	39.4	3.5	0.5 U	0.8
		7/24/12	38.2	3.0	0.5 U	0.7
		8/01/12	NA	2.8	0.5 U	0.6
		8/07/12	36.8	2.7	0.5 U	0.6
		8/14/12	36.5	3.0	0.5 U	0.7
	8/21/12	35.1	3.0	0.5 U	0.6	
	8/28/12	39.9	3.8	0.5 U	0.7	
	VENTURA	10/11/11	5.9	0.5 U	0.9	2.7
		10/18/11	4.5	0.5 U	0.9	2.4
		10/25/11	5.1	0.5 U	1.0	2.4
		11/01/11	5.4	0.5 U	1.0	2.5
		11/08/11	4.7	0.5 U	0.9	2.2
		11/15/11	4.4	0.5 U	1.0	2.5
		11/22/11	5.1	0.5 U	0.9	2.6
		11/29/11	5.0	0.5 U	0.9	2.5
12/06/11		5.4	0.5 U	0.8	2.4	
12/13/11		5.2	0.5 U	0.9	2.4	
12/20/11		5.4	0.5 U	0.9	2.5	
12/27/11		4.8	0.5 U	0.9	2.4	
1/03/12		4.6	0.5 U	0.8	2.2	
1/10/12		5.0	0.5 U	0.8	2.3	
1/17/12		4.9	0.5 U	0.9	2.4	
1/24/12		5.2	0.5 U	0.8	2.4	
1/31/12		4.6	0.5 U	0.9	2.5	
2/07/12		4.6	0.5 U	0.8	2.6	
2/15/12		4.5	0.5 U	0.9	2.4	
2/21/12		4.3	0.5 U	1.0	2.3	
2/28/12	4.4	0.5 U	0.7	2.1		
3/06/12	4.7	0.5 U	1.0	2.2		
3/13/12	4.7	0.5 U	1.1	2.6		
3/20/12	5.3	0.5 U	0.8	2.2		

Purveyor	Well Name	Sample Date	Perchlorate	Carbon Tetrachloride	PCE	TCE
PASADENA-CITY, WATER DEPT. (con't)	VENTURA (con't)	3/27/12	4.9	0.5 U	0.9	2.7
		4/12/12	5.2	NA	NA	NA
		6/12/12	4.4	0.5 U	0.8	2.7
		6/19/12	4.1	0.5 U	0.8	2.6
		6/26/12	4.3	0.5 U	0.9	2.2
		7/03/12	4.5	0.5 U	0.9	2.5
		7/10/12	5.0	0.5 U	0.9	2.5
		7/17/12	4.9	0.5 U	0.9	2.6
		7/24/12	4.9	0.5 U	0.8	2.5
		8/01/12	4.7	0.5 U	0.8	2.3
		8/07/12	4.2	0.5 U	0.8	2.3
		8/14/12	5.0	0.5 U	0.9	2.5
		8/21/12	4.5	0.5 U	0.9	2.5
		8/29/12	4.7	0.5 U	0.9	2.5
California Maximum Contaminant Level (MCL)			6.0 *	0.5	5.0	5.0
EPA Region IX Maximum Contaminant Level			NE	5.0	5.0	5.0

Notes

- NA Not analyzed
- NE Not established
- * Interim Action Level - California Department of Public Health
- Source California Department of Public Health Drinking Water Program, California Drinking Water Data, January 4, 2005
- U Indicates the compound or analyte was analyzed for but not detected at or above the stated limit.