



Technical Memorandum

First Quarter 2013 Monitoring Summary

National Aeronautics and Space Administration

Jet Propulsion Laboratory, Pasadena, California

Final

April 2013

This technical memorandum summarizes the results of the first quarter 2013 groundwater sampling event completed as part of the groundwater monitoring program at the National Aeronautics and Space Administration (NASA) Jet Propulsion Laboratory (JPL).

INTRODUCTION

During the first quarter 2013 sampling event, groundwater samples were collected from 23 JPL monitoring wells (MWs), both on- and off-facility, and analyzed for volatile organic compounds (VOCs), total chromium, hexavalent chromium [Cr(VI)], and perchlorate. Figure 1 shows the locations of the groundwater monitoring wells.

Groundwater samples were shipped to BC Laboratories, Inc., in Bakersfield, California, for chemical analysis. BC Laboratories, Inc. is certified by the California Department of Public Health (CDPH). Sample collection procedures and sample analyses were conducted in accordance with the approved *Work Plan for Performing a Remedial Investigation/Feasibility Study*.¹ No reported data were rejected for non-compliance with method requirements during the course of validation and no reported data were deemed unusable.

Table 1 summarizes analytical results for VOCs and perchlorate and Table 2 summarizes analytical results for metals during the most recent four quarters. Table 3 summarizes VOC and perchlorate concentrations in production wells located near the JPL facility during the most recent four quarters. No tentatively identified compounds (TICs) were detected in the samples collected during the first quarter of 2013.

Additional figures are included in this technical memorandum summarizing the results from the first quarter 2013 sampling event. Figure 2 shows the lateral extent of carbon tetrachloride concentrations in groundwater and Figure 3 includes a cross-section detailing the horizontal and vertical extent of carbon tetrachloride. Figure 4 shows the lateral extent of perchlorate concentrations in groundwater, and Figure 5 includes a cross-section detailing the horizontal and vertical extent of perchlorate in groundwater. Figure 6 shows the lateral extent of tetrachloroethene (PCE) concentrations in groundwater. Figure 7 shows the lateral extent of trichloroethene (TCE) concentrations in groundwater and Figure 8 shows groundwater elevation contours and groundwater flow directions.

The groundwater monitoring wells have been grouped into four categories:

- On-facility source area wells (MW-7, MW-13, MW-16, and MW-24);
- Other on-facility wells (MW-6, MW-8, MW-11, MW-22, and MW-23);
- Perimeter off-facility wells (MW-1, MW-3, MW-4, MW-5, MW-9, MW-10, MW-12, MW-14, and MW-15); and
- Off-facility wells (MW-17, MW-18, MW-19, MW-20, MW-21, MW-25, and MW-26).

¹ Ebasco. 1993. *Work Plan for Performing a Remedial Investigation/Feasibility Study*, National Aeronautics and Space Administration Jet Propulsion Laboratory, Pasadena, California. December.

Well MW-2 has not been sampled during the groundwater monitoring program since it was replaced with well MW-14.

ON-FACILITY SOURCE AREA WELLS

On-facility source area wells consist of wells that have historically contained the highest concentration of site-related chemicals. This group of wells is located within the JPL facility (on-facility) and consists of monitoring wells MW-7, MW-13, MW-16, and MW-24.

The source area treatment system has been operating since 2005 and addresses groundwater beneath the JPL facility which has historically contained the highest concentrations of perchlorate and VOCs (i.e., the source area). Operation of the source area treatment system appears to have resulted in a significant reduction of chemicals of interest in wells MW-7, MW-16 and MW-24, which are located within the treatment zone. Additional details regarding chemical concentrations in these wells are presented below.

PERCHLORATE ANALYTICAL RESULTS

- During the first quarter 2013 sampling event, concentrations of perchlorate in excess of the state maximum contaminant level (MCL) (6.0 micrograms per liter [$\mu\text{g/L}$]) were reported in samples collected from wells MW-7 (35.0 $\mu\text{g/L}$), MW-13 (1,400 $\mu\text{g/L}$) and MW-24 (Screen 2 [9.9 $\mu\text{g/L}$]). No other perchlorate detections occurred in the on-facility source area wells during the first quarter 2013.
- Perchlorate concentrations increased from their respective last sampling date to the first quarter 2013 in MW-7 (an estimated detected concentration indicated by “J” [1.7] $\mu\text{g/L}$ to 35.0 $\mu\text{g/L}$), MW-13 (420 $\mu\text{g/L}$ to 1,400 $\mu\text{g/L}$) and MW-24 (Screen 2 [8.7 $\mu\text{g/L}$ to 9.9 $\mu\text{g/L}$]).
- Perchlorate concentrations in MW-16 and MW-24 (Screens 1 and 3) were non-detect during the first quarter 2013, with a reporting limit of 4.0 $\mu\text{g/L}$.

VOC ANALYTICAL RESULTS

- During the first quarter 2013, carbon tetrachloride was detected at a concentration above the state MCL (0.5 $\mu\text{g/L}$) in MW-13 (0.7 $\mu\text{g/L}$). Carbon tetrachloride was also detected below the state MCL in MW-7 (0.3J $\mu\text{g/L}$), MW-16 (0.3J $\mu\text{g/L}$), and MW-24 (Screen 2 [0.2J $\mu\text{g/L}$]).
- During the first quarter 2013, TCE was detected below the state and federal MCL of 5.0 $\mu\text{g/L}$ in MW-13 (0.2J $\mu\text{g/L}$).
- During the first quarter 2013, PCE was detected below the state and federal MCL of 5.0 $\mu\text{g/L}$ in MW-7 (0.5J $\mu\text{g/L}$), MW-13 (0.5 $\mu\text{g/L}$) and MW-24 (Screens 2 [0.2J $\mu\text{g/L}$] and 3 [0.1J $\mu\text{g/L}$]).

OTHER NOTABLE ANALYTICAL RESULTS

- During the first quarter 2013, Cr(VI)² was detected below the state MCL of 50.0 $\mu\text{g/L}$ in MW-7 (10.0J $\mu\text{g/L}$), MW-13 (6.0 $\mu\text{g/L}$), MW-16 (18.0J $\mu\text{g/L}$) and MW-24 (Screen 2 [1.0J $\mu\text{g/L}$]).
- During the first quarter 2013, total chromium was detected below the state MCL of 50.0 $\mu\text{g/L}$ in MW-7 (13.0 $\mu\text{g/L}$), MW-13 (17.0 $\mu\text{g/L}$), MW-16 (17.0 $\mu\text{g/L}$) and MW-24 (Screens 1 through 3

² On July 27, 2011, the Office of Environmental Health Hazard Assessment (OEHHA) established its Public Health Goal (PHG) for Cr(VI) at a concentration of 0.02 $\mu\text{g/L}$. The PHG represents a *de minimis* lifetime cancer risk from exposure to Cr(VI) in drinking water, based on studies in laboratory animals.

[19.0 µg/L], [2.9] µg/L] and [0.7] µg/L], respectively). Historically, the total chromium concentrations in MW-7 and MW-16 have been below the state MCL (50.0 µg/L).

OTHER ON-FACILITY WELLS

This well group consists of monitoring wells MW-6, MW-8, MW-11, MW-22, and MW-23. These wells are located on the JPL facility but outside the source area.

PERCHLORATE ANALYTICAL RESULTS

- Perchlorate was detected in MW-6 (4.5 µg/L), MW-22 (Screens 1 [4.5 µg/L], 2 [3.2] µg/L] and 3 [5.0 µg/L]) and MW-23 (Screens 1 [3.8] µg/L], 2 [3.7] µg/L] and 3 [2.6] µg/L]); however, all detections were below the state MCL of 6.0 µg/L.
- Perchlorate concentrations increased slightly from their respective last sampling event to the first quarter 2013 in MW-6 (1.4] µg/L to 4.5 µg/L), MW-22 (Screens 1 [non-detect to 4.5 µg/L], 2 [non-detect to 3.2] µg/L] and 3 [non-detect to 5.0 µg/L]) and MW-23 (Screens 1 [2.3] µg/L to 3.8] µg/L], 2 [2.5] µg/L to 3.7] µg/L] and 3 [1.5] µg/L to 2.6] µg/L]).
- The perchlorate concentration of 4.5 µg/L in MW-22 (Screen 1) is down from the highest detection in this well for this screen interval (98.7 µg/L third quarter 2011). Prior to 2011, the perchlorate concentrations in MW-22 (Screen 1) had been either non-detect or below the state MCL (6.0 µg/L) with only two detections that exceeded the state MCL (third quarter 1998 [6.4 µg/L] and first quarter 1999 [6.4 µg/L]). Perchlorate was detected above the MCL in MW-22 (Screen 1) during all four quarters of 2011 (22.9, 40.1, 98.7, and 85.2 µg/L), and once in 2012 (second quarter) with a concentration of 6.5 µg/L. Perchlorate results in MW-22 (Screen 1) will continue to be closely evaluated during subsequent sampling events. MW-22 is outside the capture zone of the Source Area Treatment System, but within the capture zone of the Monk Hill Treatment System (MHTS).
- During the first quarter 2013, perchlorate was not detected in MW-8, MW-11 (Screens 1 through 4) with a reporting limit of 4.0 µg/L.

VOC ANALYTICAL RESULTS

- Carbon tetrachloride was not detected in any of the other on-facility wells during the first quarter 2013 with a reporting limit of 0.5 µg/L.
- During the first quarter 2013, TCE was detected below the state and federal MCL of 5.0 µg/L in MW-6 (4.2 µg/L), MW-22 (Screens 1 [1.2 µg/L] and 2 [0.2] µg/L]) and MW-23 (Screens 1 [1.9 µg/L] and 2 [0.7 µg/L]).
- During the first quarter 2013, PCE was detected below the state and federal MCL for PCE (5.0 µg/L) in MW-6 (1.3 µg/L), MW-22 (Screens 1 [0.4] µg/L] and 2 [0.2] µg/L]) and MW-23 (Screens 1 [0.3] µg/L] and 2 [0.3] µg/L]).

OTHER NOTABLE ANALYTICAL RESULTS

- During the first quarter 2013, Cr(VI)² was detected below the state MCL of 50 µg/L in MW-22 (Screen 3 [1.0] µg/L]) and MW-23 (Screens 3 [2.0] µg/L] and 4 [2.0] µg/L]).
- During the first quarter 2013, total chromium was detected below the state and federal MCL (50 µg/L) in MW-6 (1.6] µg/L), MW-8 (0.6] µg/L), MW-22 (Screens 1 through 3 [1.7] µg/L],

[2.0] µg/L] and [2.5] µg/L], respectively) and MW-23 (Screens 1 through 4 [1.6] µg/L], [1.6] µg/L], [3.2 µg/L] and [3.1 µg/L], respectively).

PERIMETER OFF-FACILITY WELLS

The perimeter off-facility wells are located near the JPL fence line along the perimeter of the property. This group of wells consists of MW-1, MW-3, MW-4, MW-5, MW-9, MW-10, MW-12, MW-14, and MW-15 (MW-1 and MW-9 were not sampled during the first quarter 2013).

PERCHLORATE ANALYTICAL RESULTS

- During the first quarter 2013 sampling event, concentrations of perchlorate in excess of the state MCL (6.0 µg/L) were reported in samples collected from wells MW-4 (Screen 2 [220 µg/L]), MW-10 (9.6 µg/L), and MW-14 (Screen 3 [6.1 µg/L]).
- Perchlorate was detected below the state MCL of 6.0 µg/L in MW-4 (Screen 3 [1.9] µg/L), MW-12 (Screen 4 [2.7] µg/L) and MW-14 (Screens 1, 2 and 4 [3.9] µg/L, 2.8] µg/L and 3.6] µg/L, respectively)).
- Perchlorate concentrations increased from their respective last sampling date to the first quarter 2013 in MW-4 (Screens 2 [170 µg/L to 220 µg/L] and 3 [non-detect to 1.9] µg/L] respectively) , MW-10 (5.1 µg/L to 9.6 µg/L), and MW-14 (Screens 1 through 4 [1.7] µg/L to 3.9] µg/L], [1.1] µg/L to 2.8] µg/L], [2.5] µg/L to 6.1 µg/L] and [2.2] µg/L to 3.6] µg/L], respectively).
- Perchlorate concentrations decreased slightly from their last sampling event to the first quarter 2013 in MW-12 (Screens 2, 3 and 5 [6.7 µg/L to non-detect], [3.5] µg/L to non-detect] and [1.0] µg/L to non-detect], respectively).
- The perchlorate concentration of 220 µg/L in MW-4 (Screen 2) is a repeated high detection for this well screen interval since it was first analyzed for perchlorate in 1997 (220 µg/L in the third quarter 2012). Historically, the perchlorate concentrations in MW-4 (Screen 2) have been below the state MCL (6.0 µg/L) since the first quarter 2002 with three exceptions: 6.6 µg/L, 9.0 µg/L and 6.1 µg/L (second and third quarters of 2003 and third quarter 2005, respectively). However, since the first quarter 2011 concentrations have exceeded the state MCL (6.0 µg/L). Perchlorate results in MW-4 will continue to be closely evaluated during subsequent sampling events. MW-4 is within the capture zone of the MHTS.
- The perchlorate concentrations in MW-12 (Screen 2) have been detected below the state MCL (6.0 µg/L) from the first quarter 2008 through the third quarter 2010. Since the fourth quarter 2010, the detections have been above the state MCL (6.0 µg/L) with four exceptions: 5.7 µg/L, 5.4 µg/L, 5.3 µg/L and non-detect (first and second quarters of 2011, fourth quarter 2011 and first quarter 2013, respectively). Perchlorate results in MW-12 will continue to be closely evaluated during subsequent sampling events. MW-12 is within the capture zone of the MHTS.
- Perchlorate was not detected in MW-3 (Screens 2, 3 and 4), MW-4 (Screen 1), MW-5, MW-12 (Screens 1, 2, 3 and 5) and MW-14 (Screen 5) with reporting limits ranging from of 4.0 µg/L to 8.9 µg/L.

VOC ANALYTICAL RESULTS

- During the first quarter 2013, carbon tetrachloride was detected above the state MCL in MW-12 (Screens 3 [0.8 µg/L] and 4 [0.9 µg/L]) and at a concentration below the state MCL (0.5 µg/L)

in MW-12 (Screen 5 [0.3] µg/L). No other carbon tetrachloride detections occurred in the perimeter off-facility wells during the first quarter 2013.

- During the first quarter 2013, TCE was detected in wells MW-4 (Screen 2 [0.2] µg/L), MW-10 (6.8 µg/L), MW-12 (Screens 3 [0.1] µg/L, 4 [0.4] µg/L and 5 [0.1] µg/L) and MW-14 (Screens 1 through 4 [1.7 µg/L, 4.1 µg/L, 1.8 µg/L and 0.3] µg/L, respectively)]; however, only the detection of 6.8 µg/L in MW-10 is above the state and federal MCL (5.0 µg/L). No other TCE detections occurred in the perimeter off-facility wells during the first quarter 2013.
- During the first quarter 2013, PCE was detected below the state and federal MCL (5.0 µg/L) in wells MW-4 (Screen 2 [0.4] µg/L), MW-10 (0.9 µg/L) and MW-14 (Screens 1 through 4 [0.2] µg/L, 0.4] µg/L, 0.4] µg/L and 0.3] µg/L, respectively)]. No other PCE detections occurred in the perimeter off-facility wells during the first quarter 2013.

OTHER NOTABLE ANALYTICAL RESULTS

- During the first quarter 2013, Cr(VI)² was detected below the state MCL of 50.0 µg/L in MW-4 (Screen 3 [1.0] µg/L) and MW-10 (3.0] µg/L). No other Cr(VI)² detections occurred in the perimeter off-facility wells during the first quarter 2013.
- During the first quarter 2013, total chromium was detected below the state MCL of 50.0 µg/L in MW-3 (Screens 2, 3 and 4 [0.7] µg/L, 2.5] µg/L and 10.0 µg/L, respectively)], MW-4 (Screens 1, 2 and 3 [0.7] µg/L, 5.6 µg/L and 3.5 µg/L, respectively)], MW-10 (5.8 µg/L), MW-12 (Screens 1, 2 and 3 [1.1] µg/L, 2.0] µg/L and 1.1] µg/L, respectively)], MW-14 (Screens 1, 2 and 3 [1.3] µg/L, 0.7] µg/L and 1.2] µg/L, respectively)] and MW-15 (0.6] µg/L).

OFF-FACILITY WELLS

The off-facility wells consist of monitoring wells MW-17, MW-18, MW-19, MW-20, MW-21, MW-25, and MW-26. These wells are located near and downgradient of the two off-facility treatment plants: MHTS and Lincoln Avenue Water Company (LAWC) treatment system. Daily operation of the MHTS began in February 2011. Operation of the LAWC system began in July 2004.

PERCHLORATE ANALYTICAL RESULTS

- During the first quarter 2013 sampling event, concentrations of perchlorate in excess of the state MCL (6.0 µg/L) were reported in samples collected from wells MW-17 (Screens 2 [22.0 µg/L] and 4 [10.0 µg/L]), MW-18 (Screens 3 [46.0 µg/L] and 4 [12.0 µg/L]), MW-19 (Screen 2 [6.2 µg/L]) and MW-25 (Screens 1 through 4 [9.3 µg/L, 15.0 µg/L, 11.0 µg/L and 19.0 µg/L, respectively])).
- Perchlorate was detected below the state MCL of 6.0 µg/L in MW-17 (Screen 3 [5.5 µg/L]), MW-19 (Screens 3, 4 and 5 [2.4] µg/L, 3.3] µg/L, and 2.6] µg/L, respectively)], MW-20 (Screen 2 [3.4] µg/L), MW-21 (Screens 1 through 5 [3.2] µg/L, 1.8] µg/L, 4.0 µg/L, 2.7] µg/L and 3.0] µg/L, respectively)] and MW-26 (Screen 1 [4.6 µg/L]).
- Perchlorate concentrations increased from their respective last sampling date to the first quarter 2013 in MW-17 (Screens 2 [7.8 µg/L to 22.0 µg/L], 3 [5.1 µg/L to 5.5 µg/L] and 4 [5.6 µg/L to 10.0 µg/L]), MW-18 (Screen 4 [11.0 µg/L to 12.0 µg/L]), MW-19 (Screens 2 through 5 [1.2] µg/L to 6.2 µg/L, non-detect to 2.4] µg/L, 1.4] µg/L to 3.3] µg/L and 1.4] µg/L to 2.6] µg/L, respectively)], MW-20 (Screen 2 [2.5] µg/L to 3.4] µg/L]), MW-21 (Screens 1 through 5 [1.7] µg/L to 3.2] µg/L, 1.5] µg/L to 1.8] µg/L, 1.6] µg/L to 4.0 µg/L, 1.4] µg/L to 2.7] µg/L

and 1.2] µg/L to 3.0] µg/L, respectively)), MW-25 (Screens 1, 2, 3 and 4 [6.0 µg/L to 9.3 µg/L, 11.0 µg/L to 15.0 µg/L, 6.0 µg/L to 11.0 µg/L and 5.6 µg/L to 19.0 µg/L, respectively]) and MW-26 (Screen 1 [non-detect to 4.6 µg/L]).

- The perchlorate concentration decreased from its respective last sampling event to the first quarter 2013 in MW-18 (Screen 3 [54.0 µg/L to 46.0 µg/L]).
- The perchlorate detection of 10.0 µg/L in MW-17 (Screen 4) is the first perchlorate detection above the state MCL (6.0 µg/L) since the second quarter 2003 (6.5 µg/L). Perchlorate detections have been non-detect since the third quarter 2003 through the fourth quarter 2010. Since the first quarter 2011 through the first quarter 2013, perchlorate detections have been detected below the state MCL (6.0 µg/L) with two exceptions (non-detect [fourth quarter 2011] and 10.0 µg/L [first quarter 2013]). MW-17 (Screen 4) is within the capture zone of the LAWC.
- MW-18 (Screen 3) is within the capture zone of the LAWC treatment system.
- Concentrations of perchlorate were not detected in MW-18 (Screens 2 and 5), MW-19 (Screen 1), MW-20 (Screens 1, 3, 4 and 5), MW-25 (Screen 5) and MW-26 (Screen 2).

VOC ANALYTICAL RESULTS

- During the first quarter 2013, carbon tetrachloride was detected above the state MCL (0.5 µg/L) in MW-18 (Screens 3 [7.2 µg/L] and 4 [1.4 µg/L]) and below the state MCL in MW-17 (Screen 4 [0.4] µg/L]). No other carbon tetrachloride detections occurred in the off-facility wells during the first quarter 2013. Since the first quarter 2005, the carbon tetrachloride concentrations in MW-18 (Screen 3) have exceeded the state MCL (0.5 µg/L). Carbon tetrachloride detections have exceeded the state MCL (0.5 µg/L) since third quarter 1996 with one exception (non-detect [fourth quarter 2010]).
- During the first quarter 2013, TCE was detected in MW-17 (Screens 2 through 4), MW-18 (Screens 3 and 4), MW-19 (Screens 2, 4 and 5), MW-20 (Screens 2 and 3), MW-21 (Screens 1, 2, 3 and 5), MW-25 (Screens 1 and 2) and MW-26 (Screen 1); however, no detections exceeded the state and federal MCL (5.0 µg/L).
- During the first quarter 2013, PCE was detected in MW-17 (Screen 4), MW-18 (Screens 3 and 4), MW-19 (Screens 2 through 5), MW-20 (Screen 3), MW-21 (Screens 1 through 5), MW-25 (Screen 3) and MW-26 (Screen 1); however, no detections exceeded the state and federal MCL (5.0 µg/L).

OTHER NOTABLE ANALYTICAL RESULTS

- During the first quarter 2013, Cr(VI)² was detected below the state MCL of 50.0 µg/L in MW-25 (Screen 3 [1.0] µg/L]).
- During the first quarter 2013, total chromium was detected below the state MCL of 50.0 µg/L in MW-17 (Screens 2 [0.6] µg/L] and 4 [1.8] µg/L]), MW-18 (Screens 3 [2.1] µg/L] and 4 [2.2] µg/L]), MW-20 (Screen 2 [0.6] µg/L]), MW-21 (Screens 1 [1.7] µg/L], 3 [1.0] µg/L], 4 [1.1] µg/L] and 5 [1.5] µg/L]), MW-25 (Screens 1 through 4 [2.1] µg/L, 3.7 µg/L, 3.5 µg/L and 2.0] µg/L, respectively]) and MW-26 (Screen 2 [3.6 µg/L]).

ALL WELL CATEGORIES (OTHER RESULTS)

- Comparing the fourth quarter 2012 to the first quarter 2013, groundwater elevations increased by an average of approximately 4.75 ft.

- Groundwater level measurements collected during the first quarter 2013 indicate that groundwater gradients and flow directions are generally consistent with previous observations (see Figure 8).

ATTACHMENTS

Attachments to this technical memorandum include the following:

- Attachment 1: Quality Assurance/Quality Control Summary
 - Attachment 2: Data Validation Reports (Summary Sheets)
 - Attachment 3: Laboratory Analytical Reports (Summary Sheets)
 - Attachment 4: Field Logs
 - Attachment 5: Water Level Measurements
 - Attachment 6: Time-Series Concentration Plots
 - Attachment 7: Tables 1A, 2A and 3A (Historical Perchlorate, VOCs and Metals from 1996 to present)
-

FIGURES

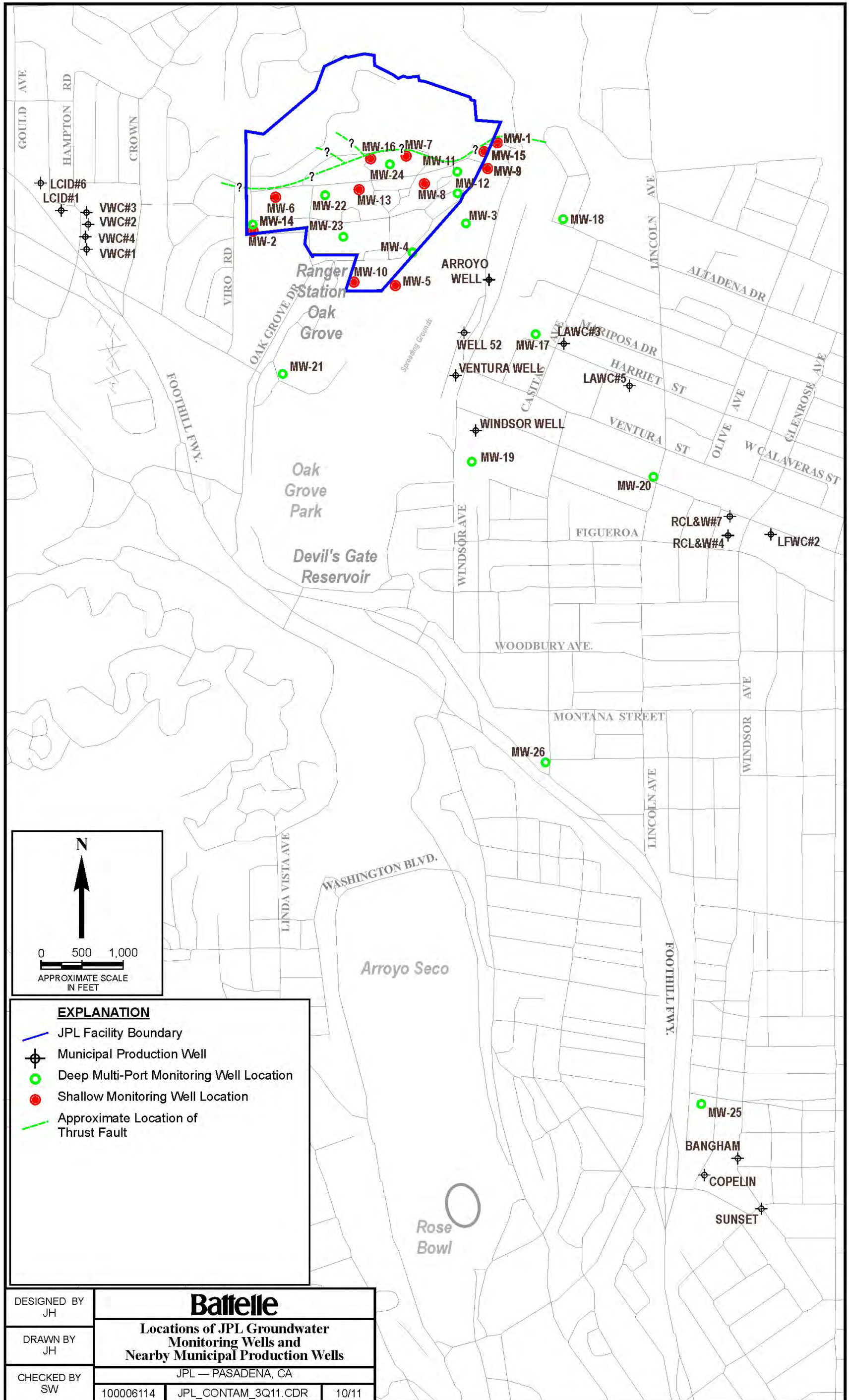


Figure 1.

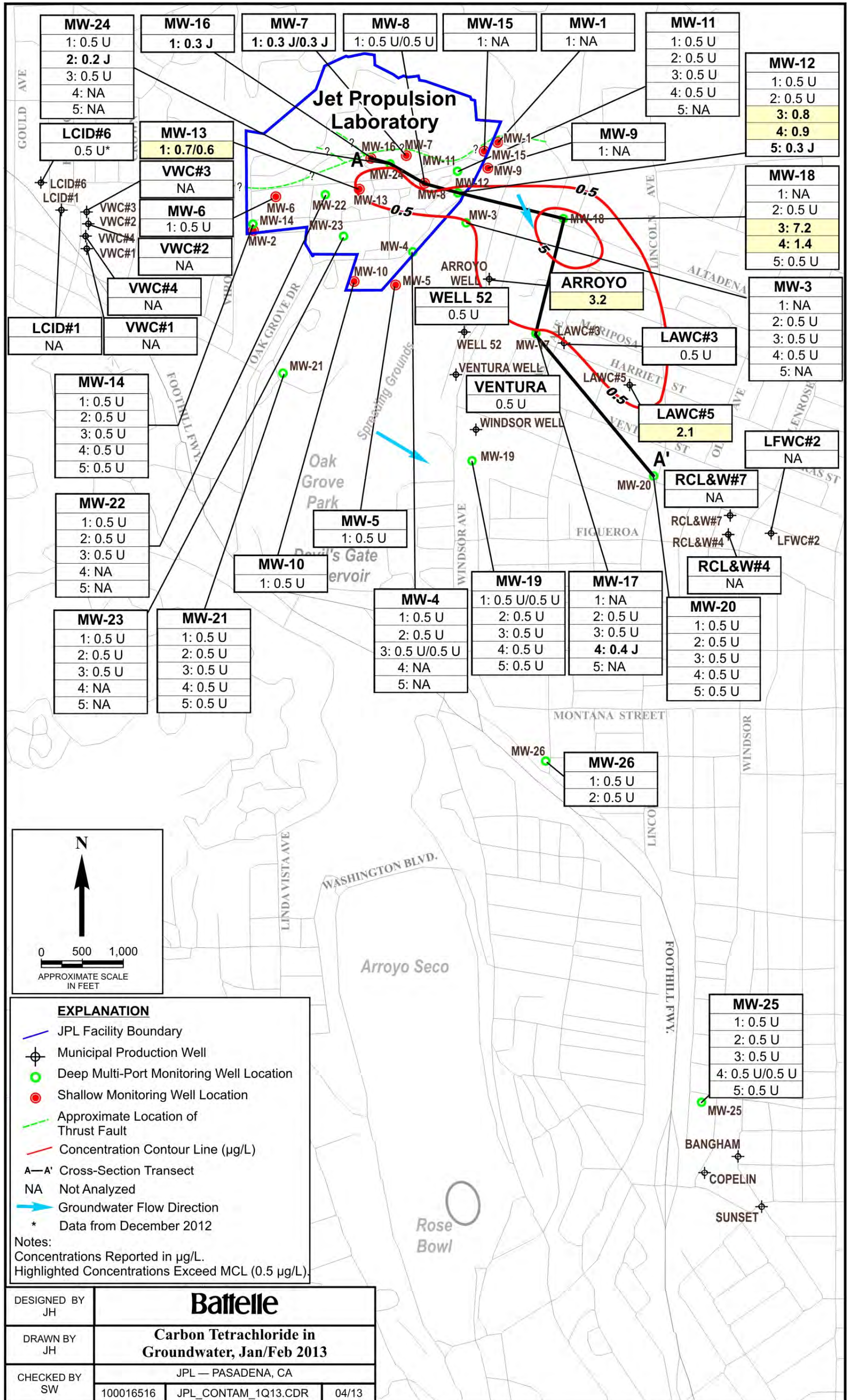


Figure 2.

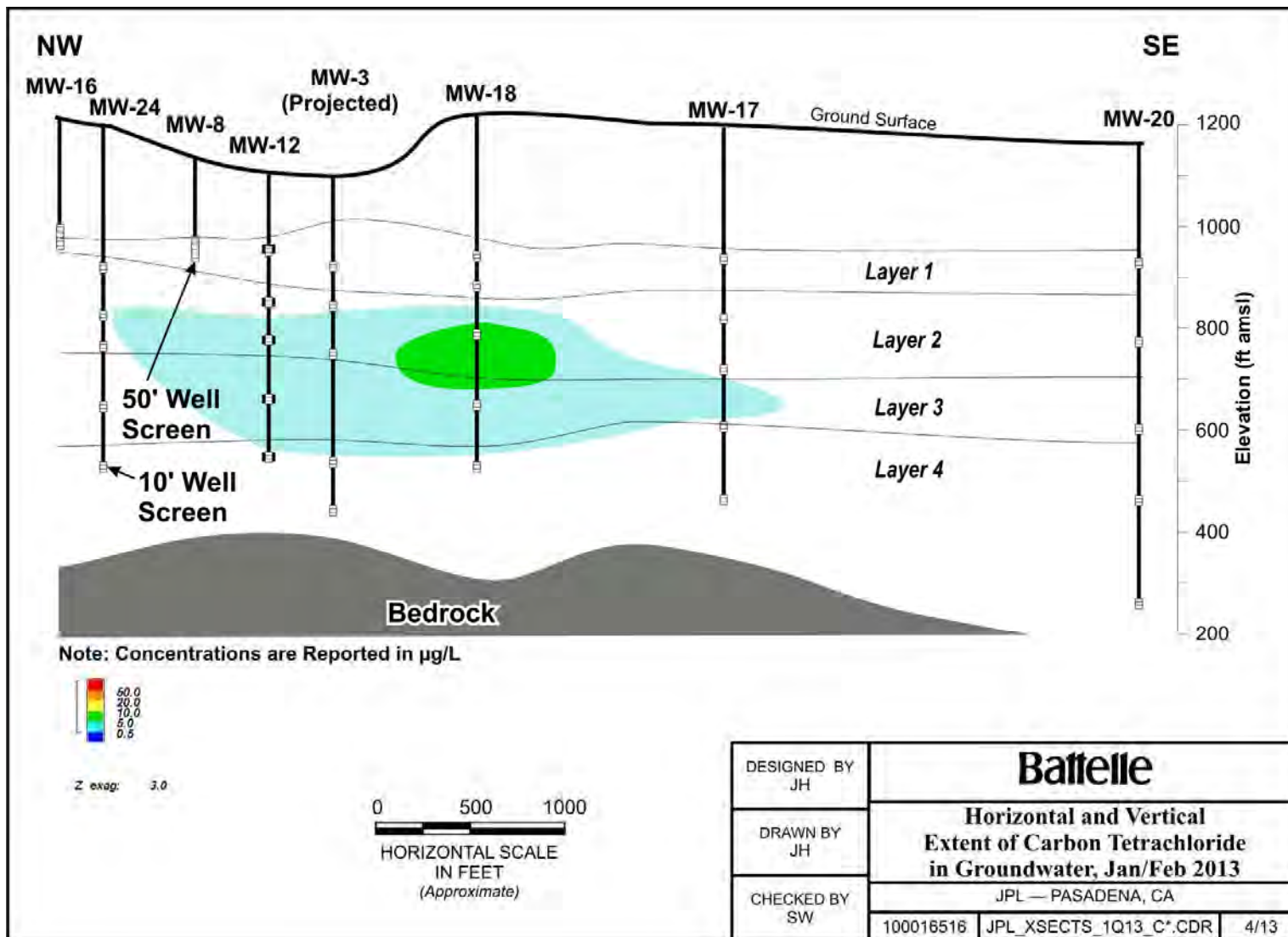


Figure 3.

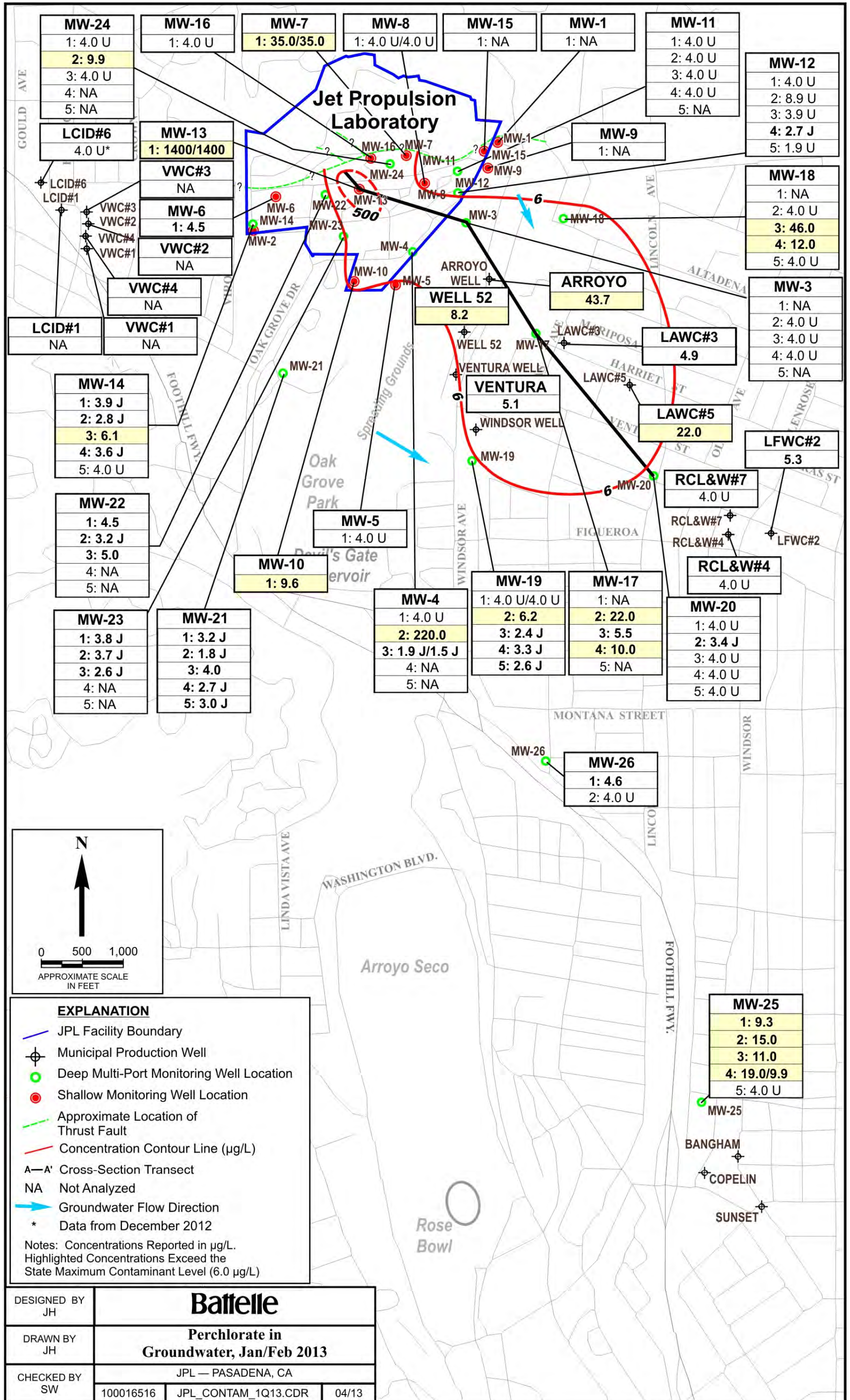


Figure 4.

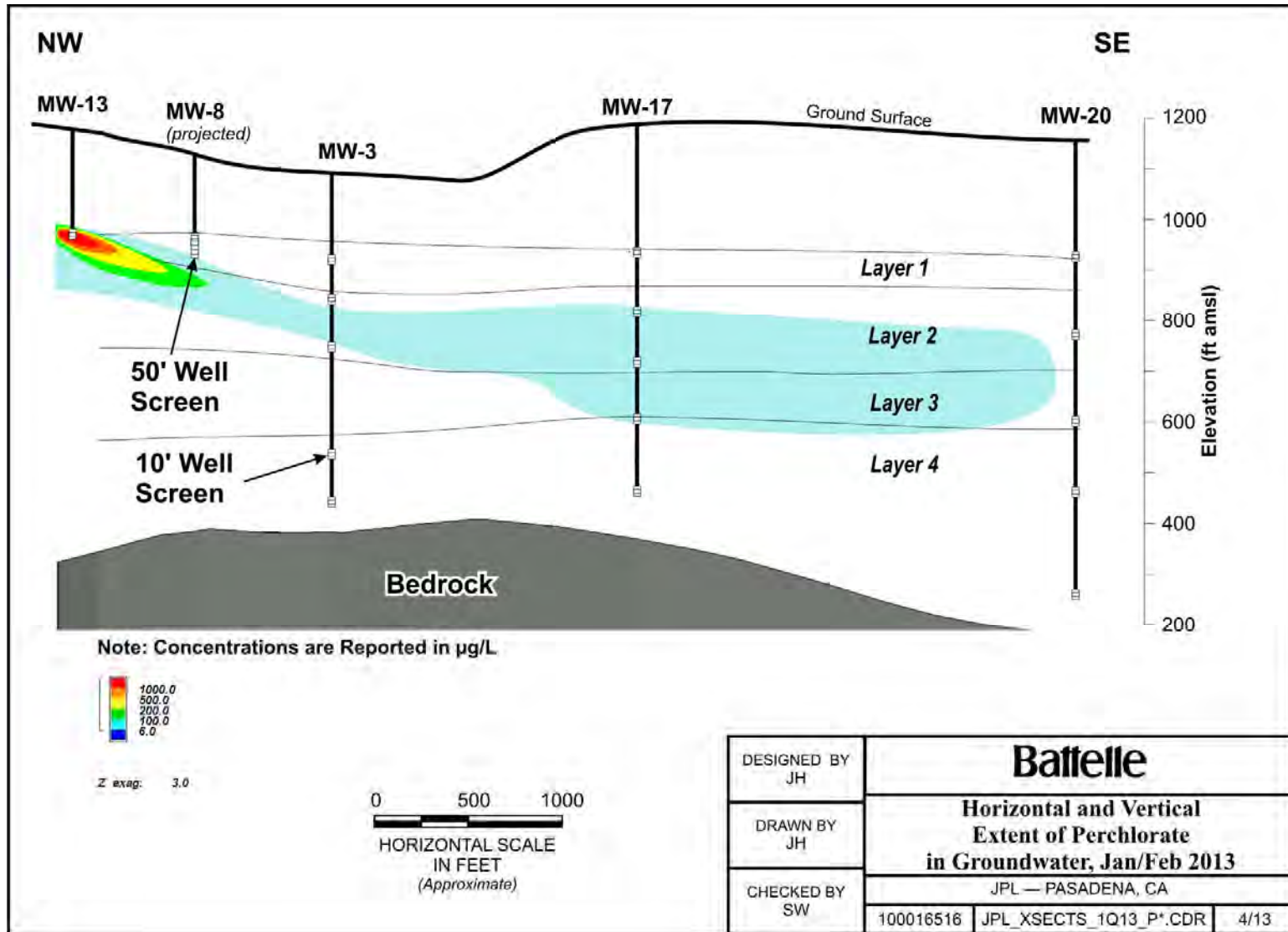


Figure 5.

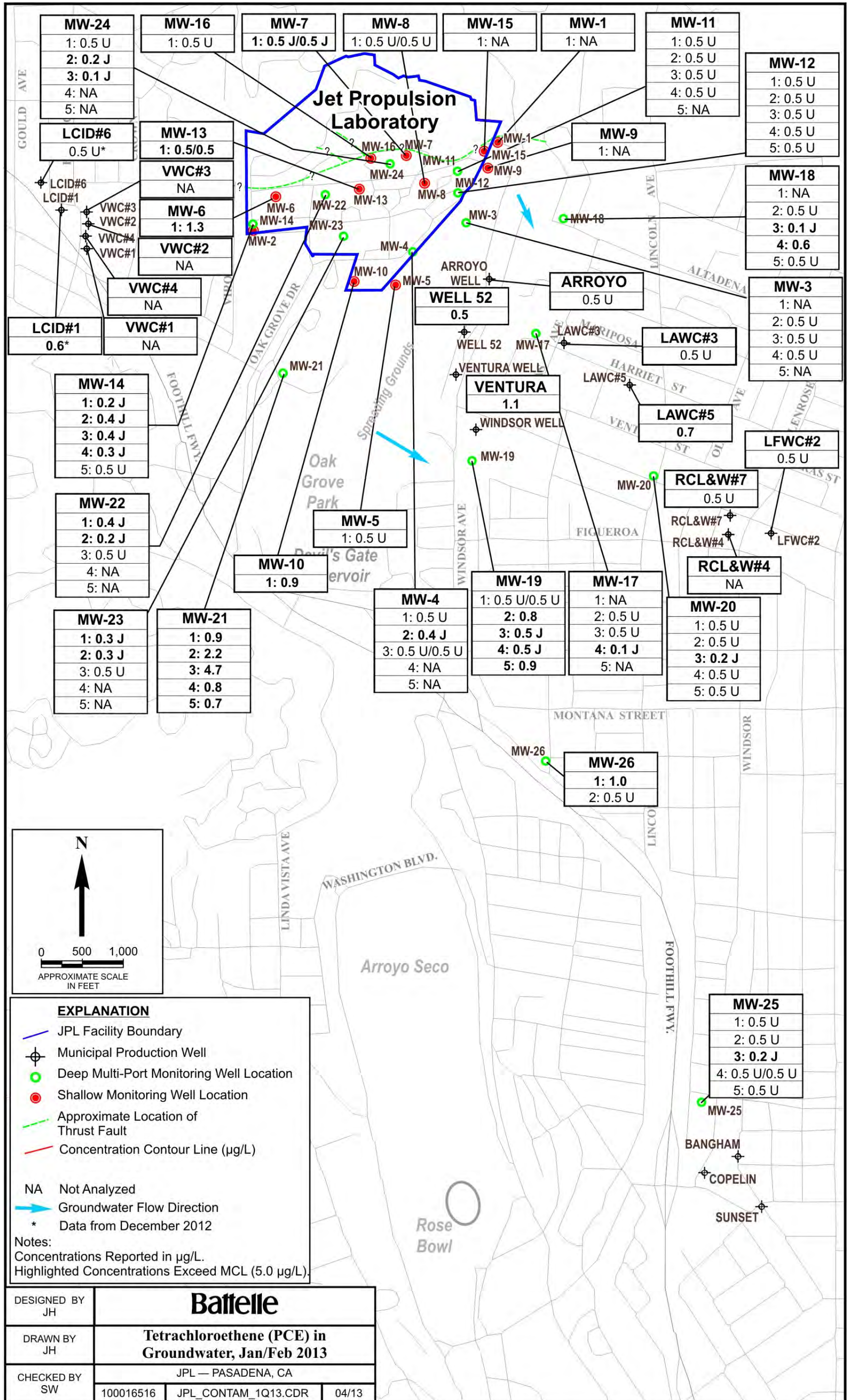


Figure 6.

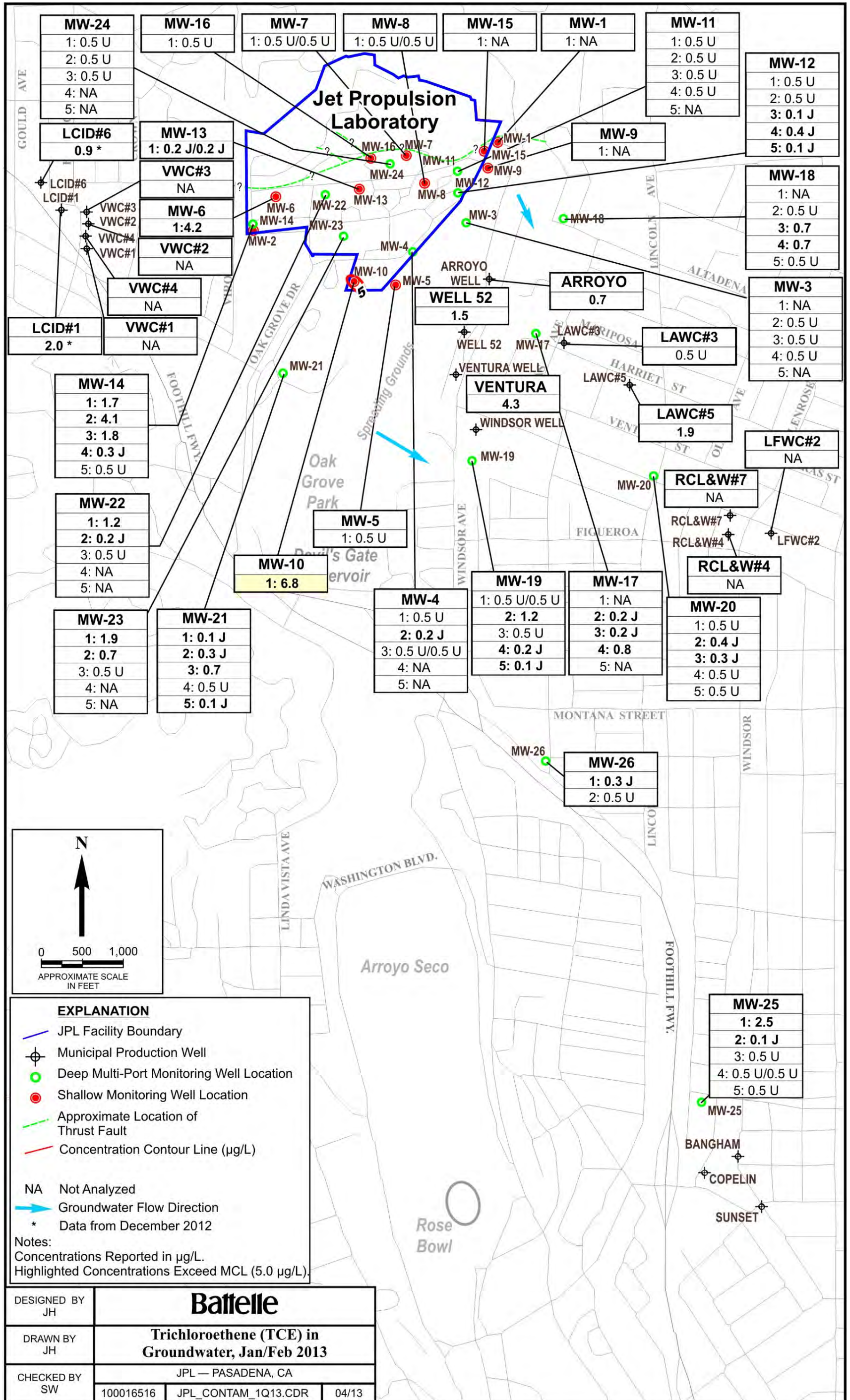


Figure 7.

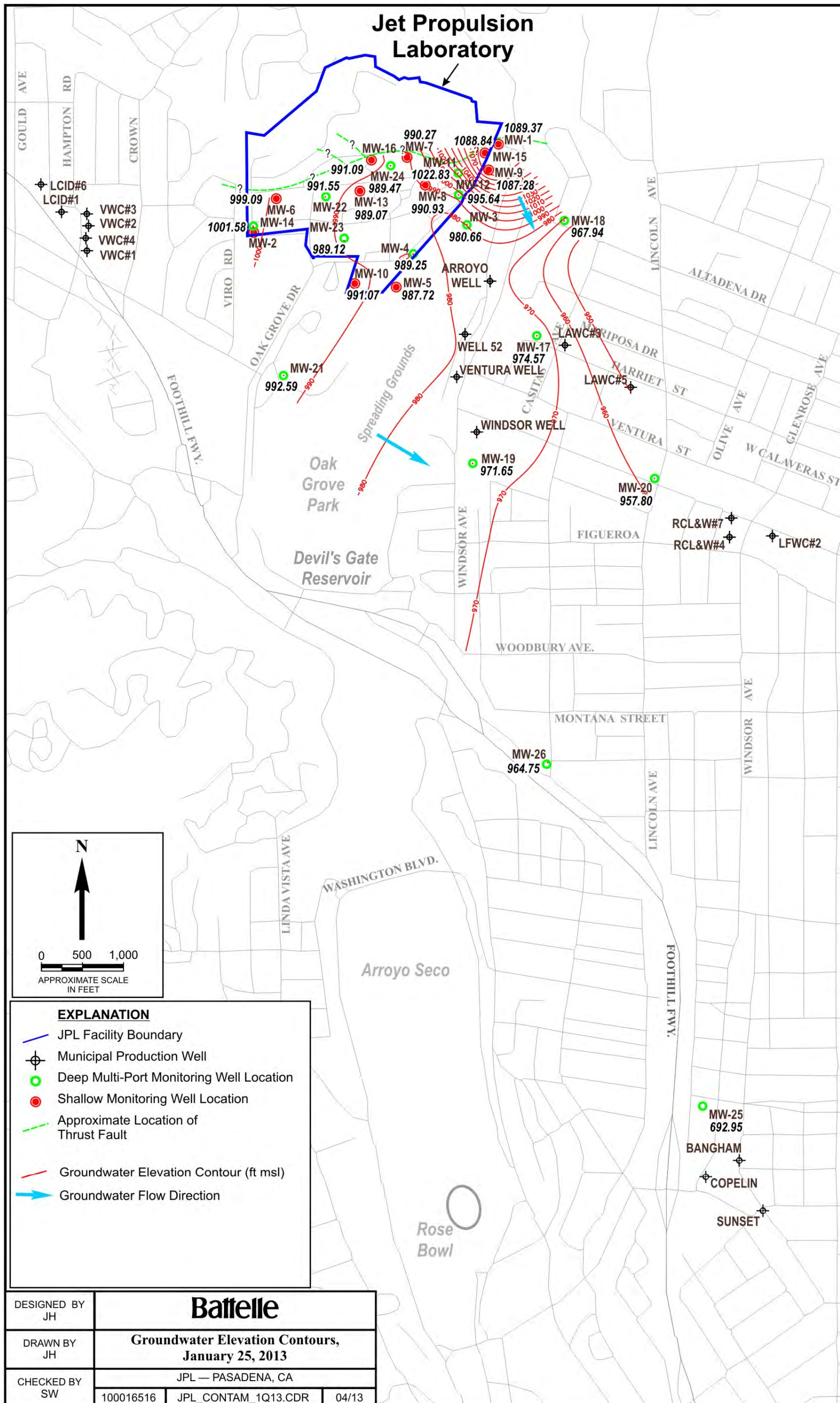


Figure 8.

TABLES

TABLE 1
SUMMARY OF VOLATILE ORGANIC COMPOUNDS AND PERCHLORATE DETECTED
DURING THE LAST FOUR SAMPLING EVENTS OF THE LONG-TERM QUARTERLY GROUNDWATER SAMPLING PROGRAM

(All concentrations reported in µg/L.)

(Shaded values exceed State or Federal MCLs or action levels.)

Sample Location	Sampling Event	Sample Number	Carbon tetrachloride	TCE	PCE	1,1-DCA	1,2-DCA	1,1-DCE	Freon 113	Chloroform	Perchlorate	Other Volatile Organic Compounds and 1,4-Dioxane, NDMA, NDPA, 1,2,3-TCP
MW-1	Apr/May 2012	MW-1	0.5 U	0.5 U	0.5 U	0.5 U	0.5 U	0.5 U	0.5 U	0.5 U	1.0 U	
MW-1	Nov 2012	MW-1	0.5 U	0.5 U	0.5 U	0.5 U	0.5 U	0.5 U	0.5 U	0.5 U	4.0 U	
MW-3 Screen 1	Apr/May 2012	MW-3-1	0.5 U	0.5 U	0.5 U	0.5 U	0.5 U	0.5 U	0.5 U	0.5 U	1.0 U	
MW-3 Screen 1	Apr/May 2012	DUPE-4-2Q12	0.5 U	0.5 U	0.5 U	0.5 U	0.5 U	0.5 U	0.5 U	0.5 U	1.0 U	
MW-3 Screen 1	Nov 2012	MW-3-1	0.5 U	0.5 U	0.5 U	0.5 U	0.5 U	0.5 U	0.5 U	0.5 U	4.0 U	
MW-3 Screen 2	Apr/May 2012	MW-3-2	0.5 U	0.5 U	0.5 U	0.5 U	0.5 U	0.5 U	0.5 U	0.5 U	1.3	
MW-3 Screen 2	Aug/Sep 2012	MW-3-2	0.5 U	0.5 U	0.5 U	0.5 U	0.5 U	0.5 U	0.5 U	0.5 U	4.0 U	
MW-3 Screen 2	Nov 2012	MW-3-2	0.5 U	0.5 U	0.5 U	0.5 U	0.5 U	0.5 U	0.5 U	0.5 U	4.0 U	
MW-3 Screen 2	Jan/Feb 2013	MW-3-2	0.5 U	0.5 U	0.5 U	0.5 U	0.5 U	0.5 U	0.5 U	0.5 U	4.0 U	Styrene 0.1 J
MW-3 Screen 3	Apr/May 2012	MW-3-3	1.0 U	1.0 U	1.0 U	1.0 U	1.0 U	1.0 U	1.0 U	1.0 U	1.0 U	Ethylbenzene 0.9
MW-3 Screen 3	Aug/Sep 2012	MW-3-3	0.5 U	0.5 U	0.5 U	0.5 U	0.5 U	0.5 U	0.5 U	0.5 U	4.0 U	Ethylbenzene 1.2 Styrene 1.0 Toluene 0.2 J
MW-3 Screen 3	Nov 2012	MW-3-3	0.5 U	0.5 U	0.5 U	0.5 U	0.5 U	0.5 U	0.5 U	0.5 U	4.0 U	
MW-3 Screen 3	Jan/Feb 2013	MW-3-3	0.5 U	0.5 U	0.5 U	0.5 U	0.5 U	0.5 U	0.5 U	0.5 U	4.0 U	
MW-3 Screen 4	Apr/May 2012	MW-3-4	0.5 U	0.5 U	0.5 U	0.5 U	0.5 U	0.5 U	0.5 U	0.5 U	1.0 U	
MW-3 Screen 4	Aug/Sep 2012	MW-3-4	0.5 U	0.5 U	0.5 U	0.5 U	0.5 U	0.5 U	0.5 U	0.5 U	4.0 U	Ethylbenzene 0.1 J Styrene 0.1 J
MW-3 Screen 4	Nov 2012	MW-3-4	0.5 U	0.5 U	0.5 U	0.5 U	0.5 U	0.5 U	0.5 U	0.5 U	4.0 U	
MW-3 Screen 4	Jan/Feb 2013	MW-3-4	0.5 U	0.5 U	0.5 U	0.5 U	0.5 U	0.5 U	0.5 U	0.5 U	4.0 U	
MW-3 Screen 5	Apr/May 2012	MW-3-5	0.5 U	0.5 U	0.5 U	0.5 U	0.5 U	0.5 U	0.5 U	0.5 U	1.0 U	
MW-3 Screen 5	Nov 2012	MW-3-5	0.5 U	0.5 U	0.5 U	0.1 J	0.5 U	0.5 U	0.5 U	0.5 U	4.0 U	Ethylbenzene 0.1 J Styrene 0.1 J
MW-4 Screen 1	Apr/May 2012	MW-4-1	0.5 U	0.5 U	0.5 U	0.5 U	0.5 U	0.5 U	0.5 U	0.5 U	1.0 U	
MW-4 Screen 1	Aug/Sep 2012	MW-4-1	0.5 U	0.5 U	0.5 U	0.5 U	0.5 U	0.5 U	0.5 U	0.5 U	4.0 U	
MW-4 Screen 1	Nov 2012	MW-4-1	0.5 U	0.5 U	0.5 U	0.5 U	0.5 U	0.5 U	0.5 U	0.5 U	4.0 U	
MW-4 Screen 1	Jan/Feb 2013	MW-4-1	0.5 U	0.5 U	0.5 U	0.5 U	0.5 U	0.5 U	0.5 U	0.5 U	4.0 U	
MW-4 Screen 2	Apr/May 2012	MW-4-2	0.5 U	0.5 U	0.5 U	0.5 U	0.5 U	0.5 U	0.5 U	0.5 U	157.0	
MW-4 Screen 2	Aug/Sep 2012	MW-4-2	0.5 U	0.2 J	0.2 J	0.5 U	0.5 U	0.5 U	0.5 U	1.4	220.0	Bromodichloromethane 1.0 Dibromochloromethane 0.6
MW-4 Screen 2	Nov 2012	MW-4-2	0.5 U	0.2 J	0.4 J	0.1 J	0.5 U	0.5 U	0.5 U	1.9	170.0	Bromodichloromethane 1.3 Dibromochloromethane 2.8
MW-4 Screen 2	Jan/Feb 2013	MW-4-2	0.5 U	0.2 J	0.4 J	0.1 J	0.5 U	0.5 U	0.5 U	2.3	220.0	Bromodichloromethane 1.7 Dibromochloromethane 1.0

Sample Location	Sampling Event	Sample Number	Carbon tetrachloride	TCE	PCE	1,1-DCA	1,2-DCA	1,1-DCE	Freon 113	Chloroform	Perchlorate	Other Volatile Organic Compounds and 1,4-Dioxane, NDMA, NDPA, 1,2,3-TCP	
MW-4 Screen 3	Apr/May 2012	MW-4-3	0.5 U	0.5 U	0.5 U	0.5 U	0.5 U	0.5 U	0.5 U	0.5 U	1.0 U		
MW-4 Screen 3	Aug/Sep 2012	MW-4-3	0.5 U	0.5 U	0.5 U	0.5 U	0.5 U	0.5 U	0.5 U	0.5 U	4.0 U		
MW-4 Screen 3	Nov 2012	MW-4-3	0.5 U	0.5 U	0.5 U	0.5 U	0.5 U	0.5 U	0.5 U	0.5 U	4.0 U		
MW-4 Screen 3	Jan/Feb 2013	MW-4-3	0.5 U	0.5 U	0.5 U	0.5 U	0.5 U	0.5 U	0.5 U	0.5 U	1.9 J		
MW-4 Screen 3	Jan/Feb 2013	DUP-4-1Q13	0.5 U	0.5 U	0.5 U	0.5 U	0.5 U	0.5 U	0.5 U	0.5 U	1.5 J		
MW-4 Screen 4	Apr/May 2012	MW-4-4	0.5 U	0.5 U	0.5 U	0.5 U	0.5 U	0.5 U	0.5 U	0.5 U	1.0 U		
MW-4 Screen 4	Nov 2012	MW-4-4	0.5 U	0.5 U	0.5 U	0.5 U	0.5 U	0.5 U	0.5 U	0.5 U	4.0 U		
MW-4 Screen 5	Apr/May 2012	MW-4-5	0.5 U	0.5 U	0.5 U	0.5 U	0.5 U	0.5 U	0.5 U	0.5 U	1.0 U		
MW-4 Screen 5	Nov 2012	MW-4-5	0.5 U	0.5 U	0.5 U	0.5 U	0.5 U	0.5 U	0.5 U	0.5 U	4.0 U	Styrene	0.1 J
MW-5	Apr/May 2012	MW-5	0.5 U	0.5 U	0.5 U	0.5 U	0.5 U	0.5 U	0.5 U	0.5 U	1.0 U		
MW-5	Apr/May 2012	DUPE-7-2Q12	0.5 U	0.5 U	0.5 U	0.5 U	0.5 U	0.5 U	0.5 U	0.5 U	1.0 U		
MW-5	Aug/Sep 2012	MW-5	0.5 U	0.5 U	0.5 U	0.5 U	0.5 U	0.5 U	0.5 U	0.5 U	4.0 U		
MW-5	Nov 2012	MW-5	0.5 U	0.5 U	0.5 U	0.5 U	0.5 U	0.5 U	0.5 U	0.5 U	4.0 U		
MW-5	Jan/Feb 2013	MW-5	0.5 U	0.5 U	0.5 U	0.5 U	0.5 U	0.5 U	0.5 U	0.5 U	4.0 U		
MW-6	Apr/May 2012	MW-6	0.5 U	3.1	1.0	0.5 U	0.5 U	0.5 U	0.5 U	0.5	3.4		
MW-6	Aug/Sep 2012	MW-6	0.5 U	3.1	1.2	0.3 J	0.5 U	0.3 J	0.5 U	0.7	2.4 J		
MW-6	Nov 2012	MW-6	0.5 U	3.6	1.4	0.3 J	0.5 U	0.3 J	0.5 U	0.7	1.4 J	trans-1,2-Dichloroethene	0.2 J
MW-6	Nov 2012	DUPE-5-4Q12	0.5 U	3.5	1.4	0.3 J	0.5 U	0.3 J	0.5 U	0.8	1.3 J	trans-1,2-Dichloroethene	0.2 J
MW-6	Jan/Feb 2013	MW-6	0.5 U	4.2	1.3	0.3 J	0.5 U	0.3 J	0.5 U	0.8	4.5	trans-1,2-Dichloroethene	0.2 J
MW-7	Apr/May 2012	MW-7	0.5 U	0.5 U	0.5 U	0.5 U	0.5 U	0.5 U	0.5 U	0.5 U	1.3		
MW-7	Aug/Sep 2012	MW-7	0.5 U	0.5 U	0.5 U	0.5 U	0.5 U	0.5 U	0.5 U	8.7	4.0 U	Bromodichloromethane	11.0
												Bromoform	2.2
												Dibromochloromethane	7.1
MW-7	Nov 2012	MW-7	0.5 J	0.5 U	0.6	0.5 U	0.5 U	0.5 U	0.5 U	7.8	1.7 J	Bromodichloromethane	5.4
												Dibromochloromethane	2.5
												Methylene chloride	0.8
MW-7	Jan/Feb 2013	MW-7	0.3 J	0.5 U	0.5 J	0.5 U	0.5 U	0.5 U	0.5 U	12.0	35.0	Bromodichloromethane	7.5
												Dibromochloromethane	0.4 J
												Methylene chloride	0.8
MW-7	Jan/Feb 2013	DUP-7-1Q13	0.3 J	0.5 U	0.5 J	0.5 U	0.5 U	0.5 U	0.5 U	13.0	35.0	Bromodichloromethane	7.3
												Dibromochloromethane	0.4 J
												Methylene chloride	0.8
MW-8	Apr/May 2012	MW-8	0.5 U	0.5 U	0.5 U	0.5 U	0.5 U	0.5 U	0.5 U	0.5 U	1.0 U		
MW-8	Aug/Sep 2012	MW-8	0.5 U	0.5 U	0.5 U	0.5 U	0.5 U	0.5 U	0.5 U	0.5 U	4.0 U		
MW-8	Nov 2012	MW-8	0.5 U	0.5 U	0.5 U	0.5 U	0.5 U	0.5 U	0.5 U	0.5 U	4.0 U	Trichlorofluoromethane	0.2 J
MW-8	Nov 2012	DUPE-8-4Q12	0.5 U	0.5 U	0.5 U	0.5 U	0.5 U	0.5 U	0.5 U	0.5 U	4.0 U	Trichlorofluoromethane	0.2 J
MW-8	Jan/Feb 2013	MW-8	0.5 U	0.5 U	0.5 U	0.5 U	0.5 U	0.5 U	0.5 U	0.5 U	4.0 U	Trichlorofluoromethane	0.4 J
MW-8	Jan/Feb 2013	DUP-6-1Q13	0.5 U	0.5 U	0.5 U	0.5 U	0.5 U	0.5 U	0.5 U	0.5 U	4.0 U	Trichlorofluoromethane	0.4 J
MW-9	Apr/May 2012	MW-9	0.5 U	0.5 U	0.5 U	0.5 U	0.5 U	0.5 U	0.5 U	0.5 U	1.0 U		
MW-9	Nov 2012	MW-9	0.5 U	0.5 U	0.5 U	0.5 U	0.5 U	0.5 U	0.5 U	0.5 U	4.0 U		

Sample Location	Sampling Event	Sample Number	Carbon tetrachloride	TCE	PCE	1,1-DCA	1,2-DCA	1,1-DCE	Freon 113	Chloroform	Perchlorate	Other Volatile Organic Compounds and 1,4-Dioxane, NDMA, NDPA, 1,2,3-TCP	
MW-10	Apr/May 2012	MW-10	0.5 U	0.5 U	0.5 U	0.5 U	0.5 U	0.5 U	0.5 U	0.5 U	1.0 U		
MW-10	Aug/Sep 2012	MW-10	0.5 U	1.3	0.2 J	0.5 U	0.5 U	0.5 U	0.5 U	0.4 J	4.7		
MW-10	Nov 2012	MW-10	0.5 U	5.6	0.7	0.1 J	0.5 U	0.5 U	0.5 U	1.0	5.1		
MW-10	Jan/Feb 2013	MW-10	0.5 U	6.8	0.9	0.2 J	0.5 U	0.5 U	0.5 U	1.1	9.6		
MW-11 Screen 1	Apr/May 2012	MW-11-1	0.5 U	0.5 U	0.5 U	0.5 U	0.5 U	0.5 U	0.5 U	0.5 U	1.0 U		
MW-11 Screen 1	Aug/Sep 2012	MW-11-1	0.5 U	0.5 U	0.5 U	0.5 U	0.5 U	0.5 U	0.5 U	0.5 U	4.0 U		
MW-11 Screen 1	Nov 2012	MW-11-1	0.5 U	0.5 U	0.5 U	0.5 U	0.5 U	0.5 U	0.5 U	0.5 U	4.0 U		
MW-11 Screen 1	Jan/Feb 2013	MW-11-1	0.5 U	0.5 U	0.5 U	0.5 U	0.5 U	0.5 U	0.5 U	0.5 U	4.0 U		
MW-11 Screen 2	Apr/May 2012	MW-11-2	0.5 U	0.5 U	0.5 U	0.5 U	0.5 U	0.5 U	0.5 U	0.5 U	1.0 U		
MW-11 Screen 2	Aug/Sep 2012	MW-11-2	0.5 U	0.5 U	0.5 U	0.5 U	0.5 U	0.5 U	0.5 U	0.5 U	4.0 U	Styrene	0.1 J
MW-11 Screen 2	Nov 2012	MW-11-2	0.5 U	0.5 U	0.5 U	0.5 U	0.5 U	0.5 U	0.5 U	0.1 J	4.0 U		
MW-11 Screen 2	Jan/Feb 2013	MW-11-2	0.5 U	0.5 U	0.5 U	0.5 U	0.5 U	0.5 U	0.5 U	0.1 J	4.0 U		
MW-11 Screen 3	Apr/May 2012	MW-11-3	0.5 U	0.5 U	0.5 U	0.5 U	0.5 U	0.5 U	0.5 U	0.5 U	1.0 U		
MW-11 Screen 3	Aug/Sep 2012	MW-11-3	0.5 U	0.5 U	0.5 U	0.5 U	0.5 U	0.5 U	0.5 U	0.5 U	4.0 U	Carbon disulfide	0.4 J
												Styrene	0.2 J
MW-11 Screen 3	Aug/Sep 2012	DUPE-3-3Q12	0.5 U	0.5 U	0.5 U	0.5 U	0.5 U	0.5 U	0.5 U	0.5 U	4.0 U	Carbon disulfide	0.4 J
												Styrene	0.2 J
MW-11 Screen 3	Nov 2012	MW-11-3	0.5 U	0.1 J	0.5 U	0.5 U	0.5 U	0.5 U	0.5 U	0.5 U	4.0 U	Methyl-tert-butyl ether (MTBE)	0.2 J
												Styrene	0.2 J
												Toluene	0.1 J
MW-11 Screen 3	Nov 2012	DUPE-4-4Q12	0.5 U	0.5 U	0.5 U	0.5 U	0.5 U	0.5 U	0.5 U	0.5 U	4.0 U	Methyl-tert-butyl ether (MTBE)	0.2 J
												Styrene	0.2 J
												Toluene	0.1 J
MW-11 Screen 3	Jan/Feb 2013	MW-11-3	0.5 U	0.5 U	0.5 U	0.5 U	0.5 U	0.5 U	0.5 U	0.5 U	4.0 U	Styrene	0.1 J
MW-11 Screen 4	Apr/May 2012	MW-11-4	0.5 U	0.5 U	0.5 U	0.5 U	0.5 U	0.5 U	0.5 U	0.5 U	1.0 U		
MW-11 Screen 4	Aug/Sep 2012	MW-11-4	0.5 U	0.5 U	0.5 U	0.5 U	0.5 U	0.5 U	0.5 U	0.5 U	4.0 U	Carbon disulfide	0.8 J
												Styrene	0.2 J
MW-11 Screen 4	Nov 2012	MW-11-4	0.5 U	0.5 U	0.5 U	0.5 U	0.5 U	0.5 U	0.5 U	0.5 U	4.0 U	Styrene	0.4 J
												Toluene	0.1 J
MW-11 Screen 4	Jan/Feb 2013	MW-11-4	0.5 U	0.5 U	0.5 U	0.5 U	0.5 U	0.5 U	0.5 U	0.5 U	4.0 U	Styrene	0.2 J
MW-11 Screen 5	Apr/May 2012	MW-11-5	0.5 U	0.5 U	0.5 U	0.5 U	0.5 U	0.5 U	0.5 U	0.5 U	1.0 U		
MW-11 Screen 5	Nov 2012	MW-11-5	0.5 U	0.5 U	0.5 U	0.5 U	0.5 U	0.5 U	0.5 U	0.5 U	4.0 U	Styrene	0.1 J
MW-12 Screen 1	Apr/May 2012	MW-12-1	0.5 U	0.5 U	0.5 U	0.5 U	0.5 U	0.5 U	0.5 U	0.5 U	1.0 U		
MW-12 Screen 1	Aug/Sep 2012	MW-12-1	0.5 U	0.5 U	0.5 U	0.5 U	0.5 U	0.5 U	0.5 U	0.5 U	4.0 U		
MW-12 Screen 1	Aug/Sep 2012	DUPE-5-3Q12	0.5 U	0.5 U	0.5 U	0.5 U	0.5 U	0.5 U	0.5 U	0.5 U	4.0 U		
MW-12 Screen 1	Nov 2012	MW-12-1	0.5 U	0.5 U	0.5 U	0.5 U	0.5 U	0.5 U	0.5 U	0.5 U	4.0 U		
MW-12 Screen 1	Jan/Feb 2013	MW-12-1	0.5 U	0.5 U	0.5 U	0.5 U	0.5 U	0.5 U	0.5 U	0.5 U	4.0 U		
MW-12 Screen 2	Apr/May 2012	MW-12-2	0.5 U	0.5 U	0.5 U	0.5 U	0.5 U	0.5 U	0.5 U	0.5 U	10.7		
MW-12 Screen 2	Aug/Sep 2012	MW-12-2	0.5 U	0.5 U	0.5 U	0.5 U	0.5 U	0.5 U	0.5 U	0.5 U	9.1		
MW-12 Screen 2	Nov 2012	MW-12-2	0.5 U	0.5 U	0.5 U	0.5 U	0.5 U	0.5 U	0.5 U	0.5 U	6.7		

Sample Location	Sampling Event	Sample Number	Carbon tetrachloride	TCE	PCE	1,1-DCA	1,2-DCA	1,1-DCE	Freon 113	Chloroform	Perchlorate	Other Volatile Organic Compounds and 1,4-Dioxane, NDMA, NDPA, 1,2,3-TCP	
MW-12 Screen 2	Jan/Feb 2013	MW-12-2	0.5 U	0.5 U	0.5 U	0.5 U	0.5 U	0.5 U	0.5 U	0.5 U	8.9 U		
MW-12 Screen 3	Apr/May 2012	MW-12-3	0.7	0.5 U	0.5 U	0.5 U	0.5 U	0.5 U	0.5 U	0.6	2.1		
MW-12 Screen 3	Aug/Sep 2012	MW-12-3	1.0	0.1 J	0.5 U	0.5 U	0.5 U	0.5 U	0.5 U	0.6	5.1		
MW-12 Screen 3	Nov 2012	MW-12-3	0.7	0.1 J	0.5 U	0.5 U	0.5 U	0.5 U	0.5 U	0.5 J	3.5 J		
MW-12 Screen 3	Jan/Feb 2013	MW-12-3	0.8	0.1 J	0.5 U	0.5 U	0.5 U	0.5 U	0.5 U	0.5	3.9 U		
MW-12 Screen 4	Apr/May 2012	MW-12-4	0.7	0.5 U	0.5 U	0.5 U	0.5 U	0.5 U	0.5 U	0.6	3.9		
MW-12 Screen 4	Aug/Sep 2012	MW-12-4	1.3	0.4 J	0.5 U	0.5 U	0.5 U	0.5 U	0.5 U	0.9	4.3		
MW-12 Screen 4	Nov 2012	MW-12-4	0.4 J	0.2 J	0.5 U	0.5 U	0.5 U	0.5 U	0.5 U	0.6	2.7 J		
MW-12 Screen 4	Jan/Feb 2013	MW-12-4	0.9	0.4 J	0.5 U	0.5 U	0.5 U	0.5 U	0.5 U	0.8	2.7 J	Styrene	0.1 J
MW-12 Screen 5	Apr/May 2012	MW-12-5	0.5 U	0.5 U	0.5 U	0.5 U	0.5 U	0.5 U	0.5 U	0.5 U	2.4		
MW-12 Screen 5	Aug/Sep 2012	MW-12-5	0.5	0.2 J	0.5 U	0.5 U	0.5 U	0.5 U	0.5 U	0.4 J	2.4 J		
MW-12 Screen 5	Nov 2012	MW-12-5	0.5 U	0.5 U	0.5 U	0.5 U	0.5 U	0.5 U	0.5 U	0.5 U	1.0 J		
MW-12 Screen 5	Jan/Feb 2013	MW-12-5	0.3 J	0.1 J	0.5 U	0.5 U	0.5 U	0.5 U	0.5 U	0.3 J	1.9 U		
MW-13	Apr/May 2012	MW-13	0.9	0.6	0.5 U	0.5 U	0.5 U	0.5 U	0.5 U	7.6	189.0	1,4-Dioxane	2.5
MW-13	Aug/Sep 2012	MW-13	0.7	0.2 J	0.2 J	0.5 U	0.5 U	0.5 U	0.5 U	4.7	110.0	Bromodichloromethane	1.0
												Dibromochloromethane	0.2 J
MW-13	Nov 2012	MW-13	0.4 J	0.1 J	0.1 J	0.5 U	0.5 U	0.2 J	0.5 U	8.3	410.0	Bromodichloromethane	2.1
												Methylene chloride	0.5 J
MW-13	Nov 2012	DUPE-7-4Q12	0.5 J	0.1 J	0.1 J	0.5 U	0.5 U	0.2 J	0.5 U	8.5	420.0	Bromodichloromethane	2.0
												Methylene chloride	0.5 J
MW-13	Jan/Feb 2013	MW-13	0.7	0.2 J	0.5	0.1 J	0.5 U	0.7	0.5 U	9.4	1400.0	Bromodichloromethane	0.6
MW-13	Jan/Feb 2013	DUP-5-1Q13	0.6	0.2 J	0.5	0.1 J	0.5 U	0.6	0.5 U	9.5	1400.0	Bromodichloromethane	0.6
MW-14 Screen 1	Apr/May 2012	MW-14-1	0.5 U	1.8	0.5 U	0.5 U	0.5 U	0.5 U	0.5 U	0.5 U	3.6		
MW-14 Screen 1	Aug/Sep 2012	MW-14-1	0.5 U	2.8	0.4 J	0.5 U	0.5 U	0.5 U	0.5 U	0.5	2.7 J	cis-1,2-Dichloroethene	0.1 J
												Methyl-tert-butyl ether (MTBE)	0.6
MW-14 Screen 1	Nov 2012	MW-14-1	0.5 U	1.8	0.2 J	0.5 U	0.5 U	0.5 U	0.5 U	0.5 J	1.7 J	cis-1,2-Dichloroethene	0.1 J
												Methyl-tert-butyl ether (MTBE)	0.9
MW-14 Screen 1	Jan/Feb 2013	MW-14-1	0.5 U	1.7	0.2 J	0.5 U	0.5 U	0.5 U	0.5 U	0.4 J	3.9 J	Methyl-tert-butyl ether (MTBE)	0.9
MW-14 Screen 2	Apr/May 2012	MW-14-2	0.5 U	3.7	0.5 U	0.5 U	0.5 U	0.5 U	0.5 U	0.5 U	3.7		
MW-14 Screen 2	Aug/Sep 2012	MW-14-2	0.5 U	4.2	0.5 J	0.1 J	0.5 U	0.5 U	0.5 U	0.5	2.9 J	cis-1,2-Dichloroethene	0.2 J
												trans-1,2-Dichloroethene	0.2 J
MW-14 Screen 2	Nov 2012	MW-14-2	0.5 U	4.0	0.4 J	0.2 J	0.5 U	0.5 U	0.5 U	0.6	1.1 J	cis-1,2-Dichloroethene	0.2 J
												trans-1,2-Dichloroethene	0.2 J
MW-14 Screen 2	Jan/Feb 2013	MW-14-2	0.5 U	4.1	0.4 J	0.1 J	0.5 U	0.5 U	0.5 U	0.5 J	2.8 J	cis-1,2-Dichloroethene	0.2 J
												trans-1,2-Dichloroethene	0.2 J
MW-14 Screen 3	Apr/May 2012	MW-14-3	0.5 U	1.4	0.5 U	0.5 U	0.5 U	0.5 U	0.5 U	0.5 U	6.1		
MW-14 Screen 3	Aug/Sep 2012	MW-14-3	0.5 U	2.0	0.6	0.3 J	0.5 U	0.5 U	0.5 U	0.5	4.7	cis-1,2-Dichloroethene	0.1 J
MW-14 Screen 3	Nov 2012	MW-14-3	0.5 U	1.3	0.3 J	0.2 J	0.5 U	0.5 U	0.5 U	0.4 J	2.5 J	cis-1,2-Dichloroethene	0.1 J
MW-14 Screen 3	Jan/Feb 2013	MW-14-3	0.5 U	1.8	0.4 J	0.3 J	0.5 U	0.5 U	0.5 U	0.5	6.1	cis-1,2-Dichloroethene	0.1 J
MW-14 Screen 4	Apr/May 2012	MW-14-4	0.5 U	0.5 U	0.5 U	0.5 U	0.5 U	0.5 U	0.5 U	0.5 U	5.5		

Sample Location	Sampling Event	Sample Number	Carbon tetrachloride	TCE	PCE	1,1-DCA	1,2-DCA	1,1-DCE	Freon 113	Chloroform	Perchlorate	Other Volatile Organic Compounds and 1,4-Dioxane, NDMA, NDPA, 1,2,3-TCP
MW-14 Screen 4	Aug/Sep 2012	MW-14-4	0.5 U	0.3 J	0.3 J	0.2 J	0.5 U	0.5 U	0.5 U	0.3 J	4.4	cis-1,2-Dichloroethene 0.2 J
MW-14 Screen 4	Nov 2012	MW-14-4	0.5 U	0.2 J	0.1 J	0.5 U	0.5 U	0.5 U	0.5 U	0.2 J	2.2 J	cis-1,2-Dichloroethene 0.1 J
MW-14 Screen 4	Jan/Feb 2013	MW-14-4	0.5 U	0.3 J	0.3 J	0.1 J	0.5 U	0.5 U	0.5 U	0.3 J	3.6 J	cis-1,2-Dichloroethene 0.2 J
MW-14 Screen 5	Apr/May 2012	MW-14-5	0.5 U	0.5 U	0.5 U	0.5 U	0.5 U	0.5 U	0.5 U	0.5 U	1.0 U	
MW-14 Screen 5	Aug/Sep 2012	MW-14-5	0.5 U	0.5 U	0.5 U	0.5 U	0.5 U	0.5 U	0.5 U	0.5 U	4.0 U	
MW-14 Screen 5	Nov 2012	MW-14-5	0.5 U	0.5 U	0.5 U	0.5 U	0.5 U	0.5 U	0.5 U	0.5 U	4.0 U	
MW-14 Screen 5	Jan/Feb 2013	MW-14-5	0.5 U	0.5 U	0.5 U	0.5 U	0.5 U	0.5 U	0.5 U	0.5 U	4.0 U	
MW-15	Apr/May 2012	MW-15	0.5 U	0.5 U	0.5 U	0.5 U	0.5 U	0.5 U	0.5 U	0.5 U	1.0 U	
MW-15	Nov 2012	MW-15	0.5 U	0.5 U	0.5 U	0.5 U	0.5 U	0.5 U	0.5 U	0.5 U	4.0 U	
MW-15	Nov 2012	DUPE-6-4Q12	0.5 U	0.5 U	0.5 U	0.5 U	0.5 U	0.5 U	0.5 U	0.5 U	4.0 U	
MW-16	Apr/May 2012	MW-16	0.5 U	0.5 U	0.5 U	0.5 U	0.5 U	0.5 U	0.5 U	0.5 U	2.9	1,4-Dioxane 0.9 J NDMA 0.0 J
MW-16	Apr/May 2012	DUPE-8-2Q12	0.5 U	0.5 U	0.5 U	0.5 U	0.5 U	0.5 U	0.5 U	0.5 U	2.8	1,4-Dioxane 1.0
MW-16	Aug/Sep 2012	MW-16	0.5 U	0.5 U	0.5 U	0.5 U	0.5 U	0.5 U	0.5 U	4.8	4.0 U	Bromodichloromethane 7.0 Bromoform 7.6 Dibromochloromethane 8.8
MW-16	Nov 2012	MW-16	0.5 U	0.5 U	0.5 U	0.5 U	0.5 U	0.5 U	0.5 U	13.0	4.0 U	Bromodichloromethane 15.0 Bromoform 5.0 Dibromochloromethane 10.0
MW-16	Jan/Feb 2013	MW-16	0.3 J	0.5 U	0.5 U	0.5 U	0.5 U	0.5 U	0.5 U	13.0	4.0 U	Bromodichloromethane 13.0 Bromoform 4.7 Dibromochloromethane 12.0
MW-17 Screen 1	Apr/May 2012	MW-17-1	0.5 U	0.5 U	0.5 U	0.5 U	0.5 U	0.5 U	0.5 U	0.5 U	1.0 U	
MW-17 Screen 1	Nov 2012	MW-17-1	0.5 U	0.5 U	0.5 U	0.5 U	0.5 U	0.5 U	0.5 U	0.5 U	4.0 U	
MW-17 Screen 2	Apr/May 2012	MW-17-2	0.5 U	0.5 U	0.5 U	0.5 U	0.5 U	0.5 U	0.5 U	0.5 U	13.1	
MW-17 Screen 2	Aug/Sep 2012	MW-17-2	0.5 U	0.1 J	0.2 J	0.5 U	0.5 U	0.5 U	0.5 U	0.1 J	4.0 U	
MW-17 Screen 2	Nov 2012	MW-17-2	0.5 U	0.1 J	0.5 U	0.5 U	0.5 U	0.5 U	0.5 U	0.2 J	7.8	
MW-17 Screen 2	Jan/Feb 2013	MW-17-2	0.5 U	0.2 J	0.5 U	0.5 U	0.5 U	0.5 U	0.5 U	0.3 J	22.0	
MW-17 Screen 3	Apr/May 2012	MW-17-3	0.5 U	0.5 U	0.5 U	0.5 U	0.5 U	0.5 U	0.5 U	0.5 U	7.9	
MW-17 Screen 3	Aug/Sep 2012	MW-17-3	0.5 U	0.2 J	0.5 U	0.5 U	0.5 U	0.5 U	0.5 U	0.2 J	8.1	
MW-17 Screen 3	Nov 2012	MW-17-3	0.5 U	0.2 J	0.5 U	0.5 U	0.5 U	0.5 U	0.5 U	0.2 J	5.1	
MW-17 Screen 3	Jan/Feb 2013	MW-17-3	0.5 U	0.2 J	0.5 U	0.5 U	0.5 U	0.5 U	0.5 U	0.2 J	5.5	
MW-17 Screen 4	Apr/May 2012	MW-17-4	0.5 U	0.5 U	0.5 U	0.5 U	0.5 U	0.5 U	0.5 U	0.5 U	1.0	
MW-17 Screen 4	Aug/Sep 2012	MW-17-4	0.5 U	0.6	0.5 U	0.5 U	0.5 U	0.5 U	0.5 U	0.2 J	2.1 J	
MW-17 Screen 4	Nov 2012	MW-17-4	0.3 J	0.5 J	0.5 U	0.5 U	0.5 U	0.5 U	0.5 U	0.2 J	5.6	
MW-17 Screen 4	Jan/Feb 2013	MW-17-4	0.4 J	0.8	0.1 J	0.5 U	0.5 U	0.5 U	0.5 U	0.3 J	10.0	
MW-17 Screen 5	Apr/May 2012	MW-17-5	0.5 U	0.5 U	0.5 U	0.5 U	0.5 U	0.5 U	0.5 U	0.5 U	1.0 U	
MW-17 Screen 5	Nov 2012	MW-17-5	0.5 U	0.6	0.5 U	0.5 U	0.5 U	0.5 U	0.5 U	0.5 U	4.0 U	
MW-18 Screen 1	Apr/May 2012	MW-18-1	0.5 U	0.5 U	0.5 U	0.5 U	0.5 U	0.5 U	0.5 U	0.5 U	1.0 U	
MW-18 Screen 1	Nov 2012	MW-18-1	0.5 U	0.5 U	0.5 U	0.5 U	0.5 U	0.5 U	0.5 U	0.5 U	4.0 U	

Sample Location	Sampling Event	Sample Number	Carbon tetrachloride	TCE	PCE	1,1-DCA	1,2-DCA	1,1-DCE	Freon 113	Chloroform	Perchlorate	Other Volatile Organic Compounds and 1,4-Dioxane, NDMA, NDPA, 1,2,3-TCP
MW-18 Screen 2	Apr/May 2012	MW-18-2	0.5 U	0.5 U	0.5 U	0.5 U	0.5 U	0.5 U	0.5 U	0.5 U	1.0 U	
MW-18 Screen 2	Aug/Sep 2012	MW-18-2	0.5 U	0.5 U	0.5 U	0.5 U	0.5 U	0.5 U	0.5 U	0.5 U	4.0 U	
MW-18 Screen 2	Nov 2012	MW-18-2	0.5 U	0.5 U	0.5 U	0.5 U	0.5 U	0.5 U	0.5 U	0.5 U	4.0 U	
MW-18 Screen 2	Jan/Feb 2013	MW-18-2	0.5 U	0.5 U	0.5 U	0.5 U	0.5 U	0.5 U	0.5 U	0.5 U	4.0 U	
MW-18 Screen 3	Apr/May 2012	MW-18-3	8.3	0.8	0.5 U	0.5 U	0.5 U	0.5 U	0.5 U	1.3	64.4	
MW-18 Screen 3	Aug/Sep 2012	MW-18-3	7.4	1.0	0.2 J	0.5 U	0.5 U	0.5 U	0.2 J	1.6	93.0	
MW-18 Screen 3	Aug/Sep 2012	DUPE-1-3Q12	5.4	0.8	0.5 U	0.5 U	0.5 U	0.5 U	0.5 U	1.4	91.0	
MW-18 Screen 3	Nov 2012	MW-18-3	9.4	1.2	0.1 J	0.5 U	0.5 U	0.5 U	0.2 J	1.7	54.0	
MW-18 Screen 3	Jan/Feb 2013	MW-18-3	7.2	0.7	0.1 J	0.5 U	0.5 U	0.5 U	0.2 J	1.5	46.0	
MW-18 Screen 4	Apr/May 2012	MW-18-4	4.0	0.8	0.5 U	0.5 U	0.5 U	0.5 U	0.5 U	1.2	47.3	
MW-18 Screen 4	Apr/May 2012	DUPE-6-2Q12	5.1	1.0	0.5 U	0.5 U	0.5 U	0.5 U	0.5 U	1.4	46.2	
MW-18 Screen 4	Aug/Sep 2012	MW-18-4	1.9	0.9	0.9	0.5 U	0.5 U	0.5 U	0.5 U	0.8	15.0	
MW-18 Screen 4	Nov 2012	MW-18-4	1.7	0.7	0.7	0.5 U	0.5 U	0.5 U	0.5 U	0.6	11.0	
MW-18 Screen 4	Jan/Feb 2013	MW-18-4	1.4	0.7	0.6	0.5 U	0.5 U	0.5 U	0.5 U	0.6	12.0	
MW-18 Screen 5	Apr/May 2012	MW-18-5	0.5 U	0.5 U	0.5 U	0.5 U	0.5 U	0.5 U	0.5 U	0.5 U	1.0 U	
MW-18 Screen 5	Aug/Sep 2012	MW-18-5	0.5 U	0.5 U	0.5 U	0.5 U	0.5 U	0.5 U	0.5 U	0.5 U	4.0 U	
MW-18 Screen 5	Nov 2012	MW-18-5	0.5 U	0.5 U	0.5 U	0.5 U	0.5 U	0.5 U	0.5 U	0.5 U	4.0 U	Styrene
MW-18 Screen 5	Jan/Feb 2013	MW-18-5	0.5 U	0.5 U	0.5 U	0.5 U	0.5 U	0.5 U	0.5 U	0.5 U	4.0 U	0.1 J
MW-19 Screen 1	Apr/May 2012	MW-19-1	0.5 U	0.5 U	0.5 U	0.5 U	0.5 U	0.5 U	0.5 U	0.5 U	1.0 U	
MW-19 Screen 1	Aug/Sep 2012	MW-19-1	0.5 U	0.5 U	0.5 U	0.5 U	0.5 U	0.5 U	0.5 U	0.5 U	4.0 U	
MW-19 Screen 1	Nov 2012	MW-19-1	0.5 U	0.5 U	0.5 U	0.5 U	0.5 U	0.5 U	0.5 U	0.5 U	4.0 U	
MW-19 Screen 1	Jan/Feb 2013	MW-19-1	0.5 U	0.5 U	0.5 U	0.5 U	0.5 U	0.5 U	0.5 U	0.5 U	4.0 U	
MW-19 Screen 1	Jan/Feb 2013	DUP-1-1Q13	0.5 U	0.5 U	0.5 U	0.5 U	0.5 U	0.5 U	0.5 U	0.5 U	4.0 U	
MW-19 Screen 2	Apr/May 2012	MW-19-2	0.5 U	0.8	0.5 U	0.5 U	0.5 U	0.5 U	0.5 U	0.5 U	7.1	
MW-19 Screen 2	Apr/May 2012	DUPE-5-2Q12	0.5 U	0.9	0.5 U	0.5 U	0.5 U	0.5 U	0.5 U	0.5 U	7.1	
MW-19 Screen 2	Aug/Sep 2012	MW-19-2	0.5 U	1.1	0.6	0.3 J	0.5 U	0.5 U	0.5 U	0.5	5.8	cis-1,2-Dichloroethene
MW-19 Screen 2	Nov 2012	MW-19-2	0.5 U	1.4	0.6	0.2 J	0.5 U	0.5 U	0.5 U	0.5	1.2 J	0.3 J
MW-19 Screen 2	Jan/Feb 2013	MW-19-2	0.5 U	1.2	0.8	0.3 J	0.5 U	0.5 U	0.5 U	0.7	6.2	Bromodichloromethane
MW-19 Screen 2	Jan/Feb 2013	MW-19-2	0.5 U	1.2	0.8	0.3 J	0.5 U	0.5 U	0.5 U	0.7	6.2	cis-1,2-Dichloroethene
MW-19 Screen 2	Jan/Feb 2013	MW-19-2	0.5 U	1.2	0.8	0.3 J	0.5 U	0.5 U	0.5 U	0.7	6.2	0.3 J
MW-19 Screen 3	Apr/May 2012	MW-19-3	0.5 U	0.5 U	0.5 U	0.5 U	0.5 U	0.5 U	0.5 U	0.5 U	3.7	
MW-19 Screen 3	Aug/Sep 2012	MW-19-3	0.5 U	0.5 U	0.4 J	0.5 U	0.5 U	0.5 U	0.5 U	0.2 J	3.0 J	cis-1,2-Dichloroethene
MW-19 Screen 3	Nov 2012	MW-19-3	0.5 U	0.5 U	0.3 J	0.5 U	0.5 U	0.5 U	0.5 U	0.2 J	1.8 J	
MW-19 Screen 3	Nov 2012	DUPE-1-4Q12	0.5 U	0.5 U	0.3 J	0.5 U	0.5 U	0.5 U	0.5 U	0.5 U	4.0 U	
MW-19 Screen 3	Jan/Feb 2013	MW-19-3	0.5 U	0.5 U	0.5 J	0.5 U	0.5 U	0.5 U	0.5 U	0.2 J	2.4 J	
MW-19 Screen 4	Apr/May 2012	MW-19-4	0.5 U	0.5 U	0.5 U	0.5 U	0.5 U	0.5 U	0.5 U	0.5 U	3.9	
MW-19 Screen 4	Aug/Sep 2012	MW-19-4	0.5 U	0.2 J	0.5	0.5 U	0.5 U	0.5 U	0.5 U	0.3 J	3.6 J	cis-1,2-Dichloroethene
MW-19 Screen 4	Nov 2012	MW-19-4	0.5 U	0.1 J	0.3 J	0.5 U	0.5 U	0.5 U	0.5 U	0.2 J	1.4 J	
MW-19 Screen 4	Jan/Feb 2013	MW-19-4	0.5 U	0.2 J	0.5 J	0.5 U	0.5 U	0.5 U	0.5 U	0.3 J	3.3 J	
MW-19 Screen 5	Apr/May 2012	MW-19-5	0.5 U	0.5 U	1.2	0.5 U	0.5 U	0.5 U	0.5 U	0.5 U	3.0	

Sample Location	Sampling Event	Sample Number	Carbon tetrachloride	TCE	PCE	1,1-DCA	1,2-DCA	1,1-DCE	Freon 113	Chloroform	Perchlorate	Other Volatile Organic Compounds and 1,4-Dioxane, NDMA, NDPA, 1,2,3-TCP	
MW-19 Screen 5	Aug/Sep 2012	MW-19-5	0.5 U	0.2 J	1.7	0.5 U	0.5 U	0.5 U	0.5 U	0.3 J	2.3 J		
MW-19 Screen 5	Nov 2012	MW-19-5	0.5 U	0.1 J	0.8	0.5 U	0.5 U	0.5 U	0.5 U	0.2 J	1.4 J		
MW-19 Screen 5	Jan/Feb 2013	MW-19-5	0.5 U	0.1 J	0.9	0.5 U	0.5 U	0.5 U	0.5 U	0.2 J	2.6 J		
MW-20 Screen 1	Apr/May 2012	MW-20-1	0.5 U	0.5 U	0.5 U	0.5 U	0.5 U	0.5 U	0.5 U	0.5 U	1.0 U		
MW-20 Screen 1	Aug/Sep 2012	MW-20-1	0.5 U	0.5 U	0.5 U	0.5 U	0.5 U	0.5 U	0.5 U	0.3 J	1.6 J	Methyl-tert-butyl ether (MTBE)	0.3 J
MW-20 Screen 1	Nov 2012	MW-20-1	0.5 U	0.5 U	0.5 U	0.5 U	0.5 U	0.5 U	0.5 U	0.3 J	4.0 U	Methyl-tert-butyl ether (MTBE)	0.3 J
MW-20 Screen 1	Jan/Feb 2013	MW-20-1	0.5 U	0.5 U	0.5 U	0.5 U	0.5 U	0.5 U	0.5 U	0.2 J	4.0 U	Methyl-tert-butyl ether (MTBE)	0.2 J
MW-20 Screen 2	Apr/May 2012	MW-20-2	0.5 U	0.8	0.5 U	0.5 U	0.5 U	0.5 U	0.5 U	0.5 U	6.4		
MW-20 Screen 2	Aug/Sep 2012	MW-20-2	0.5 U	1.1	0.3 J	0.5 U	0.5 U	0.5 U	0.5 U	0.2 J	3.2 J	Styrene	0.1 J
MW-20 Screen 2	Nov 2012	MW-20-2	0.5 U	0.7	0.2 J	0.5 U	0.5 U	0.5 U	0.5 U	0.2 J	2.5 J	Styrene	0.1 J
MW-20 Screen 2	Jan/Feb 2013	MW-20-2	0.5 U	0.4 J	0.5 U	0.5 U	0.5 U	0.5 U	0.5 U	0.1 J	3.4 J	Styrene	0.1 J
MW-20 Screen 3	Apr/May 2012	MW-20-3	0.5 U	0.5 U	0.5 U	0.5 U	0.5 U	0.5 U	0.5 U	0.5 U	1.0 U		
MW-20 Screen 3	Aug/Sep 2012	MW-20-3	0.5 U	0.5	0.3 J	0.5 U	0.5 U	0.5 U	0.5 U	0.5 U	4.0 U	Acrylonitrile Carbon disulfide Styrene	2.8 J 0.6 J 0.4 J
MW-20 Screen 3	Nov 2012	MW-20-3	0.5 U	0.3 J	0.2 J	0.5 U	0.5 U	0.5 U	0.5 U	0.5 U	4.0 U	Acrylonitrile Carbon disulfide Ethylbenzene Styrene	2.0 J 0.6 J 0.1 J 0.3 J
MW-20 Screen 3	Jan/Feb 2013	MW-20-3	0.5 U	0.3 J	0.2 J	0.5 U	0.5 U	0.5 U	0.5 U	0.5 U	4.0 U	Acrylonitrile Ethylbenzene Styrene Toluene	2.2 J 0.1 J 0.5 J 0.1 J
MW-20 Screen 4	Apr/May 2012	MW-20-4	0.5 U	0.5 U	0.5 U	0.5 U	0.5 U	0.5 U	0.5 U	0.5 U	1.0 U		
MW-20 Screen 4	Aug/Sep 2012	MW-20-4	0.5 U	0.5 U	0.5 U	0.5 U	0.5 U	0.5 U	0.5 U	0.5 U	4.0 U		
MW-20 Screen 4	Nov 2012	MW-20-4	0.5 U	0.5 U	0.5 U	0.5 U	0.5 U	0.5 U	0.5 U	0.5 U	4.0 U	Carbon disulfide	0.4 J
MW-20 Screen 4	Jan/Feb 2013	MW-20-4	0.5 U	0.5 U	0.5 U	0.5 U	0.5 U	0.5 U	0.5 U	0.5 U	4.0 U	Styrene	0.1 J
MW-20 Screen 5	Apr/May 2012	MW-20-5	0.5 U	0.5 U	0.5 U	0.5 U	0.5 U	0.5 U	0.5 U	0.5 U	1.0 U		
MW-20 Screen 5	Aug/Sep 2012	MW-20-5	0.5 U	0.5 U	0.5 U	0.5 U	0.5 U	0.5 U	0.5 U	0.5 U	4.0 U	Carbon disulfide Styrene	0.8 J 0.4 J
MW-20 Screen 5	Nov 2012	MW-20-5	0.5 U	0.5 U	0.5 U	0.5 U	0.5 U	0.5 U	0.5 U	0.5 U	4.0 U	Carbon disulfide Styrene	0.5 J 0.3 J
MW-20 Screen 5	Jan/Feb 2013	MW-20-5	0.5 U	0.5 U	0.5 U	0.5 U	0.5 U	0.5 U	0.5 U	0.5 U	4.0 U	Styrene	0.3 J
MW-21 Screen 1	Apr/May 2012	MW-21-1	0.5 U	0.5 U	0.5 U	0.5 U	0.5 U	0.5 U	0.5 U	1.8	2.8		
MW-21 Screen 1	Aug/Sep 2012	MW-21-1	0.5 U	0.1 J	0.7	0.5 U	0.5 U	0.5 U	0.5 U	1.4	4.0 U	cis-1,2-Dichloroethene	0.1 J
MW-21 Screen 1	Nov 2012	MW-21-1	0.5 U	0.1 J	1.1	0.5 U	0.5 U	0.5 U	0.5 U	1.2	1.7 J	cis-1,2-Dichloroethene	0.2 J
MW-21 Screen 1	Jan/Feb 2013	MW-21-1	0.5 U	0.1 J	0.9	0.5 U	0.5 U	0.5 U	0.5 U	2.1	3.2 J	cis-1,2-Dichloroethene	0.1 J
MW-21 Screen 2	Apr/May 2012	MW-21-2	0.5 U	0.5 U	2.9	0.5 U	0.5 U	0.5 U	0.5 U	3.5	2.8		
MW-21 Screen 2	Aug/Sep 2012	MW-21-2	0.5 U	0.2 J	2.0	0.5 U	0.5 U	0.5 U	0.5 U	3.7	4.0 U	cis-1,2-Dichloroethene Methyl-tert-butyl ether (MTBE)	0.1 J 0.2 J

Sample Location	Sampling Event	Sample Number	Carbon tetrachloride	TCE	PCE	1,1-DCA	1,2-DCA	1,1-DCE	Freon 113	Chloroform	Perchlorate	Other Volatile Organic Compounds and 1,4-Dioxane, NDMA, NDPA, 1,2,3-TCP	
MW-21 Screen 2	Nov 2012	MW-21-2	0.5 U	0.2 J	2.6	0.5 U	0.5 U	0.5 U	0.5 U	3.0	1.5 J	cis-1,2-Dichloroethene Methyl-tert-butyl ether (MTBE)	0.4 J 0.2 J
MW-21 Screen 2	Jan/Feb 2013	MW-21-2	0.5 U	0.3 J	2.2	0.5 U	0.5 U	0.5 U	0.5 U	1.1	1.8 J	cis-1,2-Dichloroethene Methyl-tert-butyl ether (MTBE)	0.3 J 0.2 J
MW-21 Screen 3	Apr/May 2012	MW-21-3	0.5 U	0.5 U	2.3	0.5 U	0.5 U	0.5 U	0.5 U	3.9	3.5		
MW-21 Screen 3	Aug/Sep 2012	MW-21-3	0.5 U	0.7	3.8	0.1 J	0.5 U	0.5 U	0.5 U	4.2	4.0 U	cis-1,2-Dichloroethene Methyl-tert-butyl ether (MTBE)	0.7 0.2 J
MW-21 Screen 3	Aug/Sep 2012	DUPE-7-3Q12	0.5 U	0.5	2.6	0.5 U	0.5 U	0.5 U	0.5 U	3.4	4.0 U	cis-1,2-Dichloroethene Methyl-tert-butyl ether (MTBE)	0.5 0.2 J
MW-21 Screen 3	Nov 2012	MW-21-3	0.5 U	0.8	5.9	0.1 J	0.5 U	0.5 U	0.5 U	4.0	1.6 J	cis-1,2-Dichloroethene Methyl-tert-butyl ether (MTBE)	0.9 0.2 J
MW-21 Screen 3	Jan/Feb 2013	MW-21-3	0.5 U	0.7	4.7	0.5 U	0.5 U	0.5 U	0.5 U	2.7	4.0	cis-1,2-Dichloroethene Methyl-tert-butyl ether (MTBE)	0.9 0.3 J
MW-21 Screen 4	Apr/May 2012	MW-21-4	0.5 U	0.5 U	0.6	0.5 U	0.5 U	0.5 U	0.5 U	4.9	2.4		
MW-21 Screen 4	Aug/Sep 2012	MW-21-4	0.5 U	0.1 J	0.7	0.5 U	0.5 U	0.5 U	0.5 U	6.8	4.0 U		
MW-21 Screen 4	Nov 2012	MW-21-4	0.5 U	0.1 J	0.8	0.5 U	0.5 U	0.5 U	0.5 U	7.0	1.4 J	cis-1,2-Dichloroethene	0.1 J
MW-21 Screen 4	Jan/Feb 2013	MW-21-4	0.5 U	0.5 U	0.8	0.5 U	0.5 U	0.5 U	0.5 U	6.4	2.7 J	cis-1,2-Dichloroethene	0.1 J
MW-21 Screen 5	Apr/May 2012	MW-21-5	0.5 U	0.5 U	0.7	0.5 U	0.5 U	0.5 U	0.5 U	3.7	2.6		
MW-21 Screen 5	Aug/Sep 2012	MW-21-5	0.5 U	0.5 U	0.8	0.5 U	0.5 U	0.5 U	0.5 U	6.2	4.0 U	cis-1,2-Dichloroethene	0.1 J
MW-21 Screen 5	Nov 2012	MW-21-5	0.5 U	0.5 U	0.7	0.5 U	0.5 U	0.5 U	0.5 U	5.2	1.2 J	cis-1,2-Dichloroethene	0.1 J
MW-21 Screen 5	Jan/Feb 2013	MW-21-5	0.5 U	0.1 J	0.7	0.5 U	0.5 U	0.5 U	0.5 U	5.6	3.0 J		
MW-22 Screen 1	Apr/May 2012	MW-22-1	0.5 U	0.5 U	0.7	0.5 U	0.5 U	0.5 U	0.5 U	0.5 U	6.5		
MW-22 Screen 1	Apr/May 2012	DUPE-1-2Q12	0.5 U	0.5 U	0.6	0.5 U	0.5 U	0.5 U	0.5 U	0.5 U	6.5		
MW-22 Screen 1	Aug/Sep 2012	MW-22-1	0.5 U	0.5 J	0.6	0.2 J	0.5 U	0.5 U	0.5 U	0.3 J	2.9 J		
MW-22 Screen 1	Nov 2012	MW-22-1	0.5 U	0.8	0.4 J	0.2 J	0.5 U	0.5 U	0.5 U	0.3 J	4.0 U		
MW-22 Screen 1	Jan/Feb 2013	MW-22-1	0.5 U	1.2	0.4 J	0.1 J	0.5 U	0.5 U	0.5 U	0.4 J	4.5		
MW-22 Screen 2	Apr/May 2012	MW-22-2	0.5 U	0.5 U	0.5 U	0.5 U	0.5 U	0.5 U	0.5 U	0.5 U	3.2		
MW-22 Screen 2	Aug/Sep 2012	MW-22-2	0.5 U	0.2 J	0.1 J	0.5 U	0.5 U	0.5 U	0.5 U	0.2 J	2.3 J		
MW-22 Screen 2	Nov 2012	MW-22-2	0.5 U	0.2 J	0.2 J	0.1 J	0.5 U	0.5 U	0.5 U	0.2 J	4.0 U		
MW-22 Screen 2	Jan/Feb 2013	MW-22-2	0.5 U	0.2 J	0.2 J	0.5 U	0.5 U	0.5 U	0.5 U	0.2 J	3.2 J		
MW-22 Screen 3	Apr/May 2012	MW-22-3	0.5 U	0.5 U	0.5 U	0.5 U	0.5 U	0.5 U	0.5 U	0.5 U	4.1		
MW-22 Screen 3	Aug/Sep 2012	MW-22-3	0.5 U	0.1 J	0.5 U	0.5 U	0.5 U	0.5 U	0.5 U	0.1 J	3.8 J		
MW-22 Screen 3	Nov 2012	MW-22-3	0.5 U	0.5 U	0.5 U	0.5 U	0.5 U	0.5 U	0.5 U	0.1 J	4.0 U		
MW-22 Screen 3	Jan/Feb 2013	MW-22-3	0.5 U	0.5 U	0.5 U	0.5 U	0.5 U	0.5 U	0.5 U	0.5 U	5.0		
MW-22 Screen 4	Apr/May 2012	MW-22-4	0.5 U	0.5 U	0.5 U	0.5 U	0.5 U	0.5 U	0.5 U	0.5 U	1.0 U		
MW-22 Screen 4	Nov 2012	MW-22-4	0.5 U	0.5 U	0.5 U	0.5 U	0.5 U	0.5 U	0.5 U	0.5 U	4.0 U		
MW-22 Screen 5	Apr/May 2012	MW-22-5	0.5 U	0.5 U	0.5 U	0.5 U	0.5 U	0.5 U	0.5 U	0.5 U	1.0 U		
MW-22 Screen 5	Nov 2012	MW-22-5	0.5 U	0.5 U	0.5 U	0.5 U	0.5 U	0.5 U	0.5 U	0.5 U	4.0 U		
MW-23 Screen 1	Apr/May 2012	MW-23-1	0.5 U	0.5 U	0.5 U	0.5 U	0.5 U	0.5 U	0.5 U	0.5 U	0.9	11.2	
MW-23 Screen 1	Apr/May 2012	DUPE-3-2Q12	0.5 U	0.5 U	0.5 U	0.5 U	0.5 U	0.5 U	0.5 U	0.8	12.5 J		

Sample Location	Sampling Event	Sample Number	Carbon tetrachloride	TCE	PCE	1,1-DCA	1,2-DCA	1,1-DCE	Freon 113	Chloroform	Perchlorate	Other Volatile Organic Compounds and 1,4-Dioxane, NDMA, NDPA, 1,2,3-TCP	
MW-23 Screen 1	Aug/Sep 2012	MW-23-1	0.5 U	0.3 J	0.4 J	0.2 J	0.5 U	0.5 U	0.5 U	0.3 J	4.5		
MW-23 Screen 1	Nov 2012	MW-23-1	0.5 U	1.0	0.3 J	0.2 J	0.5 U	0.5 U	0.5 U	0.3 J	2.3 J		
MW-23 Screen 1	Jan/Feb 2013	MW-23-1	0.5 U	1.9	0.3 J	0.1 J	0.5 U	0.5 U	0.5 U	0.4 J	3.8 J		
MW-23 Screen 2	Apr/May 2012	MW-23-2	0.5 U	0.8	0.5 U	0.5 U	0.5 U	0.5 U	0.5 U	0.5 U	4.9		
MW-23 Screen 2	Aug/Sep 2012	MW-23-2	0.5 U	0.7	0.3 J	0.2 J	0.5 U	0.5 U	0.5 U	0.4 J	5.7		
MW-23 Screen 2	Aug/Sep 2012	DUPE-4-3Q12	0.5 U	0.7	0.3 J	0.2 J	0.5 U	0.5 U	0.5 U	0.5	4.6		
MW-23 Screen 2	Nov 2012	MW-23-2	0.5 U	0.6	0.3 J	0.2 J	0.5 U	0.5 U	0.5 U	0.4 J	2.5 J		
MW-23 Screen 2	Jan/Feb 2013	MW-23-2	0.5 U	0.7	0.3 J	0.2 J	0.5 U	0.5 U	0.5 U	0.4 J	3.7 J		
MW-23 Screen 3	Apr/May 2012	MW-23-3	0.5 U	0.5 U	0.5 U	0.5 U	0.5 U	0.5 U	0.5 U	0.5 U	1.9		
MW-23 Screen 3	Aug/Sep 2012	MW-23-3	0.5 U	0.5 U	0.5 U	0.5 U	0.5 U	0.5 U	0.5 U	0.5 U	1.9 J		
MW-23 Screen 3	Nov 2012	MW-23-3	0.5 U	0.5 U	0.5 U	0.5 U	0.5 U	0.5 U	0.5 U	0.5 U	1.5 J		
MW-23 Screen 3	Jan/Feb 2013	MW-23-3	0.5 U	0.5 U	0.5 U	0.5 U	0.5 U	0.5 U	0.5 U	0.5 U	2.6 J		
MW-23 Screen 4	Apr/May 2012	MW-23-4	0.5 U	0.5 U	0.5 U	0.5 U	0.5 U	0.5 U	0.5 U	0.5 U	1.2		
MW-23 Screen 4	Nov 2012	MW-23-4	0.5 U	0.5 U	0.5 U	0.5 U	0.5 U	0.5 U	0.5 U	0.5 U	4.0 U		
MW-23 Screen 5	Apr/May 2012	MW-23-5	0.5 U	0.5 U	0.5 U	0.5 U	0.5 U	0.5 U	0.5 U	0.5 U	1.0 U		
MW-23 Screen 5	Nov 2012	MW-23-5	0.5 U	0.5 U	0.5 U	0.5 U	0.5 U	0.5 U	0.5 U	0.5 U	4.0 U	Ethylbenzene Styrene	0.1 J 0.3 J
MW-24 Screen 1	Apr/May 2012	MW-24-1	0.5 U	0.5 U	0.5 U	0.5 U	0.5 U	0.5 U	0.5 U	0.7	3.2	1,4-Dioxane	0.9 J
MW-24 Screen 1	Aug/Sep 2012	MW-24-1	0.5 U	0.5 U	0.5 U	0.5 U	0.5 U	0.5 U	0.5 U	1.5	3.9 J	Bromodichloromethane Bromoform Dibromochloromethane	1.2 0.3 J 0.9
MW-24 Screen 1	Nov 2012	MW-24-1	0.5 U	0.5 U	0.5 U	0.5 U	0.5 U	0.5 U	0.5 U	5.1	4.0 U	Bromodichloromethane Dibromochloromethane	4.8 2.7
MW-24 Screen 1	Jan/Feb 2013	MW-24-1	0.5 U	0.5 U	0.5 U	0.5 U	0.5 U	0.5 U	0.5 U	7.2	4.0 U	Benzene Bromodichloromethane Methylene chloride Methyl-tert-butyl ether (MTBE) Styrene	0.1 J 2.6 0.6 0.2 J 0.2 J
MW-24 Screen 2	Apr/May 2012	MW-24-2	0.5 U	0.5 U	0.5 U	0.5 U	0.5 U	0.5 U	0.5 U	0.5 U	20.1		
MW-24 Screen 2	Aug/Sep 2012	MW-24-2	0.3 J	0.1 J	0.1 J	0.1 J	0.5 U	0.5 U	0.5 U	0.3 J	14.0		
MW-24 Screen 2	Nov 2012	MW-24-2	0.4 J	0.1 J	0.2 J	0.2 J	0.5 U	0.5 U	0.5 U	0.4 J	8.7	Bromodichloromethane	0.2 J
MW-24 Screen 2	Nov 2012	DUPE-3-4Q12	0.2 J	0.5 U	0.2 J	0.1 J	0.5 U	0.5 U	0.5 U	0.3 J	8.4	Bromodichloromethane	0.1 J
MW-24 Screen 2	Jan/Feb 2013	MW-24-2	0.2 J	0.5 U	0.2 J	0.1 J	0.5 U	0.5 U	0.5 U	0.4 J	9.9	Bromodichloromethane	0.2 J
MW-24 Screen 3	Apr/May 2012	MW-24-3	0.5 U	0.5 U	0.5 U	0.5 U	0.5 U	0.5 U	0.5 U	0.5 U	1.0 U		
MW-24 Screen 3	Apr/May 2012	DUPE-2-2Q12	0.5 U	0.5 U	0.5 U	0.5 U	0.5 U	0.5 U	0.5 U	0.5 U	1.0 U		
MW-24 Screen 3	Aug/Sep 2012	MW-24-3	0.5 U	0.5 U	0.5 U	0.1 J	0.5 U	0.5 U	0.5 U	0.5 U	4.0 U		
MW-24 Screen 3	Aug/Sep 2012	DUPE-6-3Q12	0.5 U	0.5 U	0.5 U	0.5 U	0.5 U	0.5 U	0.5 U	0.5 U	4.0 U		
MW-24 Screen 3	Nov 2012	MW-24-3	0.5 U	0.5 U	0.5 U	0.1 J	0.5 U	0.5 U	0.5 U	0.5 U	4.0 U		
MW-24 Screen 3	Jan/Feb 2013	MW-24-3	0.5 U	0.5 U	0.1 J	0.1 J	0.5 U	0.5 U	0.5 U	0.5 U	4.0 U		
MW-24 Screen 4	Apr/May 2012	MW-24-4	0.5 U	0.5 U	0.5 U	0.5 U	0.5 U	0.5 U	0.5 U	0.5 U	1.0 U		

Sample Location	Sampling Event	Sample Number	Carbon tetrachloride	TCE	PCE	1,1-DCA	1,2-DCA	1,1-DCE	Freon 113	Chloroform	Perchlorate	Other Volatile Organic Compounds and 1,4-Dioxane, NDMA, NDPA, 1,2,3-TCP	
MW-24 Screen 4	Nov 2012	MW-24-4	0.5 U	0.5 U	0.5 U	0.5 U	0.5 U	0.5 U	0.5 U	0.5 U	4.0 U	Ethylbenzene Styrene	0.1 J 0.2 J
MW-24 Screen 5	Apr/May 2012	MW-24-5	0.5 U	0.5 U	0.5 U	0.5 U	0.5 U	0.5 U	0.5 U	0.5 U	1.0 U		
MW-24 Screen 5	Nov 2012	MW-24-5	0.5 U	0.5 U	0.5 U	0.5 U	0.5 U	0.5 U	0.5 U	0.5 U	4.0 U		
MW-25 Screen 1	Apr/May 2012	MW-25-1	0.5 U	2.2	0.5 U	0.5 U	0.5 U	0.5 U	0.5 U	0.5 U	10.6		
MW-25 Screen 1	Aug/Sep 2012	MW-25-1	0.5 U	1.8	0.5 U	0.5 U	0.5 U	0.5 U	0.5 U	0.4 J	12.0		
MW-25 Screen 1	Nov 2012	MW-25-1	0.5 U	1.8	0.5 U	0.5 U	0.5 U	0.5 U	0.5 U	0.5 J	6.0	Methyl-tert-butyl ether (MTBE)	0.2 J
MW-25 Screen 1	Jan/Feb 2013	MW-25-1	0.5 U	2.5	0.5 U	0.5 U	0.5 U	0.5 U	0.5 U	0.6	9.3	Methyl-tert-butyl ether (MTBE)	0.2 J
MW-25 Screen 2	Apr/May 2012	MW-25-2	0.5 U	0.5 U	0.5 U	0.5 U	0.5 U	0.5 U	0.5 U	0.5 U	16.6		
MW-25 Screen 2	Aug/Sep 2012	MW-25-2	0.5 U	0.1 J	0.5 U	0.5 U	0.5 U	0.5 U	0.5 U	0.5 U	17.0		
MW-25 Screen 2	Nov 2012	MW-25-2	0.5 U	0.1 J	0.5 U	0.5 U	0.5 U	0.5 U	0.5 U	0.1 J	11.0		
MW-25 Screen 2	Jan/Feb 2013	MW-25-2	0.5 U	0.1 J	0.5 U	0.5 U	0.5 U	0.5 U	0.5 U	0.5 U	15.0		
MW-25 Screen 3	Apr/May 2012	MW-25-3	0.5 U	0.5 U	0.5 U	0.5 U	0.5 U	0.5 U	0.5 U	0.5 U	11.6		
MW-25 Screen 3	Aug/Sep 2012	MW-25-3	0.5 U	0.5 U	0.5 U	0.5 U	0.5 U	0.5 U	0.5 U	0.4 J	11.0		
MW-25 Screen 3	Aug/Sep 2012	DUPE-2-3Q12	0.5 U	0.5 U	0.5 U	0.5 U	0.5 U	0.5 U	0.5 U	0.4 J	11.0		
MW-25 Screen 3	Nov 2012	MW-25-3	0.5 U	0.5 U	0.5 U	0.5 U	0.5 U	0.5 U	0.5 U	0.4 J	6.0		
MW-25 Screen 3	Jan/Feb 2013	MW-25-3	0.5 U	0.5 U	0.2 J	0.5 U	0.5 U	0.5 U	0.5 U	0.7	11.0		
MW-25 Screen 4	Apr/May 2012	MW-25-4	0.5 U	0.5 U	0.5 U	0.5 U	0.5 U	0.5 U	0.5 U	0.5 U	10.0		
MW-25 Screen 4	Aug/Sep 2012	MW-25-4	0.5 U	0.5 U	0.5 U	0.5 U	0.5 U	0.5 U	0.5 U	0.5 U	9.3		
MW-25 Screen 4	Nov 2012	MW-25-4	0.5 U	0.5 U	0.5 U	0.5 U	0.5 U	0.5 U	0.5 U	0.5 U	5.6		
MW-25 Screen 4	Jan/Feb 2013	MW-25-4	0.5 U	0.5 U	0.5 U	0.5 U	0.5 U	0.5 U	0.5 U	0.5 U	19.0		
MW-25 Screen 4	Jan/Feb 2013	DUP-2-1Q13	0.5 U	0.5 U	0.5 U	0.5 U	0.5 U	0.5 U	0.5 U	0.5 U	9.9		
MW-25 Screen 5	Apr/May 2012	MW-25-5	0.5 U	0.5 U	0.5 U	0.5 U	0.5 U	0.5 U	0.5 U	0.5 U	1.0 U		
MW-25 Screen 5	Aug/Sep 2012	MW-25-5	0.5 U	0.5 U	0.5 U	0.5 U	0.5 U	0.5 U	0.5 U	0.5 U	4.0 U		
MW-25 Screen 5	Nov 2012	MW-25-5	0.5 U	0.5 U	0.5 U	0.5 U	0.5 U	0.5 U	0.5 U	0.5 U	4.0 U		
MW-25 Screen 5	Jan/Feb 2013	MW-25-5	0.5 U	0.5 U	0.5 U	0.5 U	0.5 U	0.5 U	0.5 U	0.5 U	4.0 U		
MW-26 Screen 1	Apr/May 2012	MW-26-1	0.5 U	0.5 U	0.5 U	0.5 U	0.5 U	0.5 U	0.5 U	0.5 U	3.9		
MW-26 Screen 1	Aug/Sep 2012	MW-26-1	0.5 U	0.2 J	0.4 J	0.5 U	0.5 U	0.5 U	0.5 U	0.3 J	4.4		
MW-26 Screen 1	Nov 2012	MW-26-1	0.5 U	0.3 J	0.8	0.1 J	0.5 U	0.5 U	0.5 U	0.4 J	4.0 U	Bromodichloromethane	0.2 J
MW-26 Screen 1	Nov 2012	DUPE-2-4Q12	0.5 U	0.3 J	0.6	0.5 U	0.5 U	0.5 U	0.5 U	0.3 J	4.0 U	Bromodichloromethane	0.1 J
MW-26 Screen 1	Jan/Feb 2013	MW-26-1	0.5 U	0.3 J	1.0	0.5 U	0.5 U	0.5 U	0.5 U	0.3 J	4.6		
MW-26 Screen 2	Apr/May 2012	MW-26-2	0.5 U	0.5 U	0.5 U	0.5 U	0.5 U	0.5 U	0.5 U	0.5 U	1.0 U		

Sample Location	Sampling Event	Sample Number	Carbon tetrachloride	TCE	PCE	1,1-DCA	1,2-DCA	1,1-DCE	Freon 113	Chloroform	Perchlorate	Other Volatile Organic Compounds and 1,4-Dioxane, NDMA, NDPA, 1,2,3-TCP
MW-26 Screen 2	Aug/Sep 2012	MW-26-2	0.5 U	0.5 U	0.5 U	0.5 U	0.5 U	0.5 U	0.5 U	0.5 U	4.0 U	
MW-26 Screen 2	Nov 2012	MW-26-2	0.5 U	0.5 U	0.5 U	0.5 U	0.5 U	0.5 U	0.5 U	0.5 U	4.0 U	
MW-26 Screen 2	Jan/Feb 2013	MW-26-2	0.5 U	0.5 U	0.5 U	0.5 U	0.5 U	0.5 U	0.5 U	0.5 U	4.0 U	
California Maximum Contaminant Level (MCL)			0.5	5	5	5	0.5	6	1200	TTHM	6.0 *	
EPA Region IX Maximum Contaminant Level			5	5	5	NE	5	7	NE	TTHM	NE	
<p>Notes</p> <p>DUPE Field Duplicate</p> <p>NA Not analyzed</p> <p>NE Not established</p> <p>TTHM Chloroform is regulated under the state and federal MCL of 80 µg/L for Total Trihalomethanes (TTHMs); the MCL applies to the sum of all four trihalomethanes (Bromodichloromethane, Bromoform, Dibromochloromethane, and Chloroform) as an annual average</p> <p>* Interim Action Level - California Department of Public Health</p> <p>J Analyte concentration is an estimated value</p> <p>U Analyte was analyzed for but not detected at or above the stated limit</p>												

TABLE 2
SUMMARY OF METALS DETECTED
DURING THE LAST FOUR SAMPLING EVENTS OF THE LONG-TERM QUARTERLY
GROUNDWATER SAMPLING PROGRAM

(All concentrations reported in µg/L; except for Hexavalent Chromium, which is reported in mg/L.)

(Shaded values exceed State or Federal MCLs or action levels.)

Sample Location	Sampling Event	Sample Number	Arsenic (µg/L)	Lead (µg/L)	Chromium, Total (µg/L)	Chromium, Hexavalent (mg/L)
MW-1	Apr/May 2012	MW-1	2.0 U	5.000 U	5.0 U	0.010 U
MW-1	Nov 2012	MW-1	NA	NA	3.0 U	0.002 U
MW-3 Screen 1	Apr/May 2012	MW-3-1	2.0 U	5.000 U	5.0 U	0.010 U
MW-3 Screen 1	Apr/May 2012	DUPE-4-2Q12	2.0 U	5.000 U	5.0 U	0.010 U
MW-3 Screen 1	Nov 2012	MW-3-1	NA	NA	3.0 U	0.002 U
MW-3 Screen 2	Apr/May 2012	MW-3-2	2.0 U	5.000 U	5.0 U	0.010 U
MW-3 Screen 2	Aug/Sep 2012	MW-3-2	NA	NA	3.0 U	0.002 U
MW-3 Screen 2	Nov 2012	MW-3-2	NA	NA	3.0 U	0.002 U
MW-3 Screen 2	Jan/Feb 2013	MW-3-2	NA	NA	0.7 J	0.002 U
MW-3 Screen 3	Apr/May 2012	MW-3-3	2.0 U	5.000 U	5.0 U	0.010 U
MW-3 Screen 3	Aug/Sep 2012	MW-3-3	NA	NA	3.0 U	0.002 U
MW-3 Screen 3	Nov 2012	MW-3-3	NA	NA	2.1 J	0.002
MW-3 Screen 3	Jan/Feb 2013	MW-3-3	NA	NA	2.5 J	0.002 U
MW-3 Screen 4	Apr/May 2012	MW-3-4	6.3	5.000 U	5.0 U	0.010 U
MW-3 Screen 4	Aug/Sep 2012	MW-3-4	NA	NA	0.8 J	0.002 U
MW-3 Screen 4	Nov 2012	MW-3-4	NA	NA	3.0	0.001 J
MW-3 Screen 4	Jan/Feb 2013	MW-3-4	NA	NA	10.0	0.005 U
MW-3 Screen 5	Apr/May 2012	MW-3-5	3.9	5.000 U	5.0 U	0.010 U
MW-3 Screen 5	Nov 2012	MW-3-5	NA	NA	9.2	0.002 U
MW-4 Screen 1	Apr/May 2012	MW-4-1	2.0 U	5.000 U	5.0 U	0.010 U
MW-4 Screen 1	Aug/Sep 2012	MW-4-1	NA	NA	3.0 U	0.002 U
MW-4 Screen 1	Nov 2012	MW-4-1	NA	NA	3.0 U	0.002 U
MW-4 Screen 1	Jan/Feb 2013	MW-4-1	NA	NA	0.7 J	0.002 U
MW-4 Screen 2	Apr/May 2012	MW-4-2	2.0 U	5.000 U	5.0 U	0.010 U
MW-4 Screen 2	Aug/Sep 2012	MW-4-2	NA	NA	2.4 J	0.002 U
MW-4 Screen 2	Nov 2012	MW-4-2	NA	NA	4.5	0.002 U
MW-4 Screen 2	Jan/Feb 2013	MW-4-2	NA	NA	5.6	0.002 U
MW-4 Screen 3	Apr/May 2012	MW-4-3	2.0 U	5.000 U	5.0 U	0.010 U
MW-4 Screen 3	Aug/Sep 2012	MW-4-3	NA	NA	3.0 U	0.003 J
MW-4 Screen 3	Nov 2012	MW-4-3	NA	NA	2.1 J	0.001 J
MW-4 Screen 3	Jan/Feb 2013	MW-4-3	NA	NA	3.5	0.001 J
MW-4 Screen 3	Jan/Feb 2013	DUP-4-1Q13	NA	NA	3.4	0.001 J
MW-4 Screen 4	Apr/May 2012	MW-4-4	4.5	5.000 U	5.0 U	0.010 U
MW-4 Screen 4	Nov 2012	MW-4-4	NA	NA	1.3 J	0.002 U

Sample Location	Sampling Event	Sample Number	Arsenic (µg/L)	Lead (µg/L)	Chromium, Total (µg/L)	Chromium, Hexavalent (mg/L)
MW-4 Screen 5	Apr/May 2012	MW-4-5	2.0 U	5.000 U	5.0 U	0.010 U
MW-4 Screen 5	Nov 2012	MW-4-5	NA	NA	3.0 U	0.002 U
MW-5	Apr/May 2012	MW-5	2.0 U	5.000 U	5.0 U	0.010 U
MW-5	Apr/May 2012	DUPE-7-2Q12	2.0 U	5.000 U	5.0 U	0.010 U
MW-5	Aug/Sep 2012	MW-5	NA	NA	3.0 U	0.002 U
MW-5	Nov 2012	MW-5	NA	NA	1.1 J	0.002 U
MW-5	Jan/Feb 2013	MW-5	NA	NA	3.0 U	0.002 U
MW-6	Apr/May 2012	MW-6	2.5	5.000 U	83.0	0.010 U
MW-6	Aug/Sep 2012	MW-6	NA	NA	2.3 J	0.002 U
MW-6	Nov 2012	MW-6	NA	NA	2.2 J	0.001 J
MW-6	Nov 2012	DUPE-5-4Q12	NA	NA	2.5 J	0.001 J
MW-6	Jan/Feb 2013	MW-6	NA	NA	1.6 J	0.002 U
MW-7	Apr/May 2012	MW-7	2.0 U	5.000 U	5.0 U	0.010 U
MW-7	Aug/Sep 2012	MW-7	NA	NA	73.0	0.002 U
MW-7	Nov 2012	MW-7	NA	NA	9.0	0.002 J
MW-7	Jan/Feb 2013	MW-7	NA	NA	12.0	0.010 J
MW-7	Jan/Feb 2013	DUP-7-1Q13	NA	NA	13.0	0.009 J
MW-8	Apr/May 2012	MW-8	2.0 U	5.000 U	5.0 U	0.010 U
MW-8	Aug/Sep 2012	MW-8	NA	NA	3.7	0.002 U
MW-8	Nov 2012	MW-8	NA	NA	1.5 J	0.001 J
MW-8	Nov 2012	DUPE-8-4Q12	NA	NA	1.4 J	0.002 U
MW-8	Jan/Feb 2013	MW-8	NA	NA	0.6 J	0.002 U
MW-8	Jan/Feb 2013	DUP-6-1Q13	NA	NA	3.0 U	0.002 U
MW-9	Apr/May 2012	MW-9	2.0 U	5.000 U	5.0 U	0.010 U
MW-9	Nov 2012	MW-9	NA	NA	0.7 J	0.002 U
MW-10	Apr/May 2012	MW-10	2.0 U	5.000 U	5.0 U	0.010 U
MW-10	Aug/Sep 2012	MW-10	NA	NA	23.0 J	0.002 U
MW-10	Nov 2012	MW-10	NA	NA	21.0	0.006 J
MW-10	Jan/Feb 2013	MW-10	NA	NA	5.8	0.003 J
MW-11 Screen 1	Apr/May 2012	MW-11-1	2.0 U	5.000 U	5.0 U	0.010 U
MW-11 Screen 1	Aug/Sep 2012	MW-11-1	NA	NA	3.0 U	0.002 U
MW-11 Screen 1	Nov 2012	MW-11-1	NA	NA	3.0 U	0.002 U
MW-11 Screen 1	Jan/Feb 2013	MW-11-1	NA	NA	3.0 U	0.002 U
MW-11 Screen 2	Apr/May 2012	MW-11-2	3.2	5.000 U	5.0 U	0.010 U
MW-11 Screen 2	Aug/Sep 2012	MW-11-2	NA	NA	3.0 U	0.002 U
MW-11 Screen 2	Nov 2012	MW-11-2	NA	NA	3.0 U	0.002 U
MW-11 Screen 2	Jan/Feb 2013	MW-11-2	NA	NA	3.0 U	0.002 U
MW-11 Screen 3	Apr/May 2012	MW-11-3	4.7	5.000 U	5.2	0.010 U
MW-11 Screen 3	Aug/Sep 2012	MW-11-3	NA	NA	3.0 U	0.002 U
MW-11 Screen 3	Aug/Sep 2012	DUPE-3-3Q12	NA	NA	3.0 U	0.002 U
MW-11 Screen 3	Nov 2012	MW-11-3	NA	NA	3.0 U	0.002 U

Sample Location	Sampling Event	Sample Number	Arsenic (µg/L)	Lead (µg/L)	Chromium, Total (µg/L)	Chromium, Hexavalent (mg/L)
MW-11 Screen 3	Nov 2012	DUPE-4-4Q12	NA	NA	3.0 U	0.002 U
MW-11 Screen 3	Jan/Feb 2013	MW-11-3	NA	NA	3.0 U	0.002 U
MW-11 Screen 4	Apr/May 2012	MW-11-4	2.0 U	5.000 U	5.0 U	0.010 U
MW-11 Screen 4	Nov 2012	MW-11-4	NA	NA	3.0 U	0.002 U
MW-11 Screen 5	Apr/May 2012	MW-11-5	10.0	5.000 U	5.7	0.010 U
MW-11 Screen 5	Nov 2012	MW-11-5	NA	NA	0.9 J	0.002 U
MW-12 Screen 1	Apr/May 2012	MW-12-1	2.0 U	5.000 U	5.0 U	0.003 J
MW-12 Screen 1	Aug/Sep 2012	MW-12-1	NA	NA	3.0 U	0.002 U
MW-12 Screen 1	Aug/Sep 2012	DUPE-5-3Q12	NA	NA	3.0 U	0.002 U
MW-12 Screen 1	Nov 2012	MW-12-1	NA	NA	3.0 U	0.002 U
MW-12 Screen 1	Jan/Feb 2013	MW-12-1	NA	NA	1.1 J	0.002 U
MW-12 Screen 2	Apr/May 2012	MW-12-2	2.0 U	5.000 U	5.0 U	0.010 U
MW-12 Screen 2	Aug/Sep 2012	MW-12-2	NA	NA	0.6 J	0.002 U
MW-12 Screen 2	Nov 2012	MW-12-2	NA	NA	1.0 J	0.002 U
MW-12 Screen 2	Jan/Feb 2013	MW-12-2	NA	NA	2.0 J	0.002 U
MW-12 Screen 3	Apr/May 2012	MW-12-3	2.0 U	5.000 U	5.0 U	0.010 U
MW-12 Screen 3	Aug/Sep 2012	MW-12-3	NA	NA	3.0 U	0.002 U
MW-12 Screen 3	Nov 2012	MW-12-3	NA	NA	3.0 U	0.001 J
MW-12 Screen 3	Jan/Feb 2013	MW-12-3	NA	NA	1.1 J	0.002 U
MW-12 Screen 4	Apr/May 2012	MW-12-4	2.0 U	5.000 U	5.0 U	0.010 U
MW-12 Screen 4	Nov 2012	MW-12-4	NA	NA	3.0 U	0.001 J
MW-12 Screen 5	Apr/May 2012	MW-12-5	2.0 U	5.000 U	5.0 U	0.010 U
MW-12 Screen 5	Nov 2012	MW-12-5	NA	NA	2.2 J	0.003
MW-13	Apr/May 2012	MW-13	2.0 U	5.000 U	11.0	0.008 J
MW-13	Aug/Sep 2012	MW-13	NA	NA	11.0	0.005
MW-13	Nov 2012	MW-13	NA	NA	23.0	0.007
MW-13	Nov 2012	DUPE-7-4Q12	NA	NA	43.0	0.007
MW-13	Jan/Feb 2013	MW-13	NA	NA	17.0	0.006
MW-13	Jan/Feb 2013	DUP-5-1Q13	NA	NA	15.0	0.006
MW-14 Screen 1	Apr/May 2012	MW-14-1	2.0 U	5.000 U	5.0 U	0.010 U
MW-14 Screen 1	Aug/Sep 2012	MW-14-1	NA	NA	0.9 J	0.002 U
MW-14 Screen 1	Nov 2012	MW-14-1	NA	NA	3.0 U	0.002 U
MW-14 Screen 1	Jan/Feb 2013	MW-14-1	NA	NA	1.3 J	0.002 U
MW-14 Screen 2	Apr/May 2012	MW-14-2	2.0 U	5.000 U	5.0 U	0.010 U
MW-14 Screen 2	Aug/Sep 2012	MW-14-2	NA	NA	0.7 J	0.002 U
MW-14 Screen 2	Nov 2012	MW-14-2	NA	NA	3.0 U	0.002 U
MW-14 Screen 2	Jan/Feb 2013	MW-14-2	NA	NA	0.7 J	0.002 U
MW-14 Screen 3	Apr/May 2012	MW-14-3	2.0 U	5.000 U	5.0 U	0.010 U
MW-14 Screen 3	Aug/Sep 2012	MW-14-3	NA	NA	0.9 J	0.002 U
MW-14 Screen 3	Nov 2012	MW-14-3	NA	NA	3.0 U	0.002 U
MW-14 Screen 3	Jan/Feb 2013	MW-14-3	NA	NA	1.2 J	0.002 U

Sample Location	Sampling Event	Sample Number	Arsenic (µg/L)	Lead (µg/L)	Chromium, Total (µg/L)	Chromium, Hexavalent (mg/L)
MW-14 Screen 4	Apr/May 2012	MW-14-4	2.0 U	5.000 U	5.0 U	0.010 U
MW-14 Screen 4	Nov 2012	MW-14-4	NA	NA	0.8 J	0.001 J
MW-14 Screen 5	Apr/May 2012	MW-14-5	2.0 U	5.000 U	5.0 U	0.010 U
MW-14 Screen 5	Nov 2012	MW-14-5	NA	NA	3.0 U	0.002 U
MW-15	Apr/May 2012	MW-15	2.0 U	5.000 U	5.0 U	0.010 U
MW-15	Aug/Sep 2012	MW-15	NA	NA	3.0 U	0.002 U
MW-15	Nov 2012	MW-15	NA	NA	0.9 J	0.002 U
MW-15	Nov 2012	DUPE-6-4Q12	NA	NA	3.0 U	0.002 U
MW-15	Jan/Feb 2013	MW-15	NA	NA	0.6 J	0.002 U
MW-16	Apr/May 2012	MW-16	6.7	5.000 U	5.0 U	0.010 U
MW-16	Apr/May 2012	DUPE-8-2Q12	6.8	5.000 U	5.0 U	0.010 U
MW-16	Aug/Sep 2012	MW-16	NA	NA	93.0	0.006
MW-16	Nov 2012	MW-16	NA	NA	18.0	0.016
MW-16	Jan/Feb 2013	MW-16	NA	NA	17.0	0.018 J
MW-17 Screen 1	Apr/May 2012	MW-17-1	5.0 U	5.000 U	5.0 U	0.010 U
MW-17 Screen 1	Nov 2012	MW-17-1	NA	NA	3.0 U	0.002 U
MW-17 Screen 2	Apr/May 2012	MW-17-2	5.0 U	5.000 U	5.0 U	0.010 U
MW-17 Screen 2	Aug/Sep 2012	MW-17-2	NA	NA	3.0 U	0.002 U
MW-17 Screen 2	Nov 2012	MW-17-2	NA	NA	3.0 U	0.002 U
MW-17 Screen 2	Jan/Feb 2013	MW-17-2	NA	NA	0.6 J	0.002 U
MW-17 Screen 3	Apr/May 2012	MW-17-3	5.0 U	5.000 U	5.0 U	0.010 U
MW-17 Screen 3	Aug/Sep 2012	MW-17-3	NA	NA	1.3 J	0.002 U
MW-17 Screen 3	Nov 2012	MW-17-3	NA	NA	3.0 U	0.002 U
MW-17 Screen 3	Jan/Feb 2013	MW-17-3	NA	NA	3.0 U	0.002 U
MW-17 Screen 4	Apr/May 2012	MW-17-4	5.0 U	5.000 U	5.0 U	0.010 U
MW-17 Screen 4	Aug/Sep 2012	MW-17-4	NA	NA	0.9 J	0.002 U
MW-17 Screen 4	Nov 2012	MW-17-4	NA	NA	1.4 J	0.002 J
MW-17 Screen 4	Jan/Feb 2013	MW-17-4	NA	NA	1.8 J	0.002 U
MW-17 Screen 5	Apr/May 2012	MW-17-5	5.0 U	5.000 U	5.0 U	0.010 U
MW-17 Screen 5	Nov 2012	MW-17-5	NA	NA	3.0 U	0.002 U
MW-18 Screen 1	Apr/May 2012	MW-18-1	2.0 U	5.000 U	10.0 U	0.010 U
MW-18 Screen 1	Nov 2012	MW-18-1	NA	NA	3.0 U	0.002 U
MW-18 Screen 2	Apr/May 2012	MW-18-2	2.0 U	5.000 U	10.0 U	0.010 U
MW-18 Screen 2	Aug/Sep 2012	MW-18-2	NA	NA	3.0 U	0.002 U
MW-18 Screen 2	Nov 2012	MW-18-2	NA	NA	3.0 U	0.002 U
MW-18 Screen 2	Jan/Feb 2013	MW-18-2	NA	NA	3.0 U	0.004 U
MW-18 Screen 3	Apr/May 2012	MW-18-3	2.0 U	5.000 U	10.0 U	0.010 U
MW-18 Screen 3	Aug/Sep 2012	MW-18-3	NA	NA	2.5 J	0.002 J
MW-18 Screen 3	Aug/Sep 2012	DUPE-1-3Q12	NA	NA	2.1 J	0.002 J
MW-18 Screen 3	Nov 2012	MW-18-3	NA	NA	1.7 J	0.002
MW-18 Screen 3	Jan/Feb 2013	MW-18-3	NA	NA	2.1 J	0.002 U

Sample Location	Sampling Event	Sample Number	Arsenic (µg/L)	Lead (µg/L)	Chromium, Total (µg/L)	Chromium, Hexavalent (mg/L)
MW-18 Screen 4	Apr/May 2012	MW-18-4	2.0 U	5.000 U	10.0 U	0.010 U
MW-18 Screen 4	Apr/May 2012	DUPE-6-2Q12	2.0 U	5.000 U	10.0 U	0.010 U
MW-18 Screen 4	Aug/Sep 2012	MW-18-4	NA	NA	2.8 J	0.002 J
MW-18 Screen 4	Nov 2012	MW-18-4	NA	NA	2.1 J	0.002 U
MW-18 Screen 4	Jan/Feb 2013	MW-18-4	NA	NA	2.2 J	0.002 U
MW-18 Screen 5	Apr/May 2012	MW-18-5	2.0 U	5.000 U	10.0 U	0.010 U
MW-18 Screen 5	Nov 2012	MW-18-5	NA	NA	3.0 U	0.002 U
MW-19 Screen 1	Apr/May 2012	MW-19-1	2.0 U	5.000 U	5.0 U	0.010 U
MW-19 Screen 1	Nov 2012	MW-19-1	NA	NA	3.0 U	0.002 U
MW-19 Screen 2	Apr/May 2012	MW-19-2	2.0 U	5.000 U	5.0 U	0.010 U
MW-19 Screen 2	Apr/May 2012	DUPE-5-2Q12	2.0 U	5.000 U	5.0 U	0.010 U
MW-19 Screen 2	Nov 2012	MW-19-2	NA	NA	24.0	0.002 J
MW-19 Screen 3	Apr/May 2012	MW-19-3	2.0 U	5.000 U	5.0 U	0.010 U
MW-19 Screen 3	Nov 2012	MW-19-3	NA	NA	2.4 J	0.002
MW-19 Screen 3	Nov 2012	DUPE-1-4Q12	NA	NA	2.9 J	0.002
MW-19 Screen 4	Apr/May 2012	MW-19-4	2.0 U	5.000 U	5.0 U	0.010 U
MW-19 Screen 4	Nov 2012	MW-19-4	NA	NA	2.3 J	0.003
MW-19 Screen 5	Apr/May 2012	MW-19-5	3.6	5.000 U	5.4	0.010 U
MW-19 Screen 5	Nov 2012	MW-19-5	NA	NA	0.8 J	0.001 J
MW-20 Screen 1	Apr/May 2012	MW-20-1	2.0 U	5.000 U	5.0 U	0.010 U
MW-20 Screen 1	Aug/Sep 2012	MW-20-1	NA	NA	3.0 U	0.002 U
MW-20 Screen 1	Nov 2012	MW-20-1	NA	NA	3.0 U	0.002 U
MW-20 Screen 1	Jan/Feb 2013	MW-20-1	NA	NA	3.0 U	0.002 U
MW-20 Screen 2	Apr/May 2012	MW-20-2	2.0 U	5.000 U	5.0 U	0.010 U
MW-20 Screen 2	Aug/Sep 2012	MW-20-2	NA	NA	3.0 U	0.002 U
MW-20 Screen 2	Nov 2012	MW-20-2	NA	NA	3.0 U	0.002 U
MW-20 Screen 2	Jan/Feb 2013	MW-20-2	NA	NA	0.6 J	0.002 U
MW-20 Screen 3	Apr/May 2012	MW-20-3	2.0 U	5.000 U	5.0 U	0.010 U
MW-20 Screen 3	Aug/Sep 2012	MW-20-3	NA	NA	0.6 J	0.002 U
MW-20 Screen 3	Nov 2012	MW-20-3	NA	NA	3.0 U	0.001 J
MW-20 Screen 3	Jan/Feb 2013	MW-20-3	NA	NA	3.0 U	0.002 U
MW-20 Screen 4	Apr/May 2012	MW-20-4	2.0 U	5.000 U	5.0 U	0.010 U
MW-20 Screen 4	Aug/Sep 2012	MW-20-4	NA	NA	3.0 U	0.002 U
MW-20 Screen 4	Nov 2012	MW-20-4	NA	NA	3.0 U	0.002 U
MW-20 Screen 4	Jan/Feb 2013	MW-20-4	NA	NA	3.0 U	0.002 U
MW-20 Screen 5	Apr/May 2012	MW-20-5	2.0 U	5.000 U	5.0 U	0.010 U
MW-20 Screen 5	Aug/Sep 2012	MW-20-5	NA	NA	0.9 J	0.002 U
MW-20 Screen 5	Nov 2012	MW-20-5	NA	NA	3.0 U	0.001 J
MW-20 Screen 5	Jan/Feb 2013	MW-20-5	NA	NA	3.0 U	0.002 U
MW-21 Screen 1	Apr/May 2012	MW-21-1	2.0 U	5.000 U	5.0 U	0.010 U
MW-21 Screen 1	Aug/Sep 2012	MW-21-1	NA	NA	1.4 J	0.002 U

Sample Location	Sampling Event	Sample Number	Arsenic (µg/L)	Lead (µg/L)	Chromium, Total (µg/L)	Chromium, Hexavalent (mg/L)
MW-21 Screen 1	Nov 2012	MW-21-1	NA	NA	0.7 J	0.001 J
MW-21 Screen 1	Jan/Feb 2013	MW-21-1	NA	NA	1.7 J	0.002 U
MW-21 Screen 2	Apr/May 2012	MW-21-2	2.0 U	5.000 U	5.0 U	0.010 U
MW-21 Screen 2	Aug/Sep 2012	MW-21-2	NA	NA	3.0 U	0.002 U
MW-21 Screen 2	Nov 2012	MW-21-2	NA	NA	3.0 U	0.001 J
MW-21 Screen 2	Jan/Feb 2013	MW-21-2	NA	NA	3.0 U	0.002 U
MW-21 Screen 3	Apr/May 2012	MW-21-3	2.0 U	5.000 U	5.0 U	0.010 U
MW-21 Screen 3	Aug/Sep 2012	MW-21-3	NA	NA	0.6 J	0.002 U
MW-21 Screen 3	Aug/Sep 2012	DUPE-7-3Q12	NA	NA	3.0 U	0.002 U
MW-21 Screen 3	Nov 2012	MW-21-3	NA	NA	3.0 U	0.002 J
MW-21 Screen 3	Jan/Feb 2013	MW-21-3	NA	NA	1.0 J	0.002 U
MW-21 Screen 4	Apr/May 2012	MW-21-4	2.0 U	5.000 U	5.0 U	0.010 U
MW-21 Screen 4	Aug/Sep 2012	MW-21-4	NA	NA	0.7 J	0.002 U
MW-21 Screen 4	Nov 2012	MW-21-4	NA	NA	0.8 J	0.002 J
MW-21 Screen 4	Jan/Feb 2013	MW-21-4	NA	NA	1.1 J	0.002 U
MW-21 Screen 5	Apr/May 2012	MW-21-5	2.0 U	5.000 U	5.0 U	0.010 U
MW-21 Screen 5	Aug/Sep 2012	MW-21-5	NA	NA	0.8 J	0.001 J
MW-21 Screen 5	Nov 2012	MW-21-5	NA	NA	0.7 J	0.001 J
MW-21 Screen 5	Jan/Feb 2013	MW-21-5	NA	NA	1.5 J	0.002 U
MW-22 Screen 1	Apr/May 2012	MW-22-1	2.0 U	5.000 U	5.0 U	0.010 U
MW-22 Screen 1	Apr/May 2012	DUPE-1-2Q12	2.0 U	5.000 U	5.0 U	0.010 U
MW-22 Screen 1	Aug/Sep 2012	MW-22-1	NA	NA	0.6 J	0.002 U
MW-22 Screen 1	Nov 2012	MW-22-1	NA	NA	0.8 J	0.002 U
MW-22 Screen 1	Jan/Feb 2013	MW-22-1	NA	NA	1.7 J	0.004 U
MW-22 Screen 2	Apr/May 2012	MW-22-2	2.0 U	5.000 U	5.0 U	0.010 U
MW-22 Screen 2	Aug/Sep 2012	MW-22-2	NA	NA	1.0 J	0.001 J
MW-22 Screen 2	Nov 2012	MW-22-2	NA	NA	1.4 J	0.001 J
MW-22 Screen 2	Jan/Feb 2013	MW-22-2	NA	NA	2.0 J	0.002 U
MW-22 Screen 3	Apr/May 2012	MW-22-3	2.0 U	5.000 U	5.0 U	0.010 U
MW-22 Screen 3	Aug/Sep 2012	MW-22-3	NA	NA	0.5 J	0.002 J
MW-22 Screen 3	Nov 2012	MW-22-3	NA	NA	2.3 J	0.002 J
MW-22 Screen 3	Jan/Feb 2013	MW-22-3	NA	NA	2.5 J	0.001 J
MW-22 Screen 4	Apr/May 2012	MW-22-4	2.0 U	5.000 U	5.0 U	0.010 U
MW-22 Screen 4	Nov 2012	MW-22-4	NA	NA	2.5 J	0.002
MW-22 Screen 5	Apr/May 2012	MW-22-5	2.0 U	5.000 U	5.0 U	0.010 U
MW-22 Screen 5	Nov 2012	MW-22-5	NA	NA	3.0 U	0.002 U
MW-23 Screen 1	Apr/May 2012	MW-23-1	2.0 U	5.000 U	5.0 U	0.010 U
MW-23 Screen 1	Apr/May 2012	DUPE-3-2Q12	2.0 U	5.000 U	5.0 U	0.010 U
MW-23 Screen 1	Aug/Sep 2012	MW-23-1	NA	NA	3.0 U	0.002 U
MW-23 Screen 1	Nov 2012	MW-23-1	NA	NA	7.5	0.002 U
MW-23 Screen 1	Jan/Feb 2013	MW-23-1	NA	NA	1.6 J	0.002 U

Sample Location	Sampling Event	Sample Number	Arsenic (µg/L)	Lead (µg/L)	Chromium, Total (µg/L)	Chromium, Hexavalent (mg/L)
MW-23 Screen 2	Apr/May 2012	MW-23-2	2.0 U	5.000 U	5.0 U	0.010 U
MW-23 Screen 2	Aug/Sep 2012	MW-23-2	NA	NA	3.0 U	0.002 U
MW-23 Screen 2	Aug/Sep 2012	DUPE-4-3Q12	NA	NA	3.0 U	0.002 J
MW-23 Screen 2	Nov 2012	MW-23-2	NA	NA	1.8 J	0.002 J
MW-23 Screen 2	Jan/Feb 2013	MW-23-2	NA	NA	1.6 J	0.002 U
MW-23 Screen 3	Apr/May 2012	MW-23-3	2.0 U	5.000 U	7.8	0.010 U
MW-23 Screen 3	Aug/Sep 2012	MW-23-3	NA	NA	2.5 J	0.003 J
MW-23 Screen 3	Nov 2012	MW-23-3	NA	NA	2.8 J	0.003
MW-23 Screen 3	Jan/Feb 2013	MW-23-3	NA	NA	3.2	0.002 J
MW-23 Screen 4	Apr/May 2012	MW-23-4	3.3	5.000 U	7.1	0.010 U
MW-23 Screen 4	Aug/Sep 2012	MW-23-4	NA	NA	2.2 J	0.003 J
MW-23 Screen 4	Nov 2012	MW-23-4	NA	NA	3.0	0.003
MW-23 Screen 4	Jan/Feb 2013	MW-23-4	NA	NA	3.0	0.002 J
MW-23 Screen 4	Jan/Feb 2013	DUP-3-1Q13	NA	NA	3.1	0.002 J
MW-23 Screen 5	Apr/May 2012	MW-23-5	2.0 U	5.000 U	5.4	0.010 U
MW-23 Screen 5	Nov 2012	MW-23-5	NA	NA	3.0 U	0.002 U
MW-24 Screen 1	Apr/May 2012	MW-24-1	2.0 U	5.000 U	5.0 U	0.010 U
MW-24 Screen 1	Aug/Sep 2012	MW-24-1	NA	NA	2.7 J	0.002 U
MW-24 Screen 1	Nov 2012	MW-24-1	NA	NA	4.2	0.001 J
MW-24 Screen 1	Jan/Feb 2013	MW-24-1	NA	NA	19.0	0.002 U
MW-24 Screen 2	Apr/May 2012	MW-24-2	3.0	5.000 U	5.0 U	0.010 U
MW-24 Screen 2	Aug/Sep 2012	MW-24-2	NA	NA	1.7 J	0.002 J
MW-24 Screen 2	Nov 2012	MW-24-2	NA	NA	3.1	0.002
MW-24 Screen 2	Nov 2012	DUPE-3-4Q12	NA	NA	2.7 J	0.002
MW-24 Screen 2	Jan/Feb 2013	MW-24-2	NA	NA	2.9 J	0.001 J
MW-24 Screen 3	Apr/May 2012	MW-24-3	5.2	5.000 U	5.0 U	0.010 U
MW-24 Screen 3	Apr/May 2012	DUPE-2-2Q12	4.9	5.000 U	5.0 U	0.010 U
MW-24 Screen 3	Aug/Sep 2012	MW-24-3	NA	NA	3.0 U	0.002 U
MW-24 Screen 3	Aug/Sep 2012	DUPE-6-3Q12	NA	NA	3.0 U	0.002 U
MW-24 Screen 3	Nov 2012	MW-24-3	NA	NA	0.5 J	0.002 U
MW-24 Screen 3	Jan/Feb 2013	MW-24-3	NA	NA	0.7 J	0.002 U
MW-24 Screen 4	Apr/May 2012	MW-24-4	2.0 U	5.000 U	5.0 U	0.010 U
MW-24 Screen 4	Aug/Sep 2012	MW-24-4	NA	NA	3.0 U	0.002 U
MW-24 Screen 4	Nov 2012	MW-24-4	NA	NA	0.6 J	0.002 U
MW-24 Screen 4	Jan/Feb 2013	MW-24-4	NA	NA	3.0 U	0.002 U
MW-24 Screen 5	Apr/May 2012	MW-24-5	2.8	5.000 U	5.0 U	0.010 U
MW-24 Screen 5	Nov 2012	MW-24-5	NA	NA	2.9 J	0.002
MW-25 Screen 1	Apr/May 2012	MW-25-1	2.0 U	5.000 U	5.0 U	0.010 U
MW-25 Screen 1	Aug/Sep 2012	MW-25-1	NA	NA	1.5 J	0.002 U
MW-25 Screen 1	Nov 2012	MW-25-1	NA	NA	5.0	0.002 U
MW-25 Screen 1	Jan/Feb 2013	MW-25-1	NA	NA	2.1 J	0.004 U

Sample Location	Sampling Event	Sample Number	Arsenic (µg/L)	Lead (µg/L)	Chromium, Total (µg/L)	Chromium, Hexavalent (mg/L)
MW-25 Screen 2	Apr/May 2012	MW-25-2	2.0 U	5.000 U	5.0 U	0.010 U
MW-25 Screen 2	Aug/Sep 2012	MW-25-2	NA	NA	2.8 J	0.002 J
MW-25 Screen 2	Nov 2012	MW-25-2	NA	NA	2.8 J	0.002
MW-25 Screen 2	Jan/Feb 2013	MW-25-2	NA	NA	3.7	0.004 U
MW-25 Screen 3	Apr/May 2012	MW-25-3	2.0 U	5.000 U	5.0 U	0.010 U
MW-25 Screen 3	Aug/Sep 2012	MW-25-3	NA	NA	3.2	0.003
MW-25 Screen 3	Aug/Sep 2012	DUPE-2-3Q12	NA	NA	3.2	0.003
MW-25 Screen 3	Nov 2012	MW-25-3	NA	NA	3.1	0.004
MW-25 Screen 3	Jan/Feb 2013	MW-25-3	NA	NA	3.5	0.001 J
MW-25 Screen 4	Apr/May 2012	MW-25-4	2.0 U	5.000 U	5.0 U	0.010 U
MW-25 Screen 4	Aug/Sep 2012	MW-25-4	NA	NA	1.1 J	0.002 U
MW-25 Screen 4	Nov 2012	MW-25-4	NA	NA	1.4 J	0.001 J
MW-25 Screen 4	Jan/Feb 2013	MW-25-4	NA	NA	2.0 J	0.002 U
MW-25 Screen 4	Jan/Feb 2013	DUP-2-1Q13	NA	NA	1.8 J	0.002 U
MW-25 Screen 5	Apr/May 2012	MW-25-5	2.0 U	5.000 U	5.0 U	0.010 U
MW-25 Screen 5	Aug/Sep 2012	MW-25-5	NA	NA	3.0 U	0.002 U
MW-25 Screen 5	Nov 2012	MW-25-5	NA	NA	3.0 U	0.002 U
MW-25 Screen 5	Jan/Feb 2013	MW-25-5	NA	NA	3.0 U	0.002 U
MW-26 Screen 1	Apr/May 2012	MW-26-1	2.0 U	5.000 U	5.0 U	0.010 U
MW-26 Screen 1	Aug/Sep 2012	MW-26-1	NA	NA	3.0 U	0.002 U
MW-26 Screen 1	Nov 2012	MW-26-1	NA	NA	3.0 U	0.002 U
MW-26 Screen 1	Nov 2012	DUPE-2-4Q12	NA	NA	0.5 J	0.002 U
MW-26 Screen 1	Jan/Feb 2013	MW-26-1	NA	NA	3.0 U	0.002 U

Sample Location	Sampling Event	Sample Number	Arsenic (µg/L)	Lead (µg/L)	Chromium, Total (µg/L)	Chromium, Hexavalent (mg/L)
MW-26 Screen 2	Apr/May 2012	MW-26-2	2.0 U	5.000 U	5.0 U	0.010 U
MW-26 Screen 2	Aug/Sep 2012	MW-26-2	NA	NA	3.0 U	0.002 U
MW-26 Screen 2	Nov 2012	MW-26-2	NA	NA	0.8 J	0.001 J
MW-26 Screen 2	Jan/Feb 2013	MW-26-2	NA	NA	3.6	0.002 U
California Maximum Contaminant Level (MCL)			10	15 *	50	0.05 **
EPA Region IX Maximum Contaminant Level			50	15 *	100	NE

Notes

DUPE Field Duplicate

NA Not analyzed

NE Not established

UNK PQL value unknown

* Interim Action Level - California Department of Health Services

** As of January 6, 2004, hexavalent chromium is regulated under the 50-µg/L MCL for total chromium.

DHS will be adopting an MCL that is specific for hexavalent chromium (DHS, 2004).

As of December 31, 2010, a draft PHG of 0.02 µg/L has been established by Cal/EPA (e.g., Health and Safety

Code requirement to establish the MCL); however, the CDPH (formerly DHS) has not established an MCL.

J Analyte concentration is an estimated value

U Analyte was analyzed for but not detected at or above the stated limit

TABLE 3
SUMMARY OF VOLATILE ORGANIC COMPOUNDS AND PERCHLORATE REPORTED IN
MUNICIPAL PRODUCTION WELLS NEAR JPL DURING LAST FOUR SAMPLING EVENTS OF THE
LONG-TERM QUARTERLY GROUNDWATER SAMPLING PROGRAM

(All concentrations reported in µg/L.)

(Shaded values exceed State or Federal MCLs or action levels.)

Purveyor	Well Name	Sample Date	Perchlorate	Carbon Tetrachloride	PCE	TCE
LINCOLN AVENUE WATER CO.	WELL 03	3/09/12	24.0	0.5 U	0.5 U	0.5 U
		3/16/12	18.0	NA	NA	NA
		4/10/12	14.0	0.5 U	0.5 U	0.5 U
		5/22/12	14.0	NA	NA	NA
		5/30/12	13.0	NA	NA	NA
		6/05/12	16.0	0.5 U	0.5 U	0.5 U
		6/12/12	17.0	NA	NA	NA
		6/19/12	18.0	NA	NA	NA
		6/26/12	19.0	NA	NA	NA
		7/03/12	19.0	0.5	0.5 U	0.6
		7/10/12	19.0	NA	NA	NA
		7/17/12	19.0	NA	NA	NA
		7/24/12	20.0	NA	NA	NA
		7/31/12	19.0	NA	NA	NA
		8/06/12	NA	0.7	0.5 U	0.9
		8/07/12	19.0	0.7	0.5 U	0.8
		8/14/12	20.0	NA	NA	NA
		8/21/12	20.0	NA	NA	NA
		8/28/12	20.0	NA	NA	NA
		9/18/12	20.0	NA	NA	NA
		9/25/12	22.0	NA	NA	NA
		10/02/12	21.0	1.0	0.5 U	1.3
		10/09/12	22.0	NA	NA	NA
		10/16/12	20.0	NA	NA	NA
		10/31/12	13.0	NA	NA	NA
		11/07/12	18.0	0.9	0.5 U	0.9
		11/13/12	18.0	NA	NA	NA
		12/21/12	6.5	0.5 U	0.5 U	0.5 U
	1/17/13	4.9	0.5 U	0.5 U	0.5 U	
	WELL 05	2/21/12	29.0	NA	NA	NA
		2/28/12	27.0	NA	NA	NA
		3/06/12	27.0	2.3	0.6	2.1
		3/13/12	27.0	NA	NA	NA
		3/20/12	28.0	NA	NA	NA
3/27/12		28.0	NA	NA	NA	
4/03/12		29.0	2.4	0.6	2.1	
4/10/12		29.0	NA	NA	NA	
4/17/12		31.0	NA	NA	NA	
4/24/12		32.0	NA	NA	NA	
5/22/12		30.0	NA	NA	NA	
5/29/12		28.0	NA	NA	NA	
6/05/12	28.0	2.5	0.7	2.0		
6/12/12	27.0	NA	NA	NA		

Purveyor	Well Name	Sample Date	Perchlorate	Carbon Tetrachloride	PCE	TCE
LINCOLN AVENUE WATER CO. (con't)	WELL 05 (con't)	6/19/12	27.0	NA	NA	NA
		6/26/12	27.0	NA	NA	NA
		7/03/12	27.0	2.1	0.7	1.8
		7/10/12	26.0	NA	NA	NA
		7/17/12	26.0	NA	NA	NA
		7/24/12	26.0	NA	NA	NA
		7/31/12	26.0	NA	NA	NA
		8/07/12	26.0	2.2	0.6	2.0
		8/14/12	26.0	NA	NA	NA
		8/21/12	26.0	NA	NA	NA
		8/28/12	26.0	NA	NA	NA
		9/18/12	24.0	NA	NA	NA
		9/25/12	25.0	NA	NA	NA
		10/02/12	23.0	2.2	0.7	2.0
		10/09/12	23.0	NA	NA	NA
		10/16/12	22.0	NA	NA	NA
		10/23/12	21.0	NA	NA	NA
		10/30/12	21.0	NA	NA	NA
		11/06/12	21.0	2.0	0.6	1.5
		11/13/12	23.0	NA	NA	NA
		11/20/12	23.0	NA	NA	NA
		11/27/12	23.0	NA	NA	NA
		12/04/12	23.0	2.0	0.8	1.7
		12/11/12	27.0	NA	NA	NA
		12/18/12	22.0	NA	NA	NA
		12/26/12	24.0	NA	NA	NA
		1/02/13	22.0	2.1	0.7	1.9
1/08/13	23.0	NA	NA	NA		
1/15/13	22.0	NA	NA	NA		
1/22/13	23.0	NA	NA	NA		
1/29/13	22.0	NA	NA	NA		
RUBIO CANON LAND & WATER ASSOCIATION	WELL 04	3/19/12	4.0 U	0.5 U	0.5 U	0.5 U
		4/02/12	4.0 U	NA	NA	NA
		4/09/12	4.0 U	NA	NA	NA
		4/16/12	4.0 U	NA	NA	NA
		4/23/12	4.0 U	NA	NA	NA
		5/21/12	4.0 U	NA	NA	NA
		5/29/12	4.0 U	NA	NA	NA
		6/04/12	4.0 U	NA	NA	NA
		6/11/12	4.0 U	NA	NA	NA
		6/18/12	4.0 U	NA	NA	NA
		6/25/12	4.0 U	NA	NA	NA
		7/02/12	4.0 U	NA	NA	NA
		7/09/12	4.0 U	NA	NA	NA
		7/16/12	4.0 U	NA	NA	NA
		7/23/12	4.0 U	NA	NA	NA
		7/30/12	4.0 U	NA	NA	NA
		8/06/12	4.0 U	NA	NA	NA
8/13/12	4.0 U	NA	NA	NA		
8/20/12	4.0 U	NA	NA	NA		

Purveyor	Well Name	Sample Date	Perchlorate	Carbon Tetrachloride	PCE	TCE
RUBIO CANON LAND & WATER ASSOCIATION (con't)	WELL 04 (con't)	8/27/12	4.0 U	NA	NA	NA
		9/17/12	4.0 U	NA	NA	NA
		9/24/12	4.0 U	NA	NA	NA
		10/15/12	4.0 U	NA	NA	NA
		10/29/12	4.0 U	NA	NA	NA
		11/05/12	4.0 U	NA	NA	NA
		11/13/12	4.0 U	NA	NA	NA
		11/19/12	4.0 U	NA	NA	NA
		11/26/12	4.0 U	NA	NA	NA
		12/03/12	4.0 U	NA	NA	NA
		12/10/12	4.0 U	NA	NA	NA
		12/17/12	4.0 U	NA	NA	NA
		12/24/12	4.0 U	NA	NA	NA
		12/31/12	4.0 U	NA	NA	NA
		1/07/13	4.0 U	NA	NA	NA
		1/14/13	4.0 U	NA	NA	NA
	1/22/13	4.0 U	NA	NA	NA	
	1/28/13	4.0 U	NA	NA	NA	
	WELL 07	2/21/12	4.0 U	NA	NA	NA
		2/27/12	4.0 U	NA	NA	NA
		3/05/12	4.0 U	NA	NA	NA
		3/12/12	4.0 U	NA	NA	NA
		3/19/12	4.0 U	NA	NA	NA
		3/26/12	4.0 U	NA	NA	NA
		4/02/12	4.0 U	NA	0.5 U	NA
		4/09/12	4.0 U	NA	NA	NA
		4/16/12	4.0 U	NA	NA	NA
		4/23/12	4.0 U	NA	NA	NA
		5/21/12	4.0 U	NA	NA	NA
		5/29/12	4.0 U	NA	NA	NA
		6/04/12	4.0 U	NA	NA	NA
		6/11/12	4.0 U	NA	NA	NA
		6/18/12	4.0 U	NA	NA	NA
		6/25/12	4.0 U	NA	NA	NA
		7/02/12	4.0 U	NA	0.5 U	NA
		7/09/12	4.0 U	NA	NA	NA
7/16/12		4.0 U	NA	NA	NA	
7/23/12		4.0 U	NA	NA	NA	
7/30/12	4.0 U	NA	NA	NA		
8/06/12	4.0 U	NA	NA	NA		
8/13/12	4.0 U	NA	NA	NA		
8/20/12	4.0 U	NA	NA	NA		
8/27/12	4.0 U	NA	NA	NA		
9/17/12	4.0 U	NA	NA	NA		
9/24/12	4.0 U	NA	NA	NA		
10/15/12	4.0 U	NA	NA	NA		
10/29/12	4.0 U	NA	NA	NA		
11/05/12	4.0 U	NA	NA	NA		
11/13/12	4.0 U	NA	NA	NA		
11/19/12	4.0 U	NA	NA	NA		

Purveyor	Well Name	Sample Date	Perchlorate	Carbon Tetrachloride	PCE	TCE
RUBIO CANON LAND & WATER ASSOCIATION (con't)	WELL 07 (con't)	11/26/12	4.0 U	NA	NA	NA
		12/03/12	4.0 U	NA	NA	NA
		12/10/12	4.0 U	NA	NA	NA
		12/17/12	4.0 U	NA	NA	NA
		12/24/12	4.0 U	NA	NA	NA
		12/31/12	4.0 U	NA	NA	NA
		1/07/13	4.0 U	NA	0.5 U	NA
		1/14/13	4.0 U	NA	NA	NA
		1/22/13	4.0 U	NA	NA	NA
1/28/13	4.0 U	NA	NA	NA	NA	
LAS FLORES WATER CO.	WELL 02	2/21/12	4.2	NA	0.5	NA
		2/27/12	4.0	NA	0.6	NA
		3/05/12	4.9	NA	0.6	NA
		3/12/12	4.4	NA	0.5	NA
		3/19/12	5.4	NA	0.5	NA
		3/26/12	4.5	NA	0.5	NA
		4/02/12	4.6	NA	0.5	NA
		4/09/12	4.4	NA	0.5 U	NA
		4/16/12	4.0	NA	0.5	NA
		4/23/12	5.6	NA	0.5 U	NA
		5/21/12	4.8	NA	0.5 U	NA
		5/29/12	4.9	NA	0.5 U	NA
		6/04/12	4.8	NA	0.5 U	NA
		6/11/12	4.6	NA	0.5 U	NA
		6/18/12	5.5	NA	0.5 U	NA
		6/25/12	4.6	NA	0.5 U	NA
		7/02/12	4.5	NA	0.5 U	NA
		7/09/12	4.2	NA	0.5 U	NA
		7/16/12	4.3	NA	0.5 U	NA
		7/23/12	4.6	NA	0.5 U	NA
		7/30/12	5.5	NA	0.5 U	NA
		8/06/12	4.0 U	NA	0.5 U	NA
		8/13/12	5.2	NA	0.5	NA
		8/20/12	4.3	NA	0.5 U	NA
		8/27/12	5.6	NA	0.8	NA
		9/17/12	4.4	NA	0.5 U	NA
		9/24/12	4.0 U	NA	0.5 U	NA
		10/01/12	4.3	NA	0.5 U	NA
		10/08/12	4.2	NA	0.5 U	NA
		10/15/12	4.0 U	NA	0.5 U	NA
		10/22/12	4.1	NA	0.5 U	NA
		10/29/12	4.0 U	NA	0.5 U	NA
		11/05/12	4.0 U	NA	0.5 U	NA
11/12/12	4.0 U	NA	0.5 U	NA		
11/19/12	5.4	NA	0.5 U	NA		
11/26/12	5.1	NA	0.5 U	NA		
12/03/12	4.8	NA	0.7	NA		
12/10/12	4.0	NA	0.8	NA		
12/17/12	5.1	NA	0.5	NA		
12/26/12	5.1	NA	0.5	NA		

Purveyor	Well Name	Sample Date	Perchlorate	Carbon Tetrachloride	PCE	TCE
LAS FLORES WATER CO. (con't)	WELL 02 (con't)	1/02/13	5.3	NA	0.5 U	NA
		1/07/13	5.4	NA	0.5 U	NA
		1/14/13	5.2	NA	0.5 U	NA
		1/21/13	4.8	NA	0.5 U	NA
		1/28/13	5.3	NA	0.5 U	NA
LA CANADA IRRIGATION DIST.	WELL 01	3/26/12	NA	0.5 U	0.6	1.7
		5/29/12	4.0 U	NA	NA	NA
		6/30/12	NA	NA	0.8	1.9
		8/27/12	4.7	NA	NA	NA
		9/24/12	NA	NA	0.8	2.2
		11/26/12	4.0 U	NA	NA	NA
		12/26/12	NA	NA	0.6	2.0
	WELL 06	3/23/12	NA	NA	0.5 U	0.7
		6/30/12	NA	NA	0.5 U	0.9
		9/24/12	4.0 U	NA	0.8	2.0
12/17/12		4.0 U	0.5 U	0.5 U	0.9	
VALLEY WATER CO.	WELL 01	5/23/12	4.0 U	0.5 U	2.2	0.6
		6/07/12	4.0 U	0.5 U	2.4	1.2
		7/02/12	4.2	NA	NA	NA
		7/05/12	NA	0.5 U	2.4	1.3
		8/02/12	4.0 U	0.5 U	1.8	1.3
		10/02/12	4.3	0.5 U	1.9	1.4
		11/08/12	4.1	0.5 U	2.1	1.6
	WELL 02	5/23/12	4.1	0.5 U	4.7	0.7
		6/07/12	4.0	0.5 U	5.6	0.7
		7/05/12	4.0 U	0.5 U	4.7	0.6
		8/02/12	4.0 U	0.5 U	4.4	0.6
	WELL 03	5/23/12	4.7	0.5 U	1.9	1.0
		6/07/12	4.7	0.5 U	2.2	0.9
		7/05/12	4.6	0.5 U	1.6	0.9
		8/02/12	4.6	0.5 U	1.5	1.0
	WELL 04	5/23/12	4.5	0.5 U	1.6	2.4
		6/07/12	4.3	0.5 U	2.0	1.8
		7/02/12	4.5	NA	NA	NA
		7/05/12	NA	0.5 U	1.8	1.5
		8/02/12	4.4	0.5 U	2.0	1.6
10/02/12	4.9	0.5 U	1.8	1.5		
PASADENA-CITY, WATER DEPT.	ARROYO	2/21/12	NA	2.8	0.5 U	0.6
		2/28/12	42.2	2.8	0.5 U	0.7
		3/06/12	43.5	3.3	0.6	0.9
		3/13/12	43.9	3.2	0.6	0.9
		3/20/12	48.3	2.5	0.5 U	0.7
		3/27/12	44.9	3.0	0.5 U	0.9
		4/12/12	48.4	NA	NA	NA
		6/12/12	41.6	2.9	0.5 U	0.8
		6/19/12	36.5	2.7	0.5 U	0.8
		6/26/12	35.6	2.8	0.5 U	0.7
		7/03/12	41.4	0.5 U	0.5 U	0.5 U
		7/10/12	39.8	3.2	0.5 U	0.7
7/17/12	39.4	3.5	0.5 U	0.8		

Purveyor	Well Name	Sample Date	Perchlorate	Carbon Tetrachloride	PCE	TCE	
PASADENA-CITY, WATER DEPT. (con't)	ARROYO (con't)	7/24/12	38.2	3.0	0.5 U	0.7	
		8/01/12	NA	2.8	0.5 U	0.6	
		8/07/12	36.8	2.7	0.5 U	0.6	
		8/14/12	36.5	3.0	0.5 U	0.7	
		8/21/12	35.1	3.0	0.5 U	0.6	
		8/28/12	39.9	3.8	0.5 U	0.7	
		9/18/12	37.3	3.1	0.5 U	0.7	
		9/19/12	35.0	NA	NA	NA	
		9/25/12	37.9	2.7	0.5 U	0.6	
		10/02/12	37.3	3.1	0.5 U	0.7	
		10/09/12	39.0	3.0	0.5 U	0.7	
		10/17/12	41.4	2.8	0.5 U	0.6	
		10/23/12	39.8	3.0	0.5 U	0.6	
		10/30/12	41.5	2.8	0.5 U	0.6	
		11/06/12	40.6	3.7	0.5 U	0.8	
		11/13/12	38.1	3.4	0.5 U	0.7	
		11/20/12	40.2	4.0	0.5 U	0.8	
		11/27/12	38.7	3.8	0.5 U	0.7	
		12/04/12	39.8	2.7	0.5 U	0.6	
		12/11/12	43.2	2.9	0.5 U	0.6	
		12/18/12	43.2	3.0	0.5 U	0.6	
		12/24/12	39.8	3.4	0.5 U	0.7	
		1/02/13	40.0	3.1	0.5 U	0.7	
		1/08/13	38.1	2.8	0.5 U	0.6	
	1/15/13	43.3	2.8	0.5 U	0.6		
	1/22/13	37.3	2.9	0.5 U	0.6		
	1/29/13	43.7	3.2	0.5 U	0.7		
		VENTURA	2/21/12	4.3	0.5 U	1.0	2.3
			2/28/12	4.4	0.5 U	0.7	2.1
			3/06/12	4.7	0.5 U	1.0	2.2
			3/13/12	4.7	0.5 U	1.1	2.6
			3/20/12	5.3	0.5 U	0.8	2.2
			3/27/12	4.9	0.5 U	0.9	2.7
			4/12/12	5.2	NA	NA	NA
			6/12/12	4.4	0.5 U	0.8	2.7
			6/19/12	4.1	0.5 U	0.8	2.6
	6/26/12		4.3	0.5 U	0.9	2.2	
	7/03/12		4.5	0.5 U	0.9	2.5	
	7/10/12		5.0	0.5 U	0.9	2.5	
	7/17/12		4.9	0.5 U	0.9	2.6	
	7/24/12		4.9	0.5 U	0.8	2.5	
	8/01/12		4.7	0.5 U	0.8	2.3	
	8/07/12		4.2	0.5 U	0.8	2.3	
	8/14/12		5.0	0.5 U	0.9	2.5	
	8/21/12		4.5	0.5 U	0.9	2.5	
	8/29/12	4.7	0.5 U	0.9	2.5		
	9/18/12	5.1	0.5 U	0.8	2.5		
	9/19/12	5.5	NA	NA	NA		
	9/25/12	5.1	0.5 U	0.9	2.6		
	10/30/12	5.7	0.5 U	1.0	3.6		

Purveyor	Well Name	Sample Date	Perchlorate	Carbon Tetrachloride	PCE	TCE
PASADENA-CITY, WATER DEPT. (con't)	VENTURA (con't)	1/29/13	5.1	0.5 U	1.1	4.3
	WELL 52	10/02/12	6.7	0.5 U	0.5 U	0.6
		10/09/12	7.2	0.5 U	0.5 U	0.6
		10/11/12	7.4	NA	NA	NA
		10/17/12	6.9	0.5 U	0.5 U	0.6
		10/23/12	7.8	0.5 U	0.5 U	0.6
		10/30/12	6.8	0.5 U	0.5 U	0.6
		11/06/12	8.1	0.5 U	0.5 U	0.8
		11/13/12	7.6	0.5 U	0.5 U	0.8
		11/20/12	7.5	0.5 U	0.5	0.9
		11/27/12	7.2	3.8	0.5	1.0
		12/04/12	7.6	0.5 U	0.5 U	0.9
		12/11/12	9.7	0.5 U	0.5 U	0.9
		12/18/12	7.3	0.5 U	0.5 U	1.0
		12/24/12	7.9	0.5 U	0.5 U	1.1
		1/02/13	8.4	0.5 U	0.5	1.2
		1/08/13	7.2	0.5 U	0.5 U	1.1
1/15/13	7.5	0.5 U	0.5 U	1.0		
1/22/13	8.2	0.5 U	0.5	1.5		
California Maximum Contaminant Level (MCL)			6.0 *	0.5	5.0	5.0
EPA Region IX Maximum Contaminant Level			NE	5.0	5.0	5.0
<p>Notes</p> <p>NA Not analyzed</p> <p>NE Not established</p> <p>* Interim Action Level - California Department of Public Health</p> <p>Source California Department of Public Health Drinking Water Program, California Drinking Water Data, January 4, 2005</p> <p>U Indicates the compound or analyte was analyzed for but not detected at or above the stated limit.</p>						